

# TIMEX®

www.timex.com

W-3 759-095003

## THANK YOU FOR PURCHASING YOUR TIMEX WATCH.

### EXTENDED WARRANTY

**Available in U.S. only.** Extend your warranty for an additional 4 years from date of purchase for \$5. You can pay with AMEX, Discover, Visa or MasterCard by calling 1 800-448-4639 during normal business hours. Payment must be made within 30 days of purchase. Name, address, telephone number, purchase date, and 5-digit model number required. You can also mail a check for \$5 to: Timex Extended Warranty, P.O. Box 1676, Dept. EF, Little Rock, AR 72203.

Please read instructions carefully to understand how to operate your Timex watch.

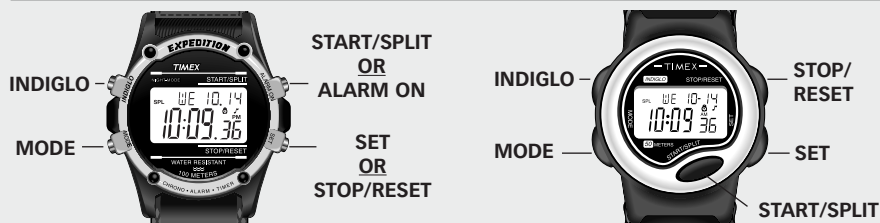
**Your model may not have all of the features described in this booklet.**



### FEATURES

- Two time zones • Alarm • 24-hour countdown timer • 99-lap chronograph • Hourly chime

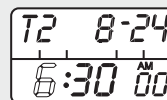
### BASIC OPERATIONS



Press **MODE** to cycle through CHRONO, ALARM, TIMER and TIME ZONE modes. Press **INDIGLO** to illuminate watch face. When setting functions, press and hold **SET** to advance digits rapidly. In any mode, press **MODE** to view time display. Press any button to stop alarm or timer beeps.

### TIME AND DATE

- Press and hold **SET**. SECONDS digits will flash.
- Press **START/SPLIT** to set SECONDS to 0.
- Press **MODE** to select HOURS.
- Press **START/SPLIT** to advance. Go through 12 hours for AM or PM.
- Press **MODE** to select MINUTES, then **START/SPLIT** to advance.
- Repeat to set MONTH, DATE, DAY, 12- or 24-hour TIME display.
- Press **SET** when done.

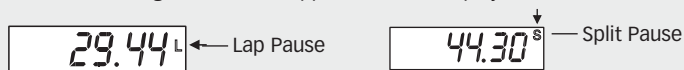


Press **START/SPLIT** to view TIME ZONE 2.

### CHRONOGRAPH

- Press **MODE** to select CHRONO
- Press **SET** to select Lap or Split display
- Press **START/SPLIT** to start.
- Press **START/SPLIT** to record lap time.
- Press **MODE** to display lap or split time (automatic after 10 seconds).
- Press **STOP/RESET** to pause.
- Press **START/SPLIT** to resume
- Press **STOP/RESET** to stop.
- Press **STOP/RESET** to reset.

When CHRONO is running LAP or SPLIT appears in time display.



## ALARM AND CHIME

- A. Press **MODE** to select ALARM
- B. Press **SET** to select Time Zone 1 or 2
- C. Press **START/SPLIT** to change.
- D. Press **MODE** to select HOURS. Digits will flash.
- E. Press **START/SPLIT** to advance. Go through 12 hours for AM or PM
- F. Press **MODE** to select TENS of MINUTES.
- G. Press **START/SPLIT** to advance. Repeat for MINUTES, Time Zone 1 or 2.
- H. Press **SET** when done.
- I. In ALARM Mode, press **START/SPLIT** repeatedly to turn ALARM and CHIME modes on or off. When alarm time is indicated in appropriate time zone, watch will beep for 20 seconds, or until a watch button is pushed. Alarm will repeat every 24 hours until deactivated.



## COUNTDOWN TIMER

- A. Press **MODE** to select TIMER
  - B. Press **SET** to select TENS of HOURS. Digits will flash.
  - C. Press **START/SPLIT** to advance.
  - D. Press **MODE** to select HOURS.
  - E. Repeat to set TENS of MINUTES, MINUTES, TENS of SECONDS, and SECONDS
  - F. Press **SET** when done.
  - G. Press **START/SPLIT** to start timer.
  - H. Press **STOP/RESET** to pause, **START/SPLIT** to resume.
  - I. Press **STOP/RESET** again to reset.
- Watch will beep when countdown ends.


## TIME ZONE

- A. Press **MODE** to select TIME ZONE 2.
- B. Press and hold **SET** to set time. HOURS digits will flash.
- C. Press **START/SPLIT** to advance. Go through 12 hours for AM or PM.
- D. Press **MODE** to select MONTH, DATE, 12- or 24-hour TIME display. Press **START/SPLIT** to advance.
- E. Press **SET** when done
- F. Press **START/SPLIT** to view TIME ZONE 2.

## INDIGLO® NIGHT-LIGHT WITH NIGHT-MODE®

- A. Press **INDIGLO** to illuminate watch face. Patented (U.S. pat. 4,527,096 and 4,775,964) electroluminescent technology used in the INDIGLO® night-light illuminates entire watch face at night and in low light conditions.
- B. Press and hold **INDIGLO** for three seconds (beep will sound) to activate or de-activate NIGHT-MODE®
- C. While in NIGHT-MODE®, press any button to illuminate watch face for 3 seconds

## WATER RESISTANCE

If your watch is water-resistant, meter marking or (  ) is indicated.

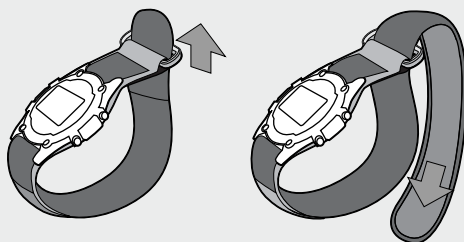
Water-Resistance Depth	p.s.i.a.* Water Pressure Below Surface
<b>30m/98ft</b>	<b>60</b>
<b>50m/164ft</b>	<b>86</b>
<b>100m/328ft</b>	<b>160</b>
<b>200m/656ft</b>	<b>284</b>

\*pounds per square inch absolute

**WARNING: TO MAINTAIN WATER-RESISTANCE, DO NOT PRESS ANY BUTTONS OR PULL OUT THE CROWN UNDER WATER UNLESS YOUR WATCH IS INDICATED AS 200 METER WATER-RESISTANT.**

1. Watch is water-resistant only as long as crystal, crown and case remain intact.
2. Watch is not a diver watch and should not be used for diving.
3. Rinse watch with fresh water after exposure to salt water.

## FAST WRAP® STRAP



## BRACELET ADJUSTMENT

### FOLDOVER CLASP BRACELET

Find spring bar that connects bracelet to clasp. Using a pointed tool (Fig. 2), push spring bar in and gently twist bracelet to disengage. Determine wrist size, then insert spring bar in correct bottom hole (Fig. 3). Push down on spring bar, align with top hole and release to lock in place (Fig. 4).

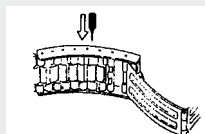


Fig. 2

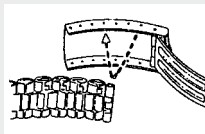


Fig. 3

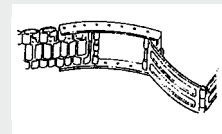


Fig. 4

## BATTERY

**Timex strongly recommends that a retailer or jeweler replace battery.** If applicable, push reset button when replacing battery. Battery type is indicated on caseback. Battery life estimates are based on certain assumptions regarding usage; battery life may vary depending on actual usage.

**DO NOT DISPOSE OF BATTERY IN FIRE. DO NOT RECHARGE. KEEP LOOSE BATTERIES AWAY FROM CHILDREN.**

### TIMEX INTERNATIONAL WARRANTY

(U.S. – LIMITED WARRANTY – PLEASE SEE FRONT OF INSTRUCTION BOOKLET FOR TERMS OF EXTENDED WARRANTY OFFER)

Your TIMEX watch is warranted against manufacturing defects by Timex Corporation for a period of ONE YEAR from the original purchase date. Timex and its worldwide affiliates will honor this International Warranty.

Please note that Timex may, at its option, repair your watch by installing new or thoroughly reconditioned and inspected components or replace it with an identical or similar model. **IMPORTANT — PLEASE NOTE THAT THIS WARRANTY DOES NOT COVER DEFECTS OR DAMAGES TO YOUR WATCH:**

- 1) after the warranty period expires;
- 2) if the watch was not originally purchased from an authorized Timex retailer;
- 3) from repair services not performed by Timex;
- 4) from accidents, tampering or abuse; and
- 5) lens or crystal, strap or band, watch case, attachments or battery. Timex may charge you for replacing any of these parts.

THIS WARRANTY AND THE REMEDIES CONTAINED HEREIN ARE EXCLUSIVE AND IN LIEU OF ALL OTHER WARRANTIES, EXPRESS OR IMPLIED, INCLUDING ANY IMPLIED WARRANTY OF MERCHANTABILITY OR FITNESS FOR PARTICULAR PURPOSE. TIMEX IS NOT LIABLE FOR ANY SPECIAL, INCIDENTAL OR CONSEQUENTIAL DAMAGES. Some countries and states do not allow limitations on implied warranties and do not allow exclusions or limitations on damages, so these limitations may not apply to you. This warranty gives you specific legal rights and you may also have other rights which vary from country to country and state to state.

To obtain warranty service, please return your watch to Timex, one of its affiliates or the Timex retailer where the watch was purchased, together with a completed original Watch Repair Coupon or, in the U.S. and Canada only, the completed original Watch Repair Coupon or a written statement identifying your name, address, telephone number and date and place of purchase. Please include the following with your watch to cover postage and handling (this is not a repair charge): a US\$ 7.00 check or money order in the U.S.; a CAN\$6.00 cheque or money order in Canada; and a UK£2.50 cheque or money order in the U.K. In other countries, Timex will charge you for postage and handling. NEVER INCLUDE A SPECIAL WATCHBAND OR ANY OTHER ARTICLE OF PERSONAL VALUE IN YOUR SHIPMENT.

For the U.S., please call 1-800-448-4639 for additional warranty information. For Canada, call 1-800-263-0981. For Brazil, call 0800-168787. For Mexico, call 01-800-01-060-00. For Central America, the Caribbean, Bermuda and the Bahamas, call (501) 370-5775 (U.S.). For Asia, call 852-2815-0091. For the U.K., call 44 208 687 9620. For Portugal, call 351 212 946 017. For France, call 33 3 81 63 42 00. For Germany, call +43 662 88 92130. For the Middle East and Africa, call 971-4-310850. For other areas, please contact your local Timex retailer or Timex distributor for warranty information. In Canada, the U.S. and in certain other locations, participating Timex retailers can provide you with a postage-paid, pre-addressed Watch Repair Mailer for your convenience in obtaining factory service.

## Free Manuals Download Website

<http://myh66.com>

<http://usermanuals.us>

<http://www.somanuals.com>

<http://www.4manuals.cc>

<http://www.manual-lib.com>

<http://www.404manual.com>

<http://www.luxmanual.com>

<http://aubethermostatmanual.com>

Golf course search by state

<http://golfingnear.com>

Email search by domain

<http://emailbydomain.com>

Auto manuals search

<http://auto.somanuals.com>

TV manuals search

<http://tv.somanuals.com>