

Offers You Advanced Multifunction Finishing Features

The Toshiba e-STUDIO55 Digital Copier is specifically designed with powerful multifunction features and advanced technology to meet the high-volume copy demands of busy office environments. The reliable e-STUDIO55 digital imaging system is ideal for businesses that utilize a centralized copy system, print-for-pay facilities, or for large workgroups that require a departmental copier.

Offering outstanding image quality, a high copy duty cycle, large paper capacity, and advanced finishing features, the e-STUDIO55 raises office productivity to a new level.

Extraordinary Digital Image Quality

The e-STUDIO55 quickly reproduces your originals at **55 Copies Per Minute** and digitally processes documents at **600 x 2,400 dpi**, the highest resolution in the industry. This unparalleled digital image quality is achieved with Toshiba's breakthrough **4-Channel Parallel CCD (Charged Coupling Device) Scanner Unit**, an innovative **4-Beam Laser** design, and **Scalable Smoothing Technology**.

A **256-Level Gray Scale** gives you outstanding photo and graphics reproduction, and convenient **Text, Photo, and Text/Photo Modes** assure that the e-STUDIO55 will always provide the best image quality possible.

Touch Screen Control Panel Technology

The e-STUDIO55 features a thoughtfully designed, streamlined **Touch Screen Control Panel** that provides one-touch access to most copier functions and operations. A user-friendly **Graphical Service Guidance System** incorporates easy-to-read text and graphic icons that speed you through complex copying tasks. Step-by-step service instructions are also available for clearing occasional misfeeds or replacing toner.

Expanded Memory and Document Storage

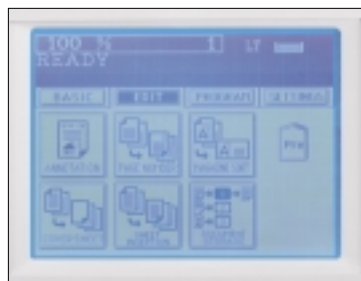
The e-STUDIO55 improves your document processing productivity with a substantial **32 MB of Memory** and a **3.2 GB Hard Disk Drive**. A timesaving, multi-page **Document Storage** feature provides 24 separate locations for storing up to 1,000 pages of frequently used office documents. You can easily store and recall company letterhead, forms, reports, or brochures, and quickly print them on demand.

A Document Processing Powerhouse

The e-STUDIO55 boasts a large **5,600-Sheet Paper Capacity** that can handle heavy paper volumes and large copy jobs. It features a built-in **4,000-Sheet Large Capacity Feeder**, three **500-Sheet Paper Cassettes**, and a **100-Sheet Stack Feed "Smart" Bypass** that easily accommodates a wide variety of paper sizes and thicknesses. A substantial **Toner Yield of 60,000 Copies*** adds to your office productivity by minimizing the frequency of replenishing supplies.

The e-STUDIO55 also provides a variety of advanced paper-handling features designed to make full use of the system's built-in multiple paper sources. Efficient **Cover Sheet** and **Sheet Insertion** features allow you to access paper from one source for covers or section dividers, and use a different paper source for the main body of your documents.

Standard **Electronic Sorting** automatically collates your copies and produces virtually unlimited sets. Built-in **"Limitless" First In, First Out (FIFO) Automatic Duplexing** reliably handles any two-sided copying or printing tasks. A handy **Magazine Sort feature (Booklet Making Mode)** takes full advantage of the copier's built-in duplexing and digital technology to produce precisely laid-out professional-looking booklets from your originals.



Professional Finishing Features

The e-STUDIO55 expands your in-house document finishing capabilities with options that include a **Multi-Position Stapling Finisher** and a **Multi-Position Stapling Finisher with Saddle-Stitch** capabilities. The unique saddle-stitch option works in conjunction with the Magazine Sort feature, allowing you to produce up to 60-page, bound signature documents from either Letter or Ledger-size paper. An **Optional Hole Punch** feature automatically provides either 2 or 3 hole punch capabilities depending on the copy size.

Download from www.Somanuals.com. All Manuals Search And Download.

* Yields quoted are estimates, based on 6% toner coverage, copy mode (letter-size paper). Actual yields may vary.

e-STUDIO55



Network Printing Solutions

The e-STUDIO55 can be upgraded to a **Fully Networked Document Processing System** by utilizing the value-added **Optional Embedded Controller** or the more feature-rich **SC-2 Controller**. The **Embedded Controller** enables PostScript™ and PCL printing allowing network users to take full advantage of the e-STUDIO55's impressive performance, large paper supply and advanced paper handling capabilities. It also has a very powerful device status and management utility known as TopAccess™ that provides up-to-the-moment device and job status to all users of the system.

The SC-2 also provides PostScript™ and PCL printing, however its processing power and options make it better suited for high-volume environments. Other features further distinguish the SC-2 and e-STUDIO55 combination from competing network printing or copying solutions.

For example, the SC-2's unique Tandem Printing and Copying feature lets high-volume environments share a single SC-2 controller between two e-STUDIO systems. Users can scan a copy job on one system and utilize both copiers to perform the copying task. This effectively doubles the speed while cutting the individual system loads in half. This feature is also available for network printing users allowing them to share jobs between both systems, significantly reducing the production time.

The **SC-2 Controller Client/Server Management Software** gives network administrators the ability to configure, operate, and monitor the system directly from their desktops. **DocMon™** software notifies users upon completion of their print jobs or of any events that may impact completion such as the device being out of toner or paper. Additionally, all users can look at one or all of the SC-2 equipped systems on the network via their Internet browser software for graphically-displayed up-to-the-moment device feedback.

An innovative **Document Profiles** feature lets you efficiently save profiles of pre-selected driver settings to simplify redundant complex printing tasks.

By combining the SC-2 controller with the **Optional Scan-to-File** feature, the e-STUDIO55 can function as a large volume **TWAIN-Compliant Network Scanner**. This gives users the ability to scan and convert documents directly to PDF, TIFF, or multi-page TIFF files and

place them directly onto the network. Additionally, the **Scan-to-Email** option allows you to scan directly to either one or multiple email addresses in a single step.

Remarkable Reliability

With a rated volume up to **340,000 Copies Per Month**, the reliable e-STUDIO55 handles the most demanding copy volume workloads. **Service Maintenance Modules** enhance both copier productivity and reliability and keep the e-STUDIO55 performing at peak efficiency. These modules greatly reduce the time required to perform routine periodic maintenance by allowing technicians to service the copier in about 30 minutes — approximately 1/6th the time of conventional copiers.

Trouble-free dependability is assured with an equally impressive **Preventative Maintenance Cycle of 340,000 Copies**, which maximizes the time between regular service intervals and effectively reduces copier downtime. Interchangeable Toshiba accessories and supplies eliminate the need to purchase and store a variety of toner, developer, and other copier and printer products. The e-STUDIO55's multifunction design also allows you to purchase your service contract from a single provider instead of maintaining multiple contracts for separate office machines.

The Power of Productivity

The multifunction Toshiba e-STUDIO55 Digital Copier provides all the power and performance you need to maximize your office document processing productivity. Try one out today at your **Authorized Toshiba Dealer**.

Download from www.Somanuals.com. All Manuals Search And Download.

Copier Features:

- Access Codes (120)
- Annotation
- Automatic Cassette Change
- Automatic Job Start
- Automatic Document Feeder/Reversing & Semi-Automatic
- Automatic Magnification Selection (AMS)
- Automatic Paper Selection (APS)
- Automatic Sort Mode
- Cover Sheet Mode
- Document Storage (24 Locations)
- Dual Page Copying
- Duplexing (Automatic & Limitless)
- Edge Erase
- Electronic Sorting
- Energy Saver
- Graphical Service Guidance System
- Image Shift
- Interrupt
- Job Build
- Job Memory (4)
- Job Preset
- Large Capacity Cassette (4,000 Sheets)
- Magazine Sort
- Mirror Image
- Mixed Original Mode
- Negative/Positive
- Page Numbering
- Paper Size Indicators (From LCD)
- Paper Supply (5,600 Sheets)
- Paper Volume Indicator (From LCD)
- Reduction/Enlargement (25%-400%)
- Service Maintenance Modules
- Sheet Insertion Mode
- Stack Feed "Smart" Bypass (100 Sheets)
- Text, Photo, Text/Photo Mode
- Touch Screen Control Panel
- Trimming/Masking
- Weekly Timer
- X-Y Zoom
- Zoom Indicators
- 3.2 GB Hard Disk Drive
- 2-in-1, 4-in-1, 8-in-1 Copy Mode
- 32 MB Memory
- 55 Copies Per Minute
- 600 x 2,400 dpi Resolution
- 340,000 Copies PM Cycle

Options:



- Key Counter
- Hole Punch (2 or 3 Hole)
- 2-Tray, Multi-Position Stapling Finisher
- 2-Tray, Multi-Position Stapling Finisher with Saddle-Stitch
- Network Printing and Scanning

Embedded Controller Features:

- TopAccess™ Client/Server Administration Utility Software
- Cover Sheet & Sheet Insertion
- Watermark Feature
- Multi-position + Saddle-Stitch Stapling Control
- Hole Punch Control
- N-Up Printing
- Departmental Print Accounting
- Private Print Feature

SC-2 Controller Features:

- TopAccess™ Client/Server Administration Utility Software
- Cover Sheet, Sheet Insertion & Page Interleaving
- Image Overlay & Watermark Feature
- Multi-Position + Saddle-Stitch Stapling Control
- Hole Punch Control
- N-Up Printing
- Pop-Up Status Change Notification
- Private Print Feature
- Document Profiles (Job Programming for Printing)
- Proof Print
- Scanning (Scan-to-File, Scan-to-Email)
- Tandem Printing & Copying Support



Basic Composition

Copying Speed
55 Copies Per Minute
Monthly Duty Cycle
340,000 Copies
Periodic Maintenance Schedule
340,000 Copies

Type
Console/No Clamshell Design

Copying System
Indirect Electrostatic

Printing System
4-Beam Laser Printing

Developing System
Dry Developing

Fixing System
Heat Roller

Photosensor Type
OPC

Original Scanning System
4-Channel Parallel CCD

Resolution
600 x 2,400 dpi

Acceptance Originals
Sheets, Books & Three-Dimensional Objects

Acceptable Copy Paper Size
Statement-R (5.5" x 8.5")-to-Ledger (11" x 17"), 17-22 Lbs., Manual Feed from Stack Feed "Smart" Bypass 17-41 Lbs. (100-Sheet Capacity/17-22 Lbs.)

Cassettes
Statement-to-Ledger

Large Capacity Feeder
Letter

Sheet Bypass
Statement-to-Ledger

Reversing Automatic Document Feeder
Automatic Mode: Stack up to 60 Letter-Size Originals (20 Lbs.) or 30 Legal or Ledger-Size Originals (20 Lbs.) Semi-Automatic Mode (Flash Feed): Individual Sheets at Statement-R-to-Ledger-Size (16-24 Lbs.) Reversing Mode: Automatically Refeeds Two-Sided Originals for One-Sided Copying or Two-Sided Copying

Duplexing
"Limitless" First In, First Out (FIFO)

Warm-up Time
Approx. 420 Seconds

First Copy Out Time
Approx. 3.6 Seconds (Letter)

Multiple Copying
Up to 999 Copies (Digital Key Entry)

Original Size
ST, LT, LG, COMP, LD

Paper Size
ST, LT, LG, COMP, LD

Zoom
25% to 400% (in 1% Increments)

Cassette Capacity
500 Sheets x 3

Large Capacity Feeder
4,000 Sheets

Sheet Bypass
100-Sheet Stack Feed "Smart" Bypass

Toner Density Adjustment
Magnetic Auto-Toner System

Exposure Control
Automatic Plus Manual Selection from 11 Exposure Steps

Light Source
Halogen Lamp

Power Requirement
115 V, 60 Hz (20 Amp Dedicated)

Power Consumption
Maximum 2.0 kW

Dimensions
36.3" x 29.2" x 43.7" (W x D x H)

Weight
550 Lbs.

Black Toner Yield
60,000*

Black Developer Yield
340,000

Copier Features

Special Features
Access Codes (120)
Annotation
Automatic Cassette Change
Automatic Job Start
Automatic Magnification Selection (AMS)
Automatic Paper Selection (APS)
Automatic Sort Mode
Cover Sheet Mode
Document Storage (24 Locations)
Dual Page Copying
Duplexing (Automatic & Limitless)
Edge Erase
Electronic Sorting
Energy Saver
Graphical Service Guidance System
Image Shift
Interrupt
Job Build
Job Memory (4)
Job Preset
Large Capacity Cassette (4,000 Sheets)
Magazine Sort
Mirror Image
Mixed Original Mode
Negative/Positive
Network Connectivity
Page Numbering
Paper Size Indicators
Paper Supply (5,600 Sheets)
Paper Volume Indicator
Service Maintenance Modules
Sheet Insertion Mode
Stack Feed "Smart" Bypass (100 Sheets)
Text, Photo, Text/Photo Mode
Touch Screen Control Panel
Trimming/Masking
Weekly Timer
X-Y Zoom
Zoom Indicator
3.2 GB Hard Disk Drive
2-in-1, 4-in-1, 8-in-1 Copy Mode
32 MB Memory
600 x 2,400 dpi Resolution
340,000 Copies PM Cycle

Copier Options

MJ-1015—Finisher

Copy Paper Size
Statement-to-Ledger

Thickness
Non-Staple-16-41 Lbs. (90 Lb. Index)
Staple-17-22 Lbs.

Stapling Function
50 Sheets

Power Requirements
Supplied from Copier

Dimensions
28.2" x 23.7" x 39.9" (W x D x H)

Weight
79 Lbs.

MJ-1016—Finisher

Copy Paper Size
Statement-to-Ledger

Paper Thickness
Non-Staple-16-41 Lbs. (90 Lb. Index)
Staple-17-22 Lbs.

Stapling Function
50 Sheets

Stapling Function (Saddle-Stitch)
15 Sheets

Copy Paper Size (Saddle-Stitch)
Letter, Ledger

Power Requirements
Supplied from Copier

Dimensions
28.2" x 23.7" x 39.9" (W x D x H)

Weight
122 Lbs.

MJ-6002N—Hole Punch Unit

Copy Paper Size
Letter-to-Ledger

Thickness
16-41 Lbs. (90 Lb. Index)

Hole Punch Function
2 or 3 Hole Punch Capability

Power Requirements
Supplied from Copier

Optional Embedded Controller

Processor
PowerPC® 603e 200 MHz

Memory
16 MB (Expandable to 48 MB)

Print Resolution
600 x 2,400 dpi

Print Speed
Equivalent to Engine Speed

Duty Cycle
Equivalent to Engine Duty Cycle

Paper Supply
3 x 500-Sheet Cassette, 4,000-Sheet LCF

Acceptable Paper Sizes
Statement-R (5.5" x 8.5")-to-Ledger (11" x 17"), 17-22 Lbs.; Manual Feed from Stack Feed "Smart" Bypass 16-41 Lbs.

Acceptable Paper
Standard Bond, Overhead
Transparencies, Gummed Labels

Page Description Language Support
Standard: PCL5e™, PCLXL™, PostScript™ Level 2

Multiple Prints
1-999

Page Orientation
Portrait or Landscape

Simplex/Duplex
Simplex & Duplex Printing Available

Duplex Modes
Short Edge Bind/Long Edge Bind

Finishing
Sort/Staple Sort & Saddle-Stitch

Paper Sources
All Available Sources + Stack Feed "Smart" Bypass

Operating Systems Support
Windows® 95, 98, 2000, Windows® NT 4.0, Macintosh®, UNIX®

Network Operating Systems Support
NetWare® 3.x, 4.x, Windows® 95, 98, 2000, Windows® NT 4.0, UNIX®

Protocol Support
IPX/SPX, TCP/IP, EtherTalk®, LPR/LPD, SNMP

I/O Interfaces
10BaseT, 10Base2, or 100BaseT, Token Ring

Optional Embedded Controller Features

Automatic Language Switching
Automatic Tray Switching
Booklet Printing Mode
Browser-Based Administration & Status Utility Software
Duplex Printing (Book & Tablet)
Enlargement/Reduction
Grouping (for Tabulating Print Jobs)
Margin Shift (for Binding Purposes)
Multiple Page Buffering
N-Up Printing
Optional Offset Stacking & Multi-Position Stapling Collation

Specifications

PCL5e™ Emulation
PostScript™ Level 2 Emulation
Reverse Order Printing
Send Once/RIP Once/Print Many
SNMP Compliant
Watermarks

Optional SC-2 Controller

Processor
Intel® Celeron™ (433 MHz)

Print Resolution
600 x 2,400 dpi Resolution

Page Description Language Support
PCL6™, PostScript™ 3

Operating Systems Support
Windows® 95, 98, 2000, Windows® NT 4.0, Macintosh®, UNIX® (Sun®, HP, AIX)

Network Operating Systems Support
NetWare® 3.x, 4.x, 5.x, Windows® 95, 98, 2000, Windows® NT 4.0

Protocol Support
IPX/SPX, NetBEUI, TCP/IP

I/O Interfaces
10BaseT, 10Base2, 100BaseT, Token Ring

Optional SC-2 Controller Features

Client/Server Administration
Utility Software
Cover Sheet, Sheet Insertion, Page Interleaving
Document Profiles (Job Memory)
Image Overlay & Watermark Feature
Multi-Position + Saddle-Stitch Stapling Control (Windows® only)
N-Up Printing
Pop-Up Job Completion & Status Change Notification
Private Print Feature
Proof Print
SNMP Compliant
Optional Tandem Print and Copy
Optional Scan-to-File
Optional Scan-to-Email

* Yields quoted are estimates, based on 6% toner coverage, copy mode (letter-size paper). Actual yields may vary.

Designs and specifications subject to change without notice. For best results and reliable performance, always use supplies manufactured or designated by Toshiba.

Not all options and accessories may be available at the time of product launch. Please contact a local Authorized Toshiba Dealership for availability.



Corporate Office:
2 Musick
Irvine, California 92618-1631

East Coast:
959 Route 46 East, 5th Floor
Parsippany, New Jersey 07054
Tel: 973/316-2700 Fax: 973/263-2393

Midwest:
8770 W. Bryn Mawr Ave., Suite 700
Chicago, Illinois 60631
Tel: 773/380-6000 Fax: 773/380-8077

South:
4855 Peachtree Industrial Blvd., Suite 210
Norcross, Georgia 30092-3024
Tel: 770/209-8540 Fax: 770/209-8556

West Coast:
142 Technology, Suite 150
Irvine, California 92618
Tel: 949/462-6262 Fax: 949/462-2700

Website:
www.copiers.toshiba.com
or www.fax.toshiba.com

Free Manuals Download Website

<http://myh66.com>

<http://usermanuals.us>

<http://www.somanuals.com>

<http://www.4manuals.cc>

<http://www.manual-lib.com>

<http://www.404manual.com>

<http://www.luxmanual.com>

<http://aubethermostatmanual.com>

Golf course search by state

<http://golfingnear.com>

Email search by domain

<http://emailbydomain.com>

Auto manuals search

<http://auto.somanuals.com>

TV manuals search

<http://tv.somanuals.com>