

Hydra Quick Reference Guide

1. Welcome!

Thank you for using Entone's Hydra Multi-Television Video Gateway. This quick reference gives quick instruction for setting up and using Hydra. For detailed setup and usage instruction, please refer to the *Hydra User's Guide* and the *URC Plus User's Guide* in <http://www.entone.com>.

2. Before You Begin

Check that the video output connector of the Hydra is properly connected to the input connector of the TV(s).

In your TV, select the input source that the Hydra is used.

"MATV OUTPUT" by default uses CATV channel ID 10, 12 and 23 for decoder 1, 2 and 3 respectively. "TV OUT" for decoder 1 by default uses CATV channel ID 10.

Check that you have connected Hydra to the network either using ETHERNET or ADSL. For details of connecting Hydra to the network, please refer to your service provider.

Software upgrade is required when you power up Hydra for the first time. Software upgrade may take 5 minutes. Do not power off during software upgrade.

3. Install Remote Control Batteries

Install the two AA batteries (provided) into the remote control.



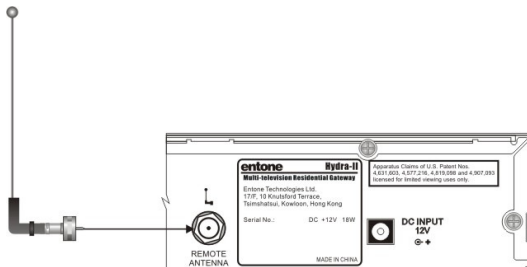
Important!! Use only new AA Alkaline batteries to insure consistent operation.

4. Understanding the Remote Control

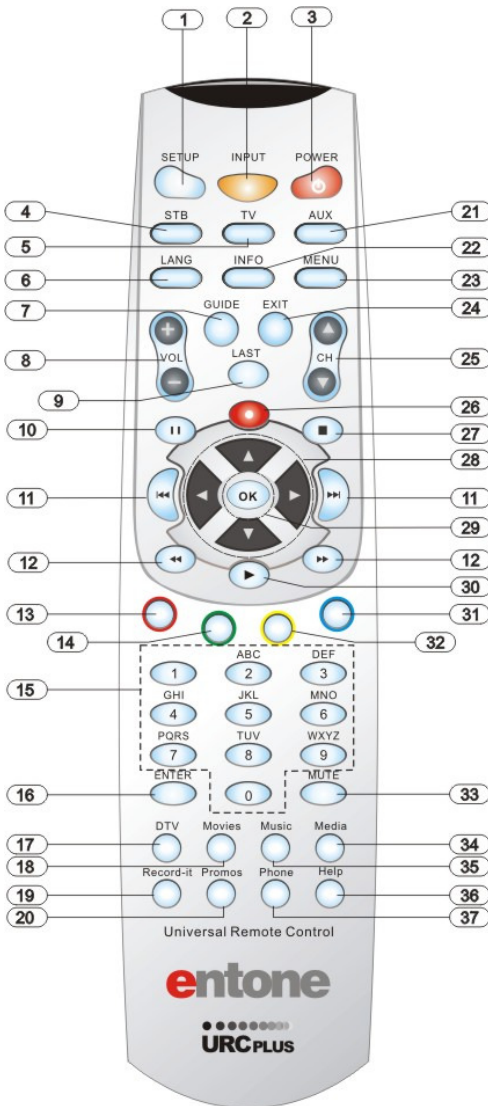
This 3 mode Universal Remote Control can be programmed to control your Hydra and up to two other devices. The remotes can be set up by following these simple instructions.

5. Connect Antenna

Connect the small antenna (provided) to the "Remote Antenna" connector on the back panel of the Hydra.



6. Using the Remote Control



The diagram and list provide a brief description of your remote control features. Entone provides this as a general guide to remote control usage. Functions may vary between different service providers.


Please refer to your service provider's manual for specific information on remote usage and features.

1. **SETUP** Special Key reserved for remote programming functions.
2. **INPUT** Changes the current A/V input of the selected device.
3. **POWER** Switches the power on/off for the currently selected device.
4. **STB** Puts remote control in STB mode.
5. **TV** Selects to control TV.
6. **LANG** Reserved for future use.
7. **GUIDE** Displays electronic program guide.
8. **VOL+/-** Raises or lowers volume of the currently selected device.
9. **LAST** Changes channel to the most recently viewed channel.
10. **PAUSE** Pause button for VOD.
11. **CHAPTER** Goes to previous or next chapter for VOD.
12. **FAST REV/FWD** Starts fast reverse or fast forward for VOD.
13. **RED** Reserved for future use.
14. **GREEN** Reserved for future use.
15. **NUMBER KEYS** Allows direct access to specific channels and menu items.
16. **ENTER** Reserved for future use.
17. **DTV** Returns to live programming.
18. **Movies** Display the VOD menu.
19. **Record-it** Reserved for future use.
20. **Promos** Displays the promotion menu.
21. **AUX** Selects to control AUX device.
22. **INFO** Displays on-screen information about the current television program.
23. **MENU** Displays the on-screen menu.
24. **EXIT** Exits the current menu item.
25. **CH UP/DOWN** Changes channel up or down.
26. **RECORD** Reserved for future use.
27. **STOP** Stop button for VOD.
28. **ARROW KEYS** Navigates right, left, up, down in the on-screen guide.
29. **OK** Executes the currently selected menu option.
30. **PLAY** Play button for VOD.
31. **BLUE** Reserved or future use.
32. **YELLOW** Reserved for future use.
33. **MUTE** Turns the volume of the currently selected device off.
34. **Media** Displays the web menu.
35. **Music** Displays available music channels.
36. **Help** Displays the help menu.
37. **Phone** Displays the Caller ID menu.

7. Programming Remotes For Use With Hydra

First, you must program your remotes for use with your Hydra. The Hydra comes with 3 URC remotes. Each remote can be programmed for use with a different TV/Room. (Refer to the *Hydra User's Guide* for more information on in-home configurations.)

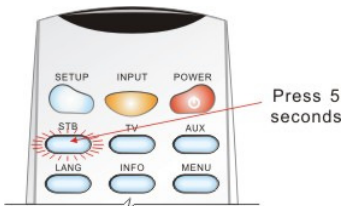
- ① Press and hold the "OK" button on the Hydra front panel for about 5 seconds. When the "OK" button is released, the Hydra front panel Standby/On LED blinks twice (alternates red and green), then stays lit red to indicate that the Hydra is now in remote registration mode.



- ② Identify the remote control, which is labeled with a number 1, 2, or 3 on the battery cover plate on the bottom of the remote, as shown below:



- ③ Press and hold the "STB" button on the remote control for about 4 to 5 seconds. The "STB" button backlight LED will light to indicate that the remote control is in registration mode.



- ④ Use the number keys to send the registration event:
 - Press "1" to send the "Register remote control to Decoder 1" event for Remote #1.
 - Press "2" to send the "Register remote control to Decoder 2" event for Remote #2.
 - Press "3" to send the "Register remote control to Decoder 3" event for Remote #3.
 - Press "0" to set remote control to IR mode only. The remote control will not send any RF signal.

- ⑤ If you press a key other than "0", "1", "2" or "3", or if you do not press a button within about 10 seconds, the STB button backlight LED will turn off, and the remote control registration process terminates.

After you enter a registration event, the "STB" button backlight LED on the remote control and the Hydra front panel LED will blink twice to indicate that the registration process was successful.

- ⑥ Repeat the steps above for each remote control. You can register at most 3 remote controls for each decoder. Each remote control can only be registered for one decoder.

8. Manually Program Additional Devices

Perform the following steps to program the TV and AUX device:

- ① Locate the device code for your desired device in the device code table provided in the Appendix. If you could not find the device code for your device or it does not work after trying the listed device codes for your device brand, then you can go to the next section to try the auto-search procedures.
- ② Turn on your device and with media inserted (if applicable).
- ③ On the remote control, press a device mode key once (i.e., "TV" or "AUX"). **NOTE:** Use the "AUX" mode key to program control of VCR, DVD player, cable box, satellite set-top-box and audio device.
- ④ Press and hold the "SETUP" key until the selected mode key backlight blinks twice, then release "SETUP". The device mode key will light up.
- ⑤ Enter the four-digit device code for you device. If you perform this procedure correctly, the selected device mode key backlight will blink twice. **NOTE:** If you enter an invalid device code, the selected device mode key will fast blink 7 times. Device program mode will be terminated.
- ⑥ Aim the remote control at your device and press the "POWER" once. The device should be turned off. If it does not respond, repeat the above steps.

9. Auto-Scan (Program Additional Devices)

If your device does not respond to the remote control after trying all devices codes listed for you brand, or if your brand is not listed at all, try searching for your device code as follows:

- ① Power on the device and on the remote control, press the desired device key once. Then press and hold "SETUP" until the device key blinks twice, then release "SETUP".
- ② Press the "POWER" key once and aim your new remote at the device.
- ③ Press either the "CHANNEL UP" key or "CHANNEL DOWN" key to do device auto-scan.
- ④ In this search mode, the remote control will send IR codes from the library in 5-second intervals. The device key will be on and blink every 5 seconds while in the device scan mode.
- ⑤ If the device turns off, a working code has been found. Press "OK" once to lock in the code. The selected mode key will blink twice.
- ⑥ If all code sets of that device are exhausted in the search and the "OK" is not pressed, the selected device key will fast blink 7 times and the search mode will be terminated.

NOTE: Auto-Scan does not scan device codes from 4056 to 4071. For decode codes from 4056 to 4071, you have to enter the device code manually.

10. Hydra On-Screen User Menu

The Hydra User Menu is an on-screen setup menu to set up your Hydra features. You need to connect the TV properly before using the User Menu.

The User Menu currently provides setup of CATV channel ID for the 3 decoders. Please note that you need to reboot Hydra for the new channel ID change to take effect.

To enter the User Menu:

- ① Use the corresponding remote control of the decoder.
- ② Press "INPUT" and then "MENU" in sequence within 1 second.

11. Captioning

Captioning is controlled by your TV. Please refer to your TV User's Guide for details on how to control your TV captioning.

Appendix - Device Codes

Your Universal Remote Control (URC) can control many brands and models of television, VCR, DVD and other types of audio-visual equipment. The following pages list device codes for many categories and brands of equipment. Many brands list more than one code, and you may need to test several codes to find the best match for your equipment. Your equipment may be supported even if your brand is not shown in the list below. If you cannot locate your brand, or none of the listed device codes works, then you may still use the auto-scan feature to try to locate a suitable device code. Instructions for using the auto-scan feature are located on page 5 of this guide.

DVD – DVD Player

| | |
|---------------------|----------------------------------|
| Aiwa | 2026 2131 |
| Apex | 2001 2056 2057 2095 2098 |
| Audiovox | 2132 |
| Blaupunkt | 2136 |
| BOSE | 2122 2130 |
| Broksonic | 2053 2072 |
| Clarion | 2100 |
| Classic | 2101 |
| Daewoo | 2058 2062 2137 2138 |
| Denon | 2040 2110 2133 |
| Emerson | 2059 2073 |
| Fisher | 2112 2134 |
| GE | 2041 2079 2118 |
| Go Video | 2046 2127 2129 |
| GPX | 2114 |
| Harman Kardon | 2125 |
| Hitachi | 2000 2027 2126 |
| Irradio | 2017 |
| JVC | 2047 2090 2096 2097 2115 |
| Kenwood | 2019 2039 |
| Konka | 2029 |
| Lasonic | 2081 |
| Magnavox | 2002 2018 |
| Marantz | 2034 |
| Memorex | 2003 |
| Mintek | 2004 |
| Mitsubishi | 2021 2030 2123 |
| NAD | 2059 2139 |
| Nakamichi | 2116 |
| Nexxtech | 2140 |
| Norcent | 2005 2117 |
| Onkyo | 2006 |
| Oritron | 2009 |
| Panasonic | 2066 2075 2076 |
| Philips | 2018 2032 2045 2051 2091 2109 |
| Pioneer | 2008 |
| Polaroid | 2007 |
| Proscan | 2010 2033 2118 |
| Qwestar | 2009 |

| | |
|----------------|---|
| RCA | 2010 2048 2063 2077 2099 2107 2118 |
| Sampo | 2119 |
| Samsung | 2012 2049 2074 2085 2102 |
| Sansui | 2071 |
| Sanyo | 2050 2120 |
| Sharp | 2013 2015 2044 2086 |
| Sherwood | 2121 |
| Sony | 2014 2020 2022 2065 2067 2068 2069 2070 2087 2103 2108 2113 |
| Sylvania | 2064 2078 2092 |
| Techwood | 2141 |
| Toshiba | 2023 2025 2037 2038 2054 2080 2084 2088 2093 2094 |
| Yamaha | 2028 |
| Zenith | 2052 2128 |

DVD - VCR Combo

| | |
|-----------------|----------------|
| Broksonic | 2072 |
| Daewoo | 2062 |
| Emerson | 2073 |
| Go Video | 2046 2127 2129 |
| Hitachi | 2126 |
| JVC | 2047 2097 |
| Panasonic | 2066 |
| Philips | 2051 |
| Polaroid | 2007 |
| RCA | 2048 |
| Samsung | 2049 2074 2085 |
| Sanyo | 2050 |
| Sony | 2065 2067 |
| Toshiba | 2080 2084 |
| Zenith | 2052 2128 |

DVD - Home Theater

| | |
|---------------|------|
| BOSE | 2130 |
| JBL | 2043 |
| Koss | 2060 |
| Onkyo | 2024 |
| Philips | 2036 |
| Pioneer | 2016 |
| RCA | 2042 |

| | |
|---------------|-----------|
| Sony..... | 2108 2113 |
| Venturer..... | 2011 |

DVD - Network DVD

| | |
|---------------|------|
| Go Video..... | 2124 |
|---------------|------|

DVD - Portable DVD

| | |
|----------------|------|
| CyberHome..... | 2083 |
| RCA..... | 2055 |
| Toshiba..... | 2135 |

DVD - TV/DVD Combo

| | |
|----------------|-----------|
| Apex..... | 2095 |
| Broksonic..... | 2053 |
| RCA..... | 2063 2099 |
| Sansui..... | 2071 |
| Sylvania..... | 2092 |
| Toshiba..... | 2054 |

DVD - TV/DVD/VCR Combo

| | |
|----------------|-----------|
| Panasonic..... | 2075 2076 |
| RCA..... | 2077 |
| Sharp..... | 2086 |
| Sylvania..... | 2064 2078 |
| Toshiba..... | 2093 2094 |

TV - Digital TV

| | |
|-------------|------|
| Zenith..... | 0020 |
|-------------|------|

TV - HDTV

| | |
|--------------|------|
| Apex..... | 0088 |
| Daewoo..... | 0135 |
| Hitachi..... | 0134 |
| Philips..... | 0037 |
| RCA..... | 0143 |
| Sony..... | 0137 |

TV - HDTV Projection TV

| | |
|-----------|------|
| Sony..... | 0037 |
|-----------|------|

TV - LCD TV

| | |
|---------------|------|
| Benq..... | 0136 |
| ESA..... | 0046 |
| NET-TV..... | 0040 |
| Sharp..... | 0138 |
| Sylvania..... | 0046 |

TV - Plasma TV

| | |
|----------------|------|
| Viewsonic..... | 0149 |
| Gateway..... | 0038 |

TV - Plasma TV Monitor

| | |
|--------------|------|
| Acer..... | 0041 |
| Fujitsu..... | 0029 |

| | |
|--------------|------|
| Pioneer..... | 0035 |
|--------------|------|

TV - Projection TV

| | |
|----------------|-----------|
| Hitachi..... | 0132 |
| JVC..... | 0130 0131 |
| Panasonic..... | 0010 |
| Sony..... | 0128 |
| Toshiba..... | 0127 |

TV - TV

| | |
|------------------------------------|--------------------------|
| Abex..... | 0098 |
| Admiral..... | 0001 0099 |
| Adventura..... | 0100 |
| Aiko..... | 0015 |
| Aiwa..... | 0034 |
| Akal..... | 0002 |
| Alleron..... | 0044 |
| Amtron..... | 0036 |
| Anam National..... | 0003 0036 |
| AOC..... | 0004 0005 |
| Apex..... | 0074 0111 0119 |
| Audiovox..... | 0036 |
| Bell & Howell..... | 0001 0045 |
| Benq..... | 0042 |
| Bradford..... | 0036 |
| Broksonic..... | 0114 0121 |
| Candle..... | 0004 0007 0100 |
| Celebrity..... | 0002 |
| Citizen..... | 0004 0007 |
| 0015 0036 0073 0097 | |
| Colortyme..... | 0004 |
| Concerto..... | 0004 |
| Contec/Cony..... | 0011 0012 0036 |
| Craig..... | 0036 |
| Crown..... | 0036 0053 |
| Curtis Mathes..... | 0000 0004 |
| 0014 0045 0073 0097 | |
| CXC..... | 0036 |
| Daewoo..... | 0004 0005 0013 |
| 0015 0016 0097 0106 | |
| Daytron..... | 0004 0097 |
| Dell..... | 0141 0142 0146 |
| Dimensia..... | 0000 |
| Electroband..... | 0002 |
| Electrohome..... | 0002 0003 0004 |
| 0018 0021 | |
| Emerson..... | 0004 0011 0013 |
| 0025 0031 0033 0036 0044 0045 0080 | |
| 0097 0102 0107 | |
| Envision..... | 0004 |
| Fisher..... | 0043 0045 0047 0103 |
| Fujitsu..... | 0044 |
| Funai..... | 0036 0044 |
| Futuretech..... | 0036 |
| GE..... | 0000 0003 0004 0008 0021 |
| 0048 0049 0063 0068 0070 0144 | |

| | | | |
|------------------------------------|---------------------|------------------------------------|---------------------|
| Goldstar | 0004 0005 0011 | Philco | 0003 0004 0005 0007 |
| 0018 0050 0090 0091 0097 0098 | | 0011 0018 0053 0056 0057 0059 | |
| Grunpy | 0036 0044 | Philips..... | 0003 0007 0011 0017 |
| Hallmark | 0004 | 0018 0053 0056 0057 0059 0063 0095 | |
| Harvard | 0036 | 0126 0129 0148 | |
| Hisense | 0112 | Philips Magnavox | 0148 |
| Hitachi..... | 0004 0011 0012 0030 | Pilot..... | 0097 |
| 0051 0084 0085 0086 0102 0133 | | Pioneer..... | 0004 0085 0102 |
| IMA | 0036 | Portland..... | 0004 0005 0015 0097 |
| Infinity..... | 0053 | Price Club..... | 0073 |
| Janeil..... | 0100 | Prima..... | 0113 |
| JBL..... | 0053 | Prism..... | 0049 |
| JC Penney..... | 0000 0004 0005 | Proscan..... | 0000 0008 0068 |
| 0007 0012 0021 0048 0049 0058 0063 | | Proton..... | 0004 0011 |
| 0068 0072 0073 0075 0097 0098 | | Quasar..... | 0003 0039 |
| JCB | 0002 | 0049 0062 0069 | |
| Jensen | 0004 | Radio Shack..... | 0000 0045 |
| JVC | 0011 0012 0026 | Radio Shack/Realistic..... | 0004 |
| 0049 0054 0055 0080 0117 | | 0011 0036 0045 0064 0097 0098 | |
| Kawasho | 0002 0004 | RCA..... | 0000 0003 0004 0005 |
| Kenwood | 0004 0018 | 0008 0018 0028 0052 0065 0067 0068 | |
| Kloss Novabeam | 0036 0056 | 0071 0076 0082 0102 0104 0106 0108 | |
| 0057 0100 | | 0115 0151 | |
| KTV..... | 0036 0097 | Realistic..... | 0000 0045 |
| LG..... | 0005 | Sampo..... | 0004 0097 0098 0120 |
| Loewe | 0053 | Samsung..... | 0004 0005 0011 |
| Logik | 0001 | 0014 0018 0019 0072 0073 0078 0094 | |
| Luxman | 0004 | 0097 0098 | |
| LXI | 0000 0004 0045 0053 | Sansui..... | 0023 0107 0122 |
| 0058 0068 0075 | | Sanyo..... | 0045 0103 |
| Magnavox..... | 0004 0007 0018 | Scotch..... | 0004 |
| 0053 0056 0057 0059 0060 0110 0147 | | Scott..... | 0004 0011 0033 |
| Majestic..... | 0001 | 0036 0044 | |
| Marantz | 0004 0051 0053 | Sears..... | 0000 0004 0012 0018 |
| Megatron..... | 0004 0051 | 0044 0045 0047 0055 0058 0068 0075 | |
| Memorex..... | 0001 0004 0005 | 0103 0105 | |
| 0022 0045 | | Sharp..... | 0004 0009 0011 0025 |
| MGA..... | 0004 0005 0018 0021 | 0064 0077 0092 0097 0099 0153 | |
| 0047 0061 | | Signature..... | 0001 |
| Midland | 0049 0068 0097 0098 | Simpson..... | 0007 |
| Minutz | 0048 | Sony..... | 0002 0109 |
| Mitsubishi..... | 0004 0005 0018 | Soundesign | 0004 0007 |
| 0021 0032 0047 0061 | | 0036 0044 | |
| Montgomery Ward..... | 0001 | Squareview..... | 0105 |
| Motorola | 0003 0099 | SSS..... | 0036 |
| MTC | 0004 0005 0073 | Starlite..... | 0036 |
| Multitech..... | 0036 | Supre-Macy..... | 0100 |
| NAD | 0004 0058 0075 0085 | Supreme..... | 0002 |
| NEC | 0003 0004 0005 | Sylvania..... | 0004 0007 0018 |
| Nikko..... | 0004 0015 | 0027 0053 0056 0057 0059 0060 0124 | |
| NTC..... | 0015 | 0145 0150 | |
| Onwa..... | 0036 | Symphonic..... | 0024 0031 0036 |
| Optimus..... | 0085 | 0105 | |
| Optonica..... | 0064 0099 | Tandy | 0099 |
| Orion | 0023 0033 0107 | Tatung..... | 0003 |
| Panasonic..... | 0003 0049 0053 | Technics..... | 0049 |
| 0096 0123 0140 0152 | | Techwood..... | 0004 0049 |

| | |
|------------------------------------|---------------------|
| Teknika | 0001 0004 0005 |
| 0007 0011 0012 0015 0036 0044 0060 | |
| 0073 0096 0097 | |
| TMK | 0004 |
| Toshiba | 0006 0045 0058 |
| 0073 0075 0079 0083 0087 0093 0101 | |
| 0116 | |
| Totevision | 0097 |
| Universal | 0048 0063 |
| Victor | 0055 |
| Vidtech | 0004 0005 |
| Viking | 0100 |
| Wards | 0000 0001 0004 0005 |
| 0018 0031 0044 0048 0053 0056 0057 | |
| 0059 0060 0063 0064 | |
| White Westinghouse | 0013 |
| Yamaha | 0004 0005 0018 |
| Zenith | 0001 0081 0089 |
| 0118 0125 | |

TV - TV/DVD Combo

| | |
|-----------------|-----------|
| Apex | 0074 |
| Broksonic | 0114 |
| RCA | 0076 0115 |
| Sansui | 0122 |
| Sylvania | 0150 |
| Toshiba | 0116 |

TV - TV/DVD/VCR Combo

| | |
|-----------------|-----------|
| Panasonic | 0123 0152 |
| RCA | 0151 |
| Sharp | 0153 |
| Sylvania | 0027 0124 |
| Toshiba | 0087 0101 |

TV - TV/VCR Combo

| | |
|-----------------|-----------|
| Broksonic | 0121 |
| GE | 0070 |
| Quasar | 0062 0069 |
| RCA | 0028 0052 |
| Samsung | 0078 |
| Sylvania | 0145 |
| Toshiba | 0006 |
| Zenith | 0118 |

VCR - CD

| | |
|---------------|-----------|
| Denon | 1104 |
| JVC | 1099 |
| Onkyo | 1100 |
| Pioneer | 1101 |
| RCA | 1102 1106 |
| Sony | 1105 |
| Yamaha | 1103 |

VCR – Digital Network Recorder

| | |
|------------|------|
| Sony | 1001 |
|------------|------|

VCR – DVD/VCR Combo

| | |
|-----------------|----------------|
| Broksonic | 1078 |
| Daewoo | 1085 |
| Emerson | 1076 |
| Go Video | 1043 1045 1092 |
| Hitachi | 1038 |
| JVC | 1030 1093 |
| Panasonic | 1082 |
| Philips | 1091 |
| Polaroid | 1041 |
| RCA | 1094 |
| Samsung | 1054 1075 1095 |
| Sanyo | 1096 |
| Sony | 1051 1074 |
| Toshiba | 1052 1053 |
| Zenith | 1029 1089 |

VCR – DVR

| | |
|-----------------|------|
| DIRECTV | 1000 |
| Panasonic | 1004 |
| Philips | 1002 |
| RCA | 1000 |
| RePlay | 1003 |
| Tivo | 1000 |

VCR – PVR

| | |
|------------|------|
| Tivo | 1087 |
|------------|------|

VCR – TV/DVD/VCR Combo

| | |
|-----------------|-----------|
| Panasonic | 1072 1073 |
| RCA | 1046 |
| Sharp | 1055 |
| Sylvania | 1050 1071 |
| Toshiba | 1056 1059 |

VCR – TV/VCR Combo

| | |
|-----------------|-----------|
| Broksonic | 1098 |
| GE | 1069 |
| Quasar | 1067 1068 |
| RCA | 1065 1066 |
| Samsung | 1070 |
| Sylvania | 1064 |
| Toshiba | 1063 |
| Zenith | 1060 |

VCR - VCR

| | |
|-----------------|-----------|
| Admiral | 1027 |
| Adventura | 1047 |
| Aiko | 1048 |
| Aiwa | 1047 |
| Akai | 1081 1084 |

| | | | |
|------------------------------------|---------------------|-------------------------------|--------------------------|
| American High..... | 1042 | Logik..... | 1061 |
| Asha..... | 1035 | LXI..... | 1036 |
| Audio Dynamics..... | 1031 1032 | Magnavox..... | 1042 1062 1077 |
| Audiovox..... | 1036 | Magnin..... | 1036 |
| Beaumarck..... | 1034 1035 | Marantz..... | 1031 1032 1033 |
| Bell & Howell..... | 1033 | 1040 1042 1062 | |
| Broksonic..... | 1034 1078 1098 | Marta..... | 1036 |
| Calix..... | 1036 | Matsushita..... | 1042 |
| Candle..... | 1035 1036 1037 | MEI..... | 1042 |
| 1039 1040 | | Memorex..... | 1027 1033 1035 |
| Canon..... | 1042 | 1036 1042 1044 1047 1077 | |
| Carver..... | 1062 | MGA..... | 1049 |
| CCE..... | 1048 1061 | MGN Technology..... | 1035 |
| Citizen..... | 1035 1036 1037 1039 | Midland..... | 1057 |
| 1040 1048 | | Minolta..... | 1058 |
| Colortyme..... | 1031 | Mitsubishi..... | 1049 1058 |
| Colt..... | 1061 | Montgomery Ward..... | 1027 |
| Craig..... | 1035 1036 1044 1061 | Motorola..... | 1027 1042 |
| Curtis Mathes..... | 1026 1031 | MTC..... | 1035 |
| 1035 1040 1042 | | Multitech..... | 1035 1047 1057 1061 |
| Cybernex..... | 1035 | NEC..... | 1031 1032 1033 1040 1081 |
| Daewoo..... | 1037 1039 | Nikko..... | 1036 |
| 1047 1048 1085 | | Noblex..... | 1035 |
| DBX..... | 1031 1032 | Olympus..... | 1042 |
| Dimensia..... | 1026 | Optimus..... | 1027 1036 |
| Dynatech..... | 1047 | Panasonic..... | 1042 1072 1073 |
| Electrohome..... | 1036 1049 | 1079 1080 1082 1083 | |
| Electrophonic..... | 1036 | Pentax..... | 1058 |
| Emerson..... | 1034 1036 1037 | Pentex Research..... | 1040 |
| 1042 1047 1049 1076 1097 | | Philco..... | 1042 1062 |
| Fisher..... | 1033 1044 | Philips..... | 1042 1062 1091 |
| Fuji..... | 1042 1084 | Pilot..... | 1036 |
| Funai..... | 1028 1047 | Pioneer..... | 1032 1058 |
| Garrard..... | 1047 | Polaroid..... | 1041 |
| GE..... | 1026 1035 1042 1069 | Portland..... | 1039 |
| Go Video..... | 1043 1045 1088 1092 | Proscan..... | 1026 |
| Goldstar..... | 1031 1036 1040 | Protec..... | 1061 |
| Gradiente..... | 1047 | Pulsar..... | 1077 |
| Harley Davidson..... | 1047 | Quarter..... | 1033 |
| Harman Kardon..... | 1031 | Quartz..... | 1033 |
| Harwood..... | 1061 | Quasar..... | 1042 1067 1068 |
| Headquarter..... | 1033 | Radio Shack..... | 1027 1036 |
| Hi-Q..... | 1044 | Radio Shack/Realistic..... | 1033 |
| Hitachi..... | 1038 1058 1081 | 1035 1036 1042 1044 1047 1049 | |
| Instant Replay..... | 1042 | Radix..... | 1036 |
| JC Penney..... | 1031 1032 1033 | Randex..... | 1036 |
| 1034 1035 1036 1042 1058 1061 1062 | | RCA..... | 1026 1035 1042 |
| JCL..... | 1042 | 1046 1058 1065 1066 1086 1094 | |
| Jensen..... | 1058 1081 | Realistic..... | 1027 1033 1035 |
| JVC..... | 1030 1031 1032 | 1036 1037 1042 1044 1047 1049 | |
| 1033 1040 1081 1093 | | Ricoh..... | 1090 |
| Kenwood..... | 1031 1032 | Runco..... | 1077 |
| 1033 1040 1081 | | Samsung..... | 1035 1037 1054 |
| KLH..... | 1061 | 1057 1070 1075 1095 | |
| Kodak..... | 1036 1042 | Sanky..... | 1027 1077 |
| LG..... | 1036 | Sansui..... | 1032 1081 |
| Lloyd's..... | 1047 | Sanyo..... | 1033 1035 1044 1096 |

| | | |
|-------------------------|------|--------------------------|
| Scott..... | 1034 | 1037 |
| Sears..... | 1033 | 1036 1042 |
| 1044 | 1058 | |
| Sharp..... | 1027 | 1039 1049 1055 |
| Shintom..... | 1061 | 1084 |
| Shogun..... | | 1035 |
| Signature..... | | 1027 |
| Singer..... | 1042 | 1061 1090 |
| Sony..... | 1051 | 1074 1084 |
| STS..... | | 1042 |
| Sylvania..... | 1042 | 1047 1050 |
| 1062 | 1064 | 1071 |
| Symphonic..... | 1028 | 1047 |
| Tandy..... | | 1033 |
| Tashiko..... | | 1036 |
| Tatung..... | | 1081 |
| Teac..... | 1047 | 1081 |
| Technics..... | 1042 | 1079 |
| Teknika..... | 1036 | 1042 1047 |
| TMK..... | | 1035 |
| Toshiba..... | 1037 | 1052 1053 1056 |
| 1058 | 1059 | 1063 |
| Totevision..... | 1035 | 1036 |
| Unitech..... | | 1035 |
| Vector Research..... | | 1031 |
| 1032 | 1037 | |
| Victor..... | | 1032 |
| Video Concepts..... | | 1031 |
| 1032 | 1037 | |
| Videosonic..... | | 1035 |
| Wards..... | 1027 | 1035 |
| 1036 | 1037 | 1042 1044 1047 1049 1058 |
| 1061 | | |
| White Westinghouse..... | | 1028 |
| XR-1000..... | 1042 | 1047 1061 |
| Yamaha..... | 1031 | 1032 |
| 1033 | 1040 | 1081 |
| Zenith..... | 1029 | 1060 1077 1084 |
| 1089 | 1090 | |

Cable Box

| | | |
|---------------------|------|------|
| ABC..... | 3000 | 3001 |
| 3002 | 3004 | 3046 |
| Adelphia..... | | 3049 |
| Antronix..... | 3006 | 3007 |
| Archer..... | 3007 | 3008 |
| Cable Vision..... | | 3050 |
| Cabletenna..... | | 3006 |
| Cableview..... | | 3005 |
| Colour Voice..... | 3010 | 3011 |
| Comcast..... | 3051 | 3052 |
| Comtronics..... | | 3012 |
| Contec..... | | 3014 |
| COX..... | | 3053 |
| Eastern..... | | 3015 |
| GC Electronics..... | | 3007 |

| | | |
|--------------------------|------|----------------|
| GE..... | 3000 | 3001 |
| Gemini..... | | 3016 3017 |
| General Instrument..... | | 3051 |
| General Instruments..... | 3001 | 3048 |
| Hamlin..... | 3018 | 3019 3020 3026 |
| 3033 | 3039 | 3047 |
| Hitachi..... | | 3001 |
| Jerrold..... | 3001 | 3016 3021 3022 |
| 3046 | 3048 | |
| Magnavox..... | | 3023 |
| Memorex..... | | 3024 |
| Motorola..... | 3052 | 3053 3054 |
| Movie Time..... | | 3025 |
| NEC..... | | 3003 |
| NSC..... | | 3025 |
| Oak..... | | 3014 3027 |
| Panasonic..... | | 3042 3045 |
| Philips..... | 3009 | 3010 3011 3013 |
| 3017 | 3023 | 3028 3029 3030 |
| Pioneer..... | | 3031 3032 |
| Proscan..... | | 3000 3001 |
| RCA..... | | 3005 3041 |
| 3043 | 3045 | 3048 |
| Realistic..... | | 3007 |
| Regal..... | 3020 | 3033 3047 |
| Regency..... | | 3015 |
| Rembrandt..... | | 3001 |
| Samsung..... | | 3032 |
| Scientific Atlanta..... | 3004 | 3034 |
| 3035 | 3036 | 3049 |
| Signal..... | | 3016 |
| Signature..... | | 3001 |
| Sony..... | | 3050 |
| Sprucer..... | | 3045 |
| Standard Component..... | | 3037 |
| 3038 | | |
| Starcom..... | | 3016 3046 |
| Stargate..... | | 3016 |
| Starquest..... | | 3016 |
| TIME WARNER..... | | 3055 |
| Tocom..... | | 3002 3021 |
| Tusa..... | | 3016 |
| TV86..... | | 3025 |
| Unika..... | | 3006 3007 |
| United Cable..... | | 3046 |
| Universal..... | 3006 | 3007 3008 |
| View Star..... | 3014 | 3023 3025 |
| Zenith..... | | 3044 |

Satellite – HDTV Tuner

| | | |
|----------------|--|------|
| Panasonic..... | | 4054 |
|----------------|--|------|

Satellite – Satellite-DVR

| | | |
|-------------------|------|---------------------|
| DIRECTV..... | 4058 | 4059 4060 4062 4063 |
| DISH Network..... | | 4061 |
| Hughes..... | | 4058 |

| | |
|---------------|----------------|
| Philips | 4058 4063 |
| RCA | 4058 4059 |
| Samsung | 4058 |
| Sony | 4060 4062 |
| Tivo | 4058 4060 4063 |
| Zenith | 4064 |

Satellite – Satellite Receiver

| | |
|------------------------------------|--------------------------|
| Alphastar | 4023 |
| Chaparral | 4002 4003 |
| DIRECTV | |
| 4035 4036 4038 4039 4043 4044 4045 | |
| 4049 4050 4051 4052 4056 4058 4069 | |
| 4070 4071 | |
| DISH Network..... | 4000 4066 |
| 4067 4068 | |
| Dishnet..... | 4022 |
| Drake..... | 4004 4005 |
| Echostar..... | 4030 |
| GE..... | 4001 4016 4033 4034 |
| 4056 4065 | |
| General Instruments | 4006 |
| 4007 4008 | |
| Hitachi | 4026 4027 |
| Hughes..... | 4036 4069 |
| Hughes Network..... | 4069 |
| Hughes Network Systems | 4031 |
| 4069 | |
| Humax..... | 4071 |
| JVC | 4025 |
| Mitsubishi | 4043 4045 |
| Panasonic | 4019 4049 4052 |
| Philips | 4028 4039 4057 |
| Pioneer..... | 4053 |
| Primestar..... | 4020 |
| Proscan..... | 4001 4016 |
| 4033 4034 4065 | |
| RCA | 4001 4016 4024 4033 4034 |
| 4040 4055 4065 4070 | |
| Realistic | 4009 |
| Samsung..... | 4044 4046 |
| Sony..... | 4017 4035 |
| 4037 4038 4042 4071 | |
| STS..... | 4032 |
| STS1..... | 4010 |
| STS3..... | 4012 |
| STS4..... | 4013 |
| Toshiba | 4014 4018 4050 |
| Uniden..... | 4015 4029 |
| Zenith..... | 4051 |

Satellite - Satellite Receiver/Recorder

| | |
|---------------|------|
| Philips | 4048 |
| RCA | 4041 |
| Sony..... | 4047 |

Audio - Amplifier

| | |
|---------------------|---------------------|
| Aiwa | 5037 5054 |
| Carver | 5036 |
| Citizen | 5060 |
| Denon..... | 5048 |
| Fisher | 5036 |
| GE..... | 5062 |
| Goldstar..... | 5050 5055 |
| Harmon/Kardon | 5047 |
| Hitachi | 5068 |
| JVC | 5052 5058 |
| Kenwood | 5049 5056 |
| Magnavox..... | 5069 |
| Marantz | 5034 |
| Nakamichi..... | 5046 |
| NEC..... | 5067 |
| Onkyo..... | 5039 5040 5051 |
| Optimus..... | 5042 |
| Panasonic..... | 5035 |
| Pioneer..... | 5043 5044 5057 5070 |
| Proton..... | 5069 |
| Quasar | 5035 |
| RCA..... | 5059 |
| Sharp..... | 5063 5064 5065 5066 |
| Sherwood | 5045 |
| Sony..... | 5054 |
| Teac | 5053 |
| Technic..... | 5035 |
| Technics..... | 5035 |
| Toshiba | 5061 |
| Victor..... | 5058 |
| Yamaha..... | 5041 |

Audio - DVR

| | |
|-------------|------|
| RePlay..... | 5062 |
|-------------|------|

Audio - Home Theater

| | |
|----------------|-----------|
| BOSE | 5071 |
| JBL..... | 5072 |
| Koss..... | 5074 |
| Onkyo..... | 5075 |
| Philips..... | 5077 |
| Pioneer..... | 5078 |
| RCA..... | 5079 |
| Sony..... | 5080 5081 |
| Venturer | 5082 |

Audio - Receiver/Tuner

| | |
|---------------------|---------------------|
| Aiwa | 5000 5001 5002 5004 |
| 5005 5006 | |
| BOSE | 5007 5071 |
| Carver | 5000 |
| Denon..... | 5008 |
| Harman Kardon | 5000 5009 |
| JBL..... | 5009 |

JVC5010
Kenwood5011 5012
Linn5000
Maganvox.....5000
Marantz5000
Onkyo.....5018
Philips5000
Pioneer.....5021 5022
RCA 5024 5025 5026
Sansui5000

Sherwood 5027
Sony..... 5017 5028 5029 5030
5031 5032 5033 5080 5081
Technics..... 5016
Wards.....5000 5021
Yamaha..... 5003 5014 5015 5021

Audio - Tuner/CD Combo

BOSE 5007

Free Manuals Download Website

<http://myh66.com>

<http://usermanuals.us>

<http://www.somanuals.com>

<http://www.4manuals.cc>

<http://www.manual-lib.com>

<http://www.404manual.com>

<http://www.luxmanual.com>

<http://aubethermostatmanual.com>

Golf course search by state

<http://golfingnear.com>

Email search by domain

<http://emailbydomain.com>

Auto manuals search

<http://auto.somanuals.com>

TV manuals search

<http://tv.somanuals.com>