



Quick Installation Guide



TBW-101UB
TBW-102UB

Table of Contents

| | |
|--------------------------------------|---|
| English | 1 |
| 1. Before You Start | 1 |
| 2. How to Install | 2 |
| 3. Using the Bluetooth Adapter | 4 |
| Troubleshooting | 5 |

1. Before You Start




Package Content

- TBW-101UB/TBW-102UB
- Utility CD-ROM
- Quick Installation Guide
- USB Cable

System Requirements

1. Windows 98SE, ME, 2000 or XP installed
2. One USB 1.1 port available
3. A CD-ROM Drive

Notebook with Bluetooth USB Adapter (TBW-101UB/TBW-102UB)



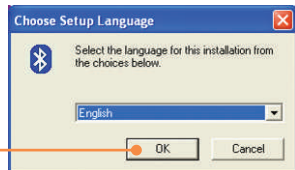
2. How to Install

Note: Do not connect the Bluetooth USB Adapter to your computer until you have finished installing the Utility and Driver.

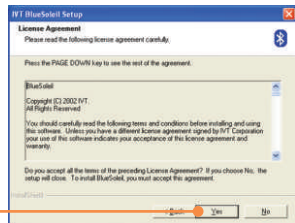
1. Insert the Utility CD-ROM into your CD-ROM Drive.



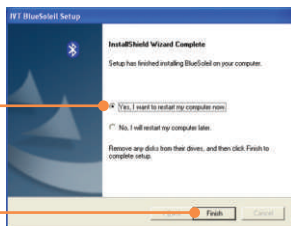
2. Select the language for this installation and click **OK**.



3. Click **Next** and Click **Yes**.



4. Click **Next** and select **Yes, I want to restart my computer**. Click **Finish**.



5. Insert the USB adapter into a USB port.

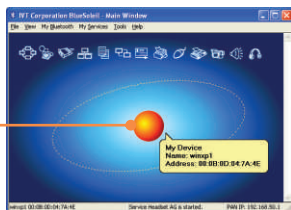


3. Using the Bluetooth Adapter

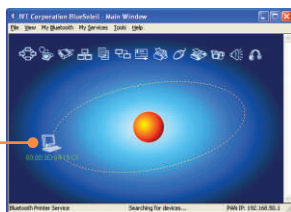
1. Double-click the bluetooth icon on your system tray.



2. Click the orange ball to search for Bluetooth devices.



3. Double-click the Bluetooth enabled device. All available Bluetooth services are highlighted in yellow for your convenience. Double-click the Bluetooth service you want to enable.



Your installation is now complete.

Note: For more detail on advanced features, please consult the User's Guide.

Q1: If the Device Status indicates that the Bluetooth USB Adapter is not working properly, what should I do?

A1: Uninstall **Air2U Bluetooth Device** in **Device Manager**, and reinstall the Bluetooth utility.

Q2: How do I set up connections between Bluetooth devices?

A2: Refer to the User's Guide on the included CD-ROM or to TRENDnet's website for additional information.

Q3: How do I transfer files between my PC and my Cell Phone?

A3: You need to verify that your Cell Phone is "Bluetooth enhanced" and that the software for your phone allows file-transfers. If this is the case, refer to the User's Guide on the included CD-ROM or to TRENDnet's website for additional information.

Q4: What folder do I use to share files between Bluetooth devices?

A4: Double-click **My Documents**, double-click **Bluetooth**, and double-click **share**. All files located in the **share** folder can be transferred to other Bluetooth enabled devices.

Q5: I clicked the orange globe in the Bluetooth utility, but I still could not locate a Bluetooth device.

A5: Make sure that your Bluetooth devices are enabled, and that the TBW-101UB/TBW-102UB is connected to your computer. Then reboot all Bluetooth enabled devices and click the orange globe in the Bluetooth utility.

Q6: I cannot pair two Bluetooth enabled computers after typing a password. What do I do?

A6: Try using a simpler password with 3 characters such as 123, and see if you are able to connect to another Bluetooth enabled computer.

If you still encounter problems, please refer to the User's Guide CD-ROM or contact technical support.

Certifications

This equipment has been tested and found to comply with FCC and CE Rules. Operation is subject to the following two conditions:

- (1) This device may not cause harmful interference.
- (2) This device must accept any interference received.
Including interference that may cause undesired operation.



Waste electrical and electronic products must not be disposed of with household waste. Please recycle where facilities exist. Check with you Local Authority or Retailer for recycling advice.



NOTE: THE MANUFACTURER IS NOT RESPONSIBLE FOR ANY RADIO OR TV INTERFERENCE CAUSED BY UNAUTHORIZED MODIFICATIONS TO THIS EQUIPMENT. SUCH MODIFICATIONS COULD VOID THE USER'S AUTHORITY TO OPERATE THE EQUIPMENT.



TRENDnet Technical Support

US • Canada

Toll Free Telephone: 1(866) 845-3673

24/7 Tech Support



Europe (Germany • France • Italy • Spain • Switzerland • UK)

Toll Free Telephone: +00800 60 76 76 6

Worldwide

Telephone: +(31) (0) 20 504 05 35

English/Espanol - 24/7

Francais/Deutsch - 11am-8pm, Monday - Friday MET

Product Warranty Registration

Please take a moment to register your product online.

Go to TRENDnet's website at <http://www.trendnet.com>

TRENDnet
3135 Kashiwa Street
Torrance, CA 90505
USA

Free Manuals Download Website

<http://myh66.com>

<http://usermanuals.us>

<http://www.somanuals.com>

<http://www.4manuals.cc>

<http://www.manual-lib.com>

<http://www.404manual.com>

<http://www.luxmanual.com>

<http://aubethermostatmanual.com>

Golf course search by state

<http://golfingnear.com>

Email search by domain

<http://emailbydomain.com>

Auto manuals search

<http://auto.somanuals.com>

TV manuals search

<http://tv.somanuals.com>