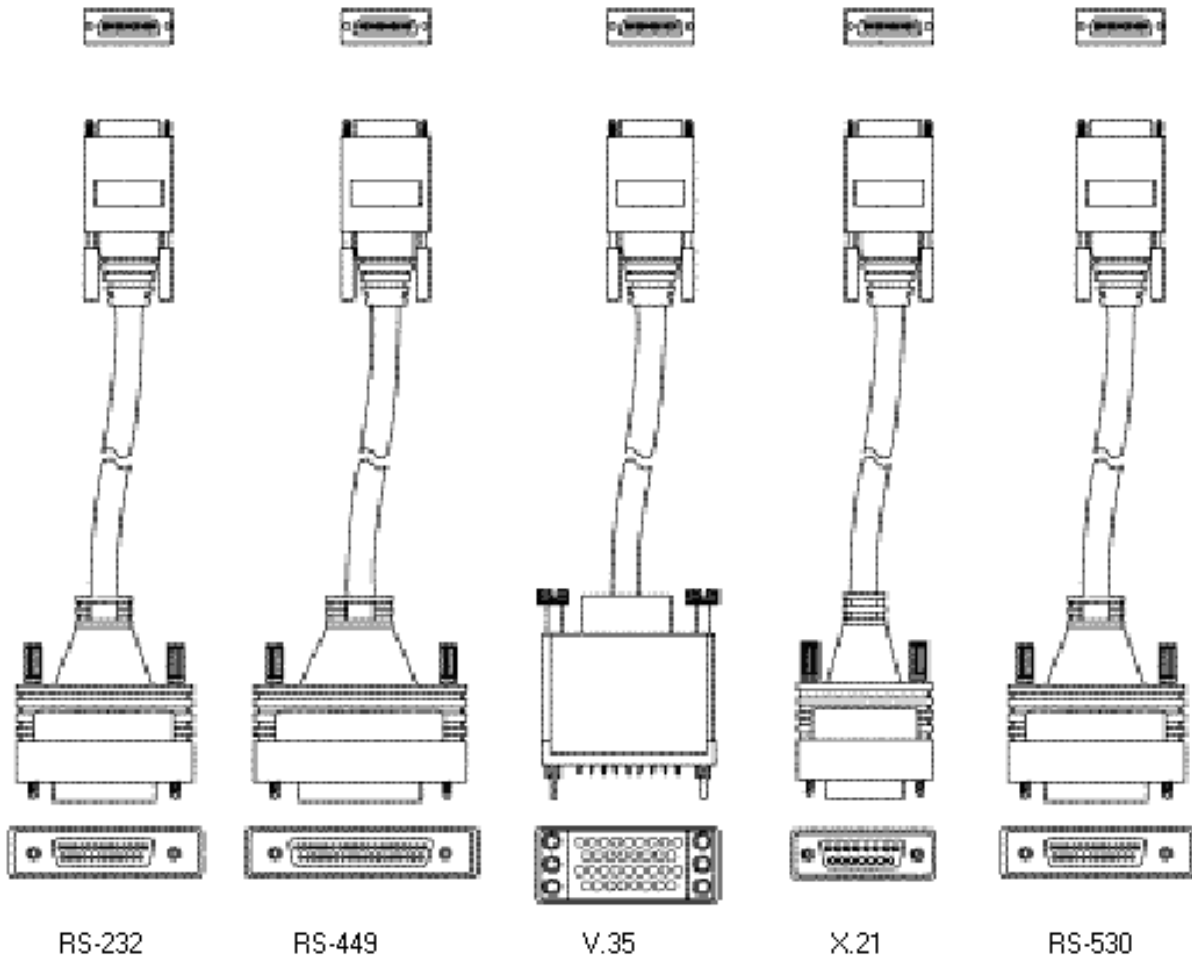



High Speed Serial Converter (CPSVT26xx) Cable Pin-out Specifications



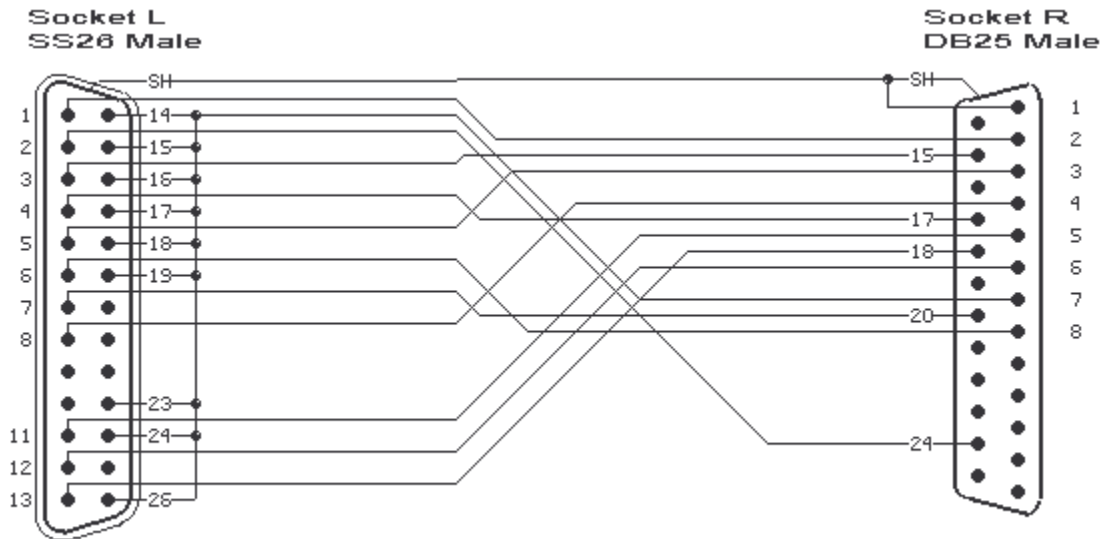
High Speed Serial Connectors

Serial Cable Requirements (RS-232, V.35, RS-530, RS-449, X.21)

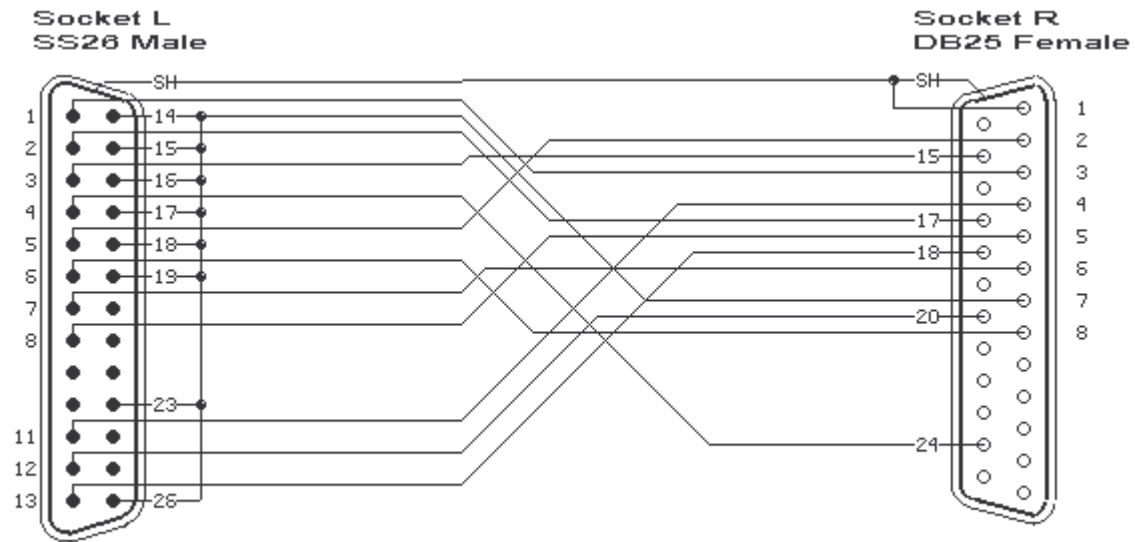
- 28 AWG, 120 Ohm, copper twisted pair cable with maximum capacitance of 12 pf/foot
- Nominal DC resistance (each conductor): 65.0 ohms per 1000 feet.
- Shield type: Aluminum Foil-Polyester Tape/Braid Shield with drain wire.
- Standard Cable length three meters (10 Ft).
- Approval: Underwriters Laboratories (UL).
- Cables are to be labeled with Transition Networks Part number.



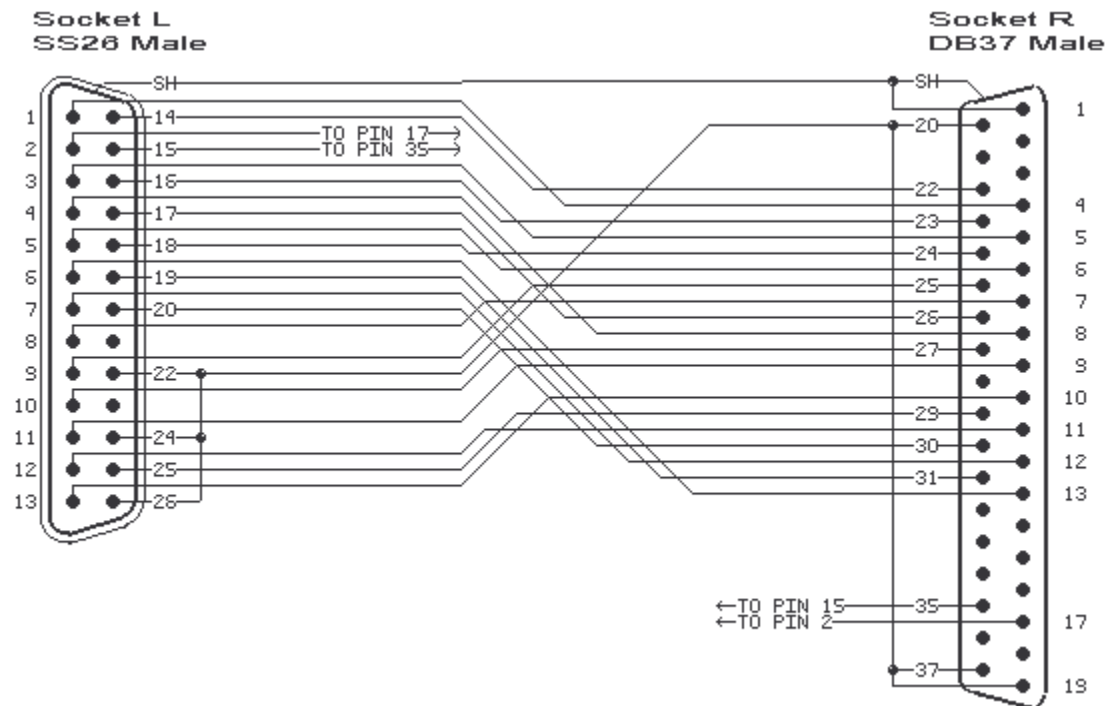
Transition Part Number 232DTE-3					
RS-232 DTE High Speed Serial Cable Pin-out (CAB-SS-232MT)					
26-Pin	Signal Name	Note	Direction	DB-25 Pin	Signal Name
Drain wire Shell	Shield		—	Shell/cover J2-01	Shield_GND
J1-23 J1-24 J1-18 J1-14 J1-19 J1-16 J1-15 J1-17 J1-26	MODE_0 MODE_DCE GND GND GND GND GND GND GND	All Pins listed connect to J1-26 GND		J2-07	GND
J1-05	RXD/TXD+		←	J2-03	RXD
J1-01	TXD/RXD+		→	J2-02	TXD
J1-11 J1-12	CTS/RTS+ DSR/DTR+		← ←	J2-05 J2-06	CTS DSR
J1-08 J1-07	RTS/CTS DTR/DSR+		→ →	J2-04 J2-20	RTS DTR
J1-06	DCD/DCD+		←	J2-08	DCD
J1-03	TXC/TXC+		←	J2-15	TXC
J1-02	TXCE/RXC+		→	J2-24	TXCE
J1-13	LL/LL+		→	J2-18	LTST
J1-04	RXC/TXCE+		←	J2-17	RXC



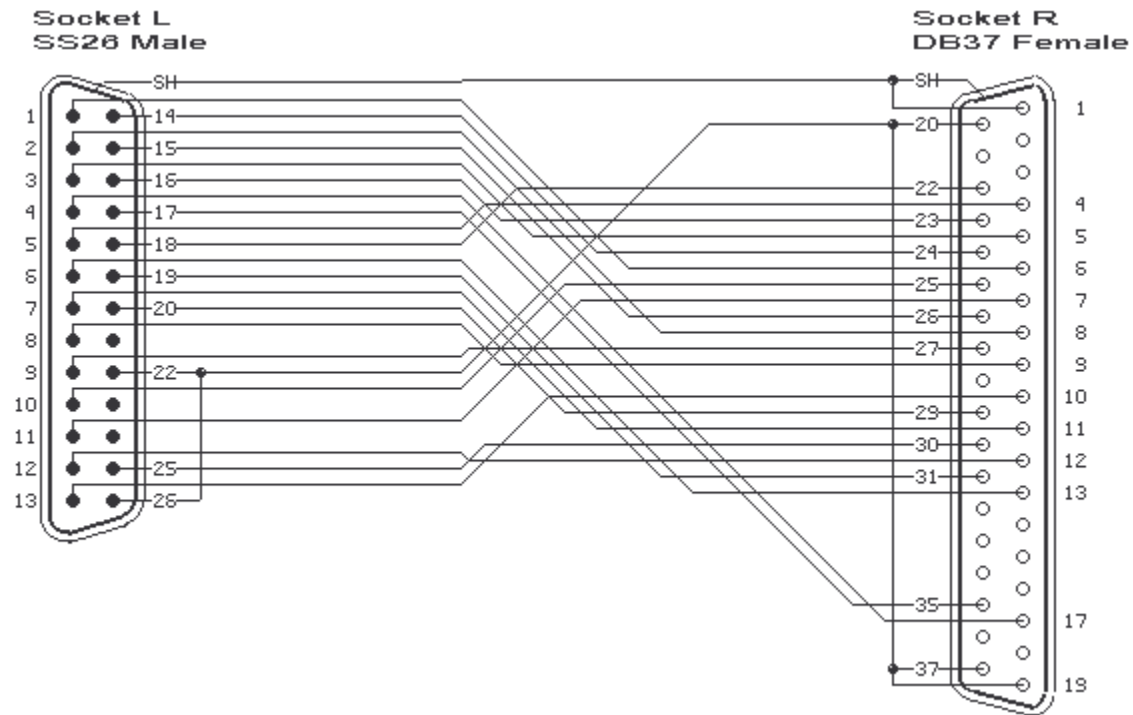
Transition Part Number 232DCE-3					
RS-232 DCE High Speed Serial Cable Pin-out (CAB-SS-232FC)					
26-Pin	Signal Name	Note	Direction	DB-25 Pin	Signal Name
Drain wire Shell	Shield		—	Shell/cover J2-01	Shield_GND
J1-23 J1-18 J1-14 J1-19 J1-16 J1-15 J1-17 J1-26	MODE_0 GND GND GND GND GND GND GND	All Pins listed connect to J1-26 GND		J2-07	GND
J1-05	RXD/TXD+		<—	J2-02	TXD
J1-01	TXD/RXD+		—>	J2-03	RXD
J1-11 J1-12	CTS/RTS+ DSR/DTR+		<— <—	J2-04 J2-20	RTS DTR
J1-08 J1-07	RTS/CTS DTR/DSR+		—> —>	J2-05 J2-06	CTS DSR
J1-06	DCD/DCD+		—>	J2-08	DCD
J1-03	TXC/TXC+		—>	J2-15	TXC
J1-02	TXCE/RXC+		—>	J2-17	RXC
J1-13	LL/LL+		<—	J2-18	LTST
J1-04	RXC/TXCE+		<—	J2-24	TXCE



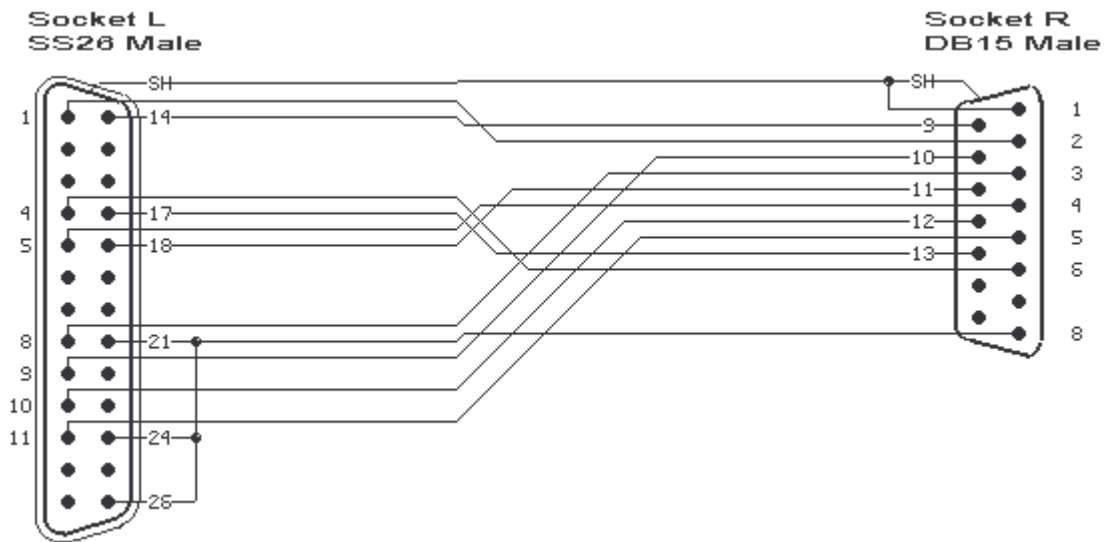
Transition Part Number 449DTE-3					
RS-449 DTE High Speed Serial Cable Pin-out (CAB-SS-449MT)					
26-Pin	Signal Name	Note	Direction	DB-37 Pin	Signal Name
Drain wire Shell	Shield		—	Shell/cover J2-01	Shield_GND
J1-22 J1-24 J1-26	MODE_I MODE_DCE GND	All Pins listed connect to J1-26 GND	— —	J2-19 J2-20 J2-37	SG RC SC
J1-01 J1-14	TXD/RXD+ TXD/RXD-	Twisted pair	→ →	J2-04 J2-22	SD+ SD-
J1-03 J1-16	TXC/TXC+ TXC/TXC-	Twisted pair	← ←	J2-05 J2-23	ST+ ST-
J1-05 J1-18	RXD/TXD+ RXD/TXD-	Twisted pair	← ←	J2-06 J2-24	RD+ RD-
J1-08 J1-09	RTS/CTS RTS/CTS-	Twisted pair	→ →	J2-07 J2-25	RS+ RS-
J1-04 J1-17	RXC/TXCE+ RXC/TXCE-	Twisted pair	← ←	J2-08 J2-26	RT+ RT-
J1-11 J1-10	CTS/RTS+ CTS/RTS-	Twisted pair	← ←	J2-09 J2-27	CS+ CS-
J1-13	LL/LL+		→	J2-10	LL
J1-12 J1-25	DTR/DSR+ DTR/DSR-	Twisted pair	← ←	J2-11 J2-29	DM+ DM-
J1-07 J1-20	DTR/DSR+ DTR/DSR-	Twisted pair	→ →	J2-12 J2-30	TR+ TR-
J1-02 J1-15	TXCE/RXC+ TXCE/RXC-	Twisted pair	→ →	J2-17 J2-35	TT+ TT-
J1-06 J1-19	DCD/DCD+ DCD/DCD-	Twisted pair	← ←	J2-13 J2-31	RR+ RR-



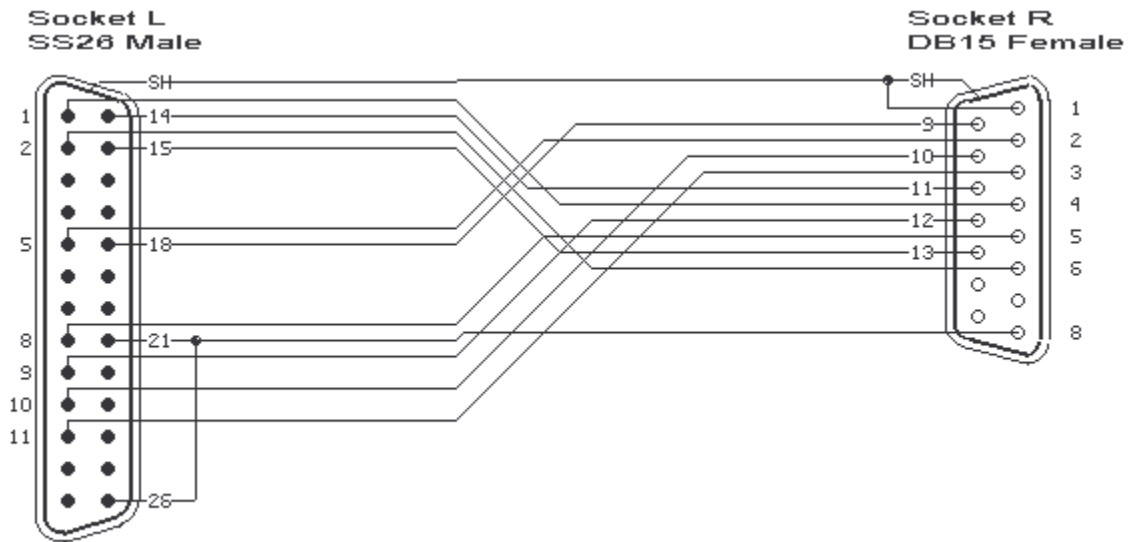
Transition Part Number 449DCE-3					
RS-449 DCE High Speed Serial Cable Pin-out (CAB-SS-449FC)					
26-Pin	Signal Name	Note	Direction	DB-37 Pin	Signal Name
Drain wire Shell	Shield		—	Shell/cover J2-01	Shield_GND
J1-22 J1-26	MODE_I GND	All Pins listed connect to J1-26 GND	— —	J2-19 J2-20 J2-37	SG RC SC
J1-05 J1-18	RXD/TXD+ RXD/TXD-	Twisted pair	←— ←—	J2-04 J2-22	SD+ SD-
J1-03 J1-16	TXC/TXC+ TXC/TXC-	Twisted pair	→— →—	J2-05 J2-23	ST+ ST-
J1-01 J1-14	TXD/RXD+ TXD/RXD-	Twisted pair	→— →—	J2-06 J2-24	RD+ RD-
J1-11 J1-10	CTS/RTS+ CTS/RTS-	Twisted pair	←— ←—	J2-07 J2-25	RS+ RS-
J1-02 J1-15	TXCE/RXC+ TXCE/RXC-	Twisted pair	→— →—	J2-08 J2-26	RT+ RT-
J1-08 J1-09	RTS/CTS RTS/CTS-	Twisted pair	→— →—	J2-09 J2-27	CS+ CS-
J1-06 J1-19	DCD/DCD+ DCD/DCD-	Twisted pair	→— →—	J2-13 J2-31	RR+ RR-
J1-07 J1-20	DTR/DSR+ DTR/DSR-	Twisted pair	→— →—	J2-11 J2-29	DM+ DM-
J1-12 J1-25	DTR/DSR+ DTR/DSR-	Twisted pair	←— ←—	J2-12 J2-30	TR+ TR-
J1-13	LL/LL+		→—	J2-10	LL
J1-04 J1-17	RXC/TXCE+ RXC/TXCE-	Twisted pair	←— ←—	J2-17 J2-35	TT+ TT-



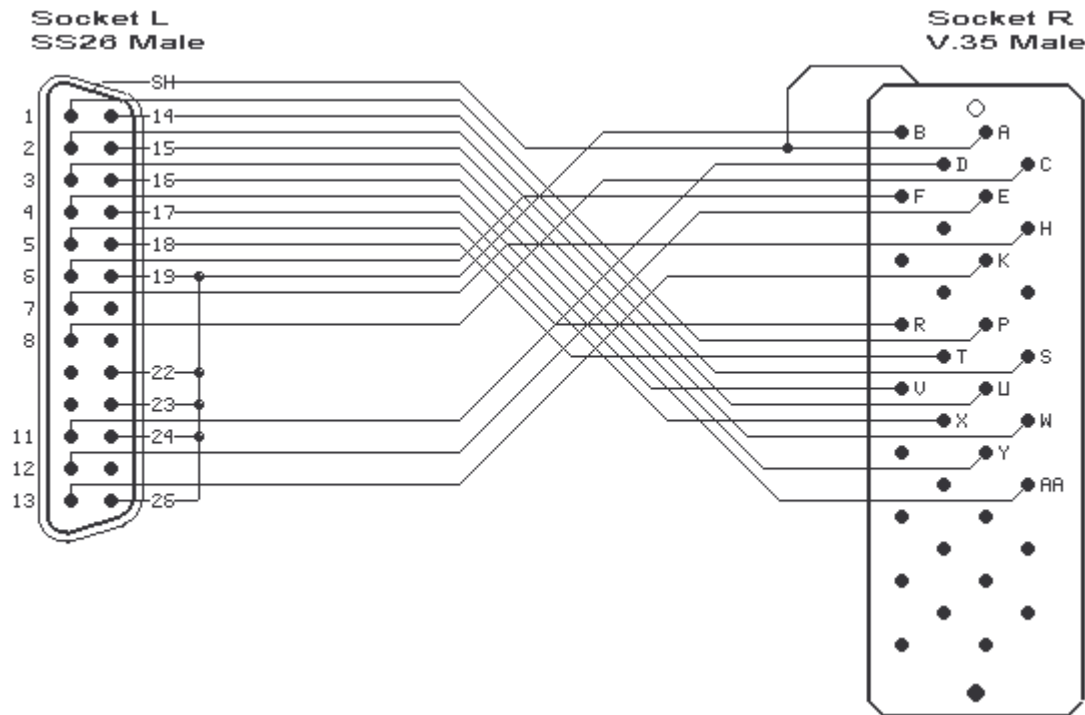
Transition Part Number 21DTE-3					
X.21 DTE High Speed Serial Cable Pin-out (CAB-SS-21MT)					
26-Pin	Signal Name	Note	Direction	DB-15 Pin	Signal Name
Drain wire Shell	Shield		—	Shell/cover J2-01	Shield_GND
J1-21 J1-24 J1-26	MODE_2 MODE_DCE GND	All Pins listed connect to J1-26 GND	—	J2-08	CCT GND
J1-05 J1-18	RXD/TXD+ RXD/TXD-	Twisted pair	← ←	J2-04 J2-11	RECEIVE+ RECEIVE-
J1-01 J1-14	TXD/RXD+ TXD/RXD-	Twisted pair	→ →	J2-02 J2-09	TRANSMIT+ TRANSMIT-
J1-11 J1-10	CTS/RTS+ DSR/DTR+	Twisted pair	← ←	J2-05 J2-12	INDICATION+ INDICATION-
J1-08 J1-09	RTS/CTS DTR/DSR+	Twisted pair	→ →	J2-03 J2-10	CONTROL+ CONTROL-
J1-04 J1-17	RXC/TXCE+ RXC/TXCE-	Twisted pair	← ←	J2-06 J2-13	TIMING+ TIMING-



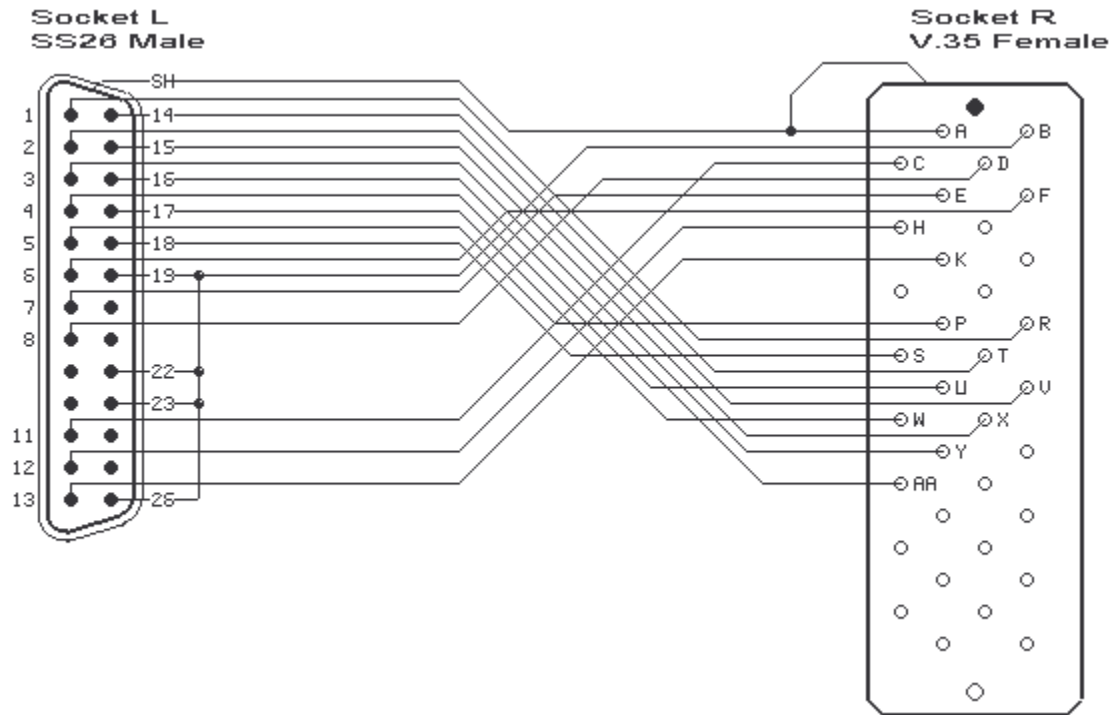
Transition Part Number 21DCE-3					
X.21 DCE High Speed Serial Cable Pin-out (CAB-SS-21FC)					
26-Pin	Signal Name	Note	Direction	DB-15 Pin	Signal Name
Drain wire Shell	Shield		—	Shell/cover J2-01	Shield_GND
J1-21 J1-26	MODE_2 GND	All Pins listed connect to J1-26 GND		J2-08	CCT GND
J1-05 J1-18	RXD/TXD+ RXD/TXD-	Twisted pair	← ←	J2-02 J2-09	TRANSMIT+ TRANSMIT-
J1-01 J1-14	TXD/RXD+ TXD/RXD-	Twisted pair	→ →	J2-04 J2-11	RECEIVE+ RECEIVE-
J1-11 J1-10	CTS/RTS+ DSR/DTR+	Twisted pair	← ←	J2-03 J2-10	CONTROL+ CONTROL-
J1-08 J1-09	RTS/CTS DTR/DSR+	Twisted pair	→ →	J2-05 J2-12	INDICATION+ INDICATION-
J1-02 J1-15	TXCE/RXC+ TXCE/RXC+	Twisted pair	→ →	J2-06 J2-13	TIMING+ TIMING-



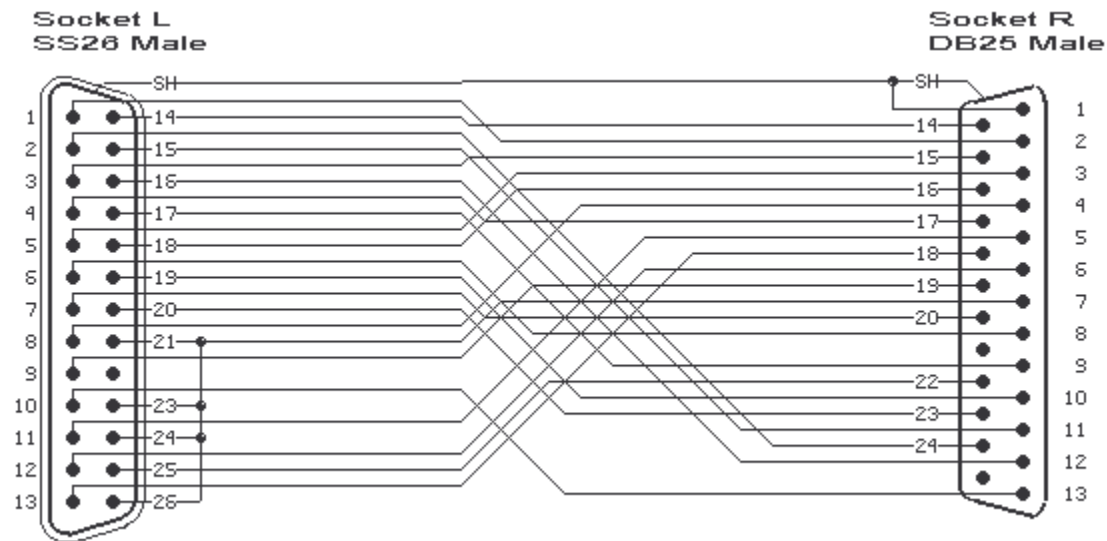
Transition Part Number 35DTE-3					
V.35 DTE High Speed Serial Cable Pin-out (CAB-SS-35MT)					
26-Pin	Signal Name	Note	Direction	V.35 Pin	Signal Name
Drain wire Shell	Shield		—	Shell/cover J2-A	Shield_GND
J1-22 J1-23 J1-24 J1-19 J1-26	MODE_1 MODE_0 MODE_DCE GND GND	All Pins listed connect to J1-26 GND	—	J2-B	GND
J1-06	DCD/DCD+		←	J2-F	RLSD
J1-13	LL/LL+		→	J2-K	LT
J1-05 J1-18	RXD/TXD+ RXD/TXD-	Twisted pair	← ←	J2-R J2-T	RD+ RD-
J1-01 J1-14	TXD/RXD+ TXD/RXD-	Twisted pair	→ →	J2-P J2-S	SD+ SD-
J1-11	CTS/RTS+		←	J2-D	CTS
J1-12	DSR/DTR+		←	J2-E	DSR
J1-08	RTS/CTS		→	J2-C	RTS
J1-07	DTR/DSR+		→	J2-H	DTR
J1-04 J1-17	RXC/TXCE+ RXC/TXCE-	Twisted pair	← ←	J2-V J2-X	SCR+ SCR-
J1-02 J1-15	TCXE/RXC+ TXCE/RXC-	Twisted pair	→ →	J2-U J2-W	SCTE+ SCTE-
J1-03 J1-16	TXC/TXC+ TXC/TXC-	Twisted pair	← ←	J2-Y J2-AA	SCT+ SCT-



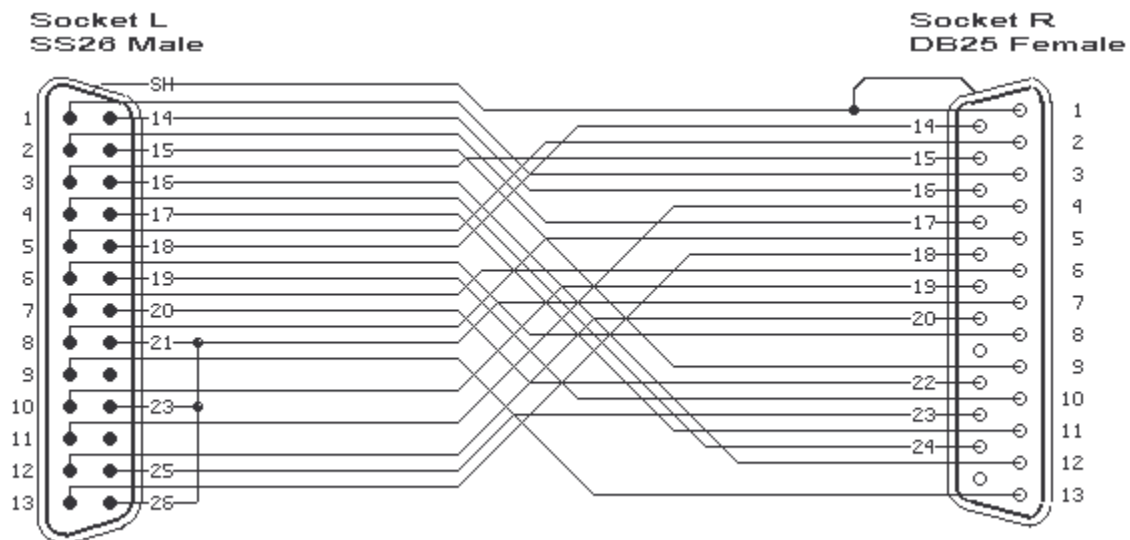
Transition Part Number 35DCE-3					
V.35 DCE High Speed Serial Cable Pin-out (CAB-SS-35FC)					
26-Pin	Signal Name	Note	Direction	V.35 Pin	Signal Name
Drain wire Shell	Shield		—	Shell/cover J2-A	Shield_GND
J1-22 J1-23 J1-19 J1-26	MODE_1 MODE_0 GND GND	All Pins listed connect to J1-26 GND	—	J2-B	GND
J1-06	DCD/DCD+		→	J2-F	RLSD
J1-13	LL/LL+		→	J2-K	LT
J1-05 J1-18	RXD/TXD+ RXD/TXD-	Twisted pair	←	J2-P J2-S	SD+ SD-
J1-01 J1-14	TXD/RXD+ TXD/RXD-	Twisted pair	→	J2-R J2-T	RD+ RD-
J1-11	CTS/RTS+		←	J2-C	RTS
J1-12	DSR/DTR+		←	J2-H	DSR
J1-07	DTR/DSR+		→	J2-E	DSR
J1-08	RTS/CTS		→	J2-D	CTS
J1-04 J1-17	RXC/TXCE+ RXC/TXCE-	Twisted pair	←	J2-U J2-W	SCTE+ SCTE-
J1-02 J1-15	TCXE/RXC+ TXCE/RXC-	Twisted pair	→	J2-V J2-X	SCR+ SCR-
J1-03 J1-16	TXC/TXC+ TXC/TXC-	Twisted pair	→	J2-Y J2-AA	SCT+ SCT-



Transition Part Number 530DTE-3					
RS-530 DTE High Speed Serial Cable Pin-out (CAB-SS-530MT)					
26-Pin	Signal Name	Note	Direction	DB-25 Pin	Signal Name
Drain wire Shell	Shield		—	Shell/cover J2-01	Shield_GND
J1-21 J1-23 J1-24 J1-26	MODE_2 MODE_0 MODE_DCE GND	All Pins listed connect to J1-26 GND	—	J2-07	GND
J1-06 J1-19	DCD/DCD+ DCD/DCD-	Twisted pair	<— <—	J2-08 j2-10	CF(A); DCD+ CF(B); DCD-
J1-13	LL/LL+		—>	J2-18	LL
J1-05 J1-18	RXD/TXD+ RXD/TXD-	Twisted pair	<— <—	J2-03 J2-16	BB(A); RXD+ BB(B); RXD-
J1-01 J1-14	TXD/RXD+ TXD/RXD-	Twisted pair	—> —>	J2-02 J2-14	BA(A); TXD+ BA(B); TXD-
J1-11 J1-10	CTS/RTS+ DSR/RTS-	Twisted pair	<— <—	J2-05 J2-13	CB(A); CTS+ CB(B); CTS-
J1-03 J1-16	TXC/TXC+ TXC/TXC-	Twisted pair	<— <—	J2-15 J2-12	DB(A); TXC+ DB(B); TXC-
J1-12 J1-25	DSR/DTR+ DSR/DTR-	Twisted pair	<— <—	J2-06 J2-22	CC(A); DSR+ CC(B); DSR-
J1-08 J1-09	RTS/CTS RTS/CTS-	Twisted pair	—> —>	J2-04 J2-19	CA(A); RTS+ CA(B); RTS-
J1-04 J1-17	RXC/TXCE+ RXC/TXCE-	Twisted pair	<— <—	J2-17 J2-09	DD(A); RXC+ DD(B); RXC-
J1-02 J1-15	TCXE/RXC+ TXCE/RXC-	Twisted pair	—> —>	J2-24 J2-11	DB(A); TXCE+ DB(B); TXCE-
J1-07 J1-20	DTR/DSR+ DTR/DSR-	Twisted pair	—> —>	J2-20 J2-23	CD(A); DTR+ CD(B); DTR-



Transition Part Number 530DCE-3					
RS-530 DCE High Speed Serial Cable Pin-out (CAB-SS-530FC)					
26-Pin	Signal Name	Note	Direction	DB-25 Pin	Signal Name
Drain wire Shell	Shield		—	Shell/cover J2-01	Shield_GND
J1-21 J1-23 J1-26	MODE_2 MODE_0 GND	All Pins listed connect to J1-26 GND	—	J2-07	GND
J1-06 J1-19	DCD/DCD+ DCD/DCD-	Twisted pair	→ →	J2-08 j2-10	CF(A); DCD+ CF(B); DCD-
J1-13	LL/LL+		←	J2-18	LL
J1-05 J1-18	RXD/TXD+ RXD/TXD-	Twisted pair	← ←	J2-02 J2-14	BA(A); TXD+ BA(B); TXD-
J1-01 J1-14	TXD/RXD+ TXD/RXD-	Twisted pair	→ →	J2-03 J2-16	BB(A); RXD+ BB(B); RXD-
J1-11 J1-10	CTS/RTS+ CTS/RTS-	Twisted pair	← ←	J2-04 J2-19	CA(A); RTS+ CA(B); RTS-
J1-03 J1-16	TXC/TXC+ TXC/TXC-	Twisted pair	→ →	J2-15 J2-12	DB(A); TXC+ DB(B); TXC-
J1-12 J1-25	DSR/DTR+ DSR/DTR-	Twisted pair	← ←	J2-20 J2-23	CD(A); DTR+ CD(B); DTR-
J1-08 J1-09	RTS/CTS RTS/CTS-	Twisted pair	→ →	J2-05 J2-13	CB(A); CTS+ CB(B); CTS-
J1-04 J1-17	RXC/TXCE+ RXC/TXCE-	Twisted pair	← ←	J2-24 J2-11	DB(A); TXCE+ DB(B); TXCE-
J1-02 J1-15	TCXE/RXC+ TXCE/RXC-	Twisted pair	→ →	J2-17 J2-09	DD(A); RXC+ DD(B); RXC-
J1-07 J1-20	DTR/DSR+ DTR/DSR-	Twisted pair	→ →	J2-06 J2-22	CC(A); DSR+ CC(B); DSR-



Transition Part Number HSHS-3					
Back-to-Back High Speed Serial Cable Pin-out					
Reports V.35 MT			Reports V.35 FC		
26-Pin	Signal Name	Note	Direction	26-Pin	Signal Name
Drain wire Shell	Shield		—	Shell/cover Shield	Shield
J1-22 J1-23 J1-24 J1-19 J1-26	MODE_1 MODE_0 MODE_DCE GND GND	All Pins listed connect to J1-26 and J2-26 GND	—	J2-22 J2-23 J2-19 J2-26	MODE_1 MODE_0 GND GND
J1-06	DCD/DCD+		←—	J2-06	DCD/DCD+
J1-13	LL/LL+		—>	J2-13	LL/LL+
J1-05 J1-18	RXD/TXD+ RXD/TXD-	Twisted pair	←— ←—	J2-01 J2-14	TXD/RXD+ TXD/RXD-
J1-01 J1-14	TXD/RXD+ TXD/RXD-	Twisted pair	—> —>	J2-05 J2-18	RXD/TXD+ RXD/TXD-
J1-11 J1-12	CTS/RTS+ DSR/DTR+	Twisted pair	←— ←—	J2-08 J2-07	RTS/CTS DTR/DSR+
J1-08 J1-07	RTS/CTS DTR/DSR+	Twisted pair	—> —>	J2-11 J2-12	CTS/RTS+ DSR/DTR+
J1-04 J1-17	RXC/TXCE+ RXC/TXCE-	Twisted pair	←— ←—	J2-02 J2-15	TXCE/RXC+ TXCE/RXC-
J1-02 J1-15	TXCE/RXC+ TXCE/RXC-	Twisted pair	—> —>	J2-04 J2-17	RXC/TXCE+ RXC/TXCE-
J1-03 J1-16	TXC/TXC+ TXC/TXC-	Twisted pair	←— ←—	J2-03 J2-16	TXC/TXC+ TXC/TXC-

Transition Part Number HSCO-3					
60 Pin Cisco High Speed Serial Cable Pin-out					
Reports V.35 MT					
26-Pin	Signal Name	Note	Direction	60-Pin	Signal Name
Drain wire	Shield		—	Shell/cover	Shield
J1-22	MODE_1	All Pins listed connect to J1-26 GND	—	J2-51	GND
J1-23	MODE_0				
J1-24	MODE_DCE				
J1-19	GND				
J1-26	GND				
J1-06	DCD/DCD+		←	J2-44	DCD
J1-13	LL/LL+		→	J2-33	LL
J1-05	RXD/TXD+	Twisted pair	←	J2-18	RD+
J1-18	RXD/TXD-		←	J2-17	RD-
J1-01	TXD/RXD+	Twisted pair	→	J2-28	SD+
J1-14	TXD/RXD-		→	J2-27	SD-
J1-11	CTS/RTS+		←	J2-42	CTS
J1-12	DSR/DTR+		←	J2-43	DSR
J1-08	RTS/CTS		→	J2-35	RTS
J1-07	DTR/DSR+		→	J2-34	DTR
J1-04	RXC/TXCE+	Twisted pair	←	J2-22	RXC+
J1-17	RXC/TXCE-		←	J2-21	RXC-
J1-02	TCXE/RXC+	Twisted pair	→	J2-26	TXCE+
J1-15	TXCE/RXC-		→	J2-25	TXCE-
J1-03	TXC/TXC+	Twisted pair	←	J2-20	TXC+
J1-16	TXC/TXC-		←	J2-19	TXC-

Free Manuals Download Website

<http://myh66.com>

<http://usermanuals.us>

<http://www.somanuals.com>

<http://www.4manuals.cc>

<http://www.manual-lib.com>

<http://www.404manual.com>

<http://www.luxmanual.com>

<http://aubethermostatmanual.com>

Golf course search by state

<http://golfingnear.com>

Email search by domain

<http://emailbydomain.com>

Auto manuals search

<http://auto.somanuals.com>

TV manuals search

<http://tv.somanuals.com>