
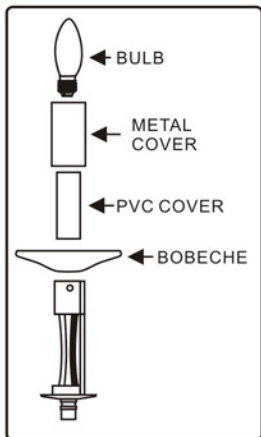
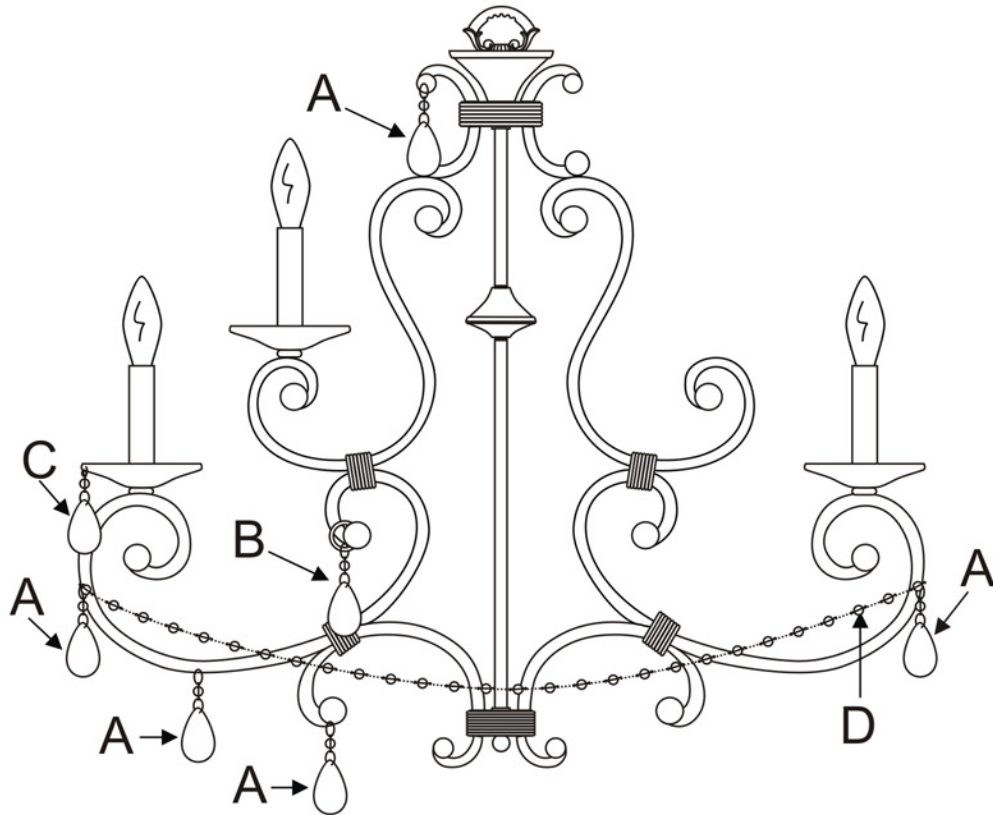


MODEL#:33194 ASSEMBLY AND DRESSING INSTRUCTIONS





- A =  (10mm+50mm) * 24sets
- B =  (40mm Ring+10mm+50mm) * 6sets
- C =  (10mm+50mm) * 36sets
- D =  (10mmx28pcs) * 6sets

ITEM NUMBER:# 33194 INSTRUCTIONS



All electrical components must be installed by a licensed electrician in accordance with the National Electric Code and the appropriate local electrical codes.



TI-33194 - 2008/3/10



Free Manuals Download Website

<http://myh66.com>

<http://usermanuals.us>

<http://www.somanuals.com>

<http://www.4manuals.cc>

<http://www.manual-lib.com>

<http://www.404manual.com>

<http://www.luxmanual.com>

<http://aubethermostatmanual.com>

Golf course search by state

<http://golfingnear.com>

Email search by domain

<http://emailbydomain.com>

Auto manuals search

<http://auto.somanuals.com>

TV manuals search

<http://tv.somanuals.com>