

AIR BOSS® DC CYCLONE



Dust Collection Systems



TRION®
air purification systems

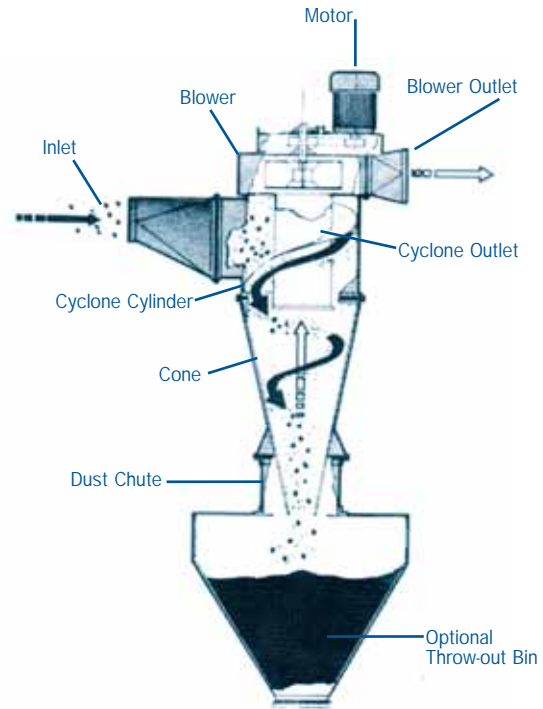
AIR BOSS® DC CYCLONE



THE POWER IN DUST CONTROL

The Air Boss® Cyclone Separators are among the most efficient and cost-effective dust collectors available. Air Boss Cyclones are offered in capacities from 800 CFM to 13,000 CFM and efficiently remove moderate to large-sized particles from the airstream. Fans are self-cleaning, material handling, radial blades designed to deliver peak airflow, and the low horsepower conserves energy.

The centrifugal action of the Cyclone, created by rapid rotation of the high velocity air stream, forcibly precipitates the dust out through the bottom of the Cyclone and into a collection drum or hopper for the specific application. Standard dust storage capacities vary from 7.5 cu. ft. to 110 cu. ft., with special hopper configurations available. All models can be housed indoors or outdoors.



OPTIONS

- Afterfilter assemblies
- Access doors
- Sprinkler heads
- Increased hopper clearance
- Explosion venting
- Non-sparking aluminum fan wheels
- Rotary air locks
- Silencers

COMMON APPLICATIONS

- Woodworking
- Buffing and polishing
- Powders (material handling)
- Rubber grinding
- Abrasive cutting
- Metal grinding
- Pre-cleaning (cartridge/baghouses)

FEATURES

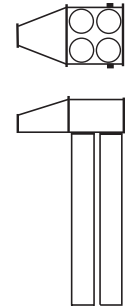
BENEFITS

FEATURES	BENEFITS
Heavy-duty construction	Long collector life
Tapered Cone design	<ul style="list-style-type: none"> • High constant efficiency for large particulates • Provides a cleaner work environment
No internal moving parts	Reduced maintenance
Various sizes and configurations	Wide range of capacities to meet application requirements
Radial blade material handling fan	Delivers peak airflow with the lowest horsepower
Small footprint	Saves valuable floor space

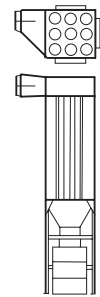
Cyclone & Afterfilter Specifications

DCC UNIT SPECIFICATIONS

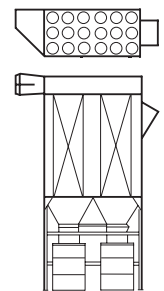
Trion Model	CFM	STD Inlet	STD Outlet	Motor TEFC (HP)
DCC-162	800-1,200	6"	8"	2
DCC-203	1,250-2,000	8"	10"	3
DCC-205	1,500-2,250	8"	10"	5
DCC-247	2,000-3,500	12"	14"	7.5
DCC-2410	2,500-4,000	12"	14"	10
DCC-3010	3,000-4,500	12"	14"	10
DCC-3015	4,000-5,500	12"	14"	15
DCC-3620	4,500-7,000	14"	16"	20
DCC-3625	4,500-7,500	14"	16"	25
DCC-4030	5,000-8,000	16"	18"	30
DCC-4040	5,000-9,000	16"	18"	40
DCC-4440	8,000-11,500	18"	20"	40
DCC-4450	8,000-13,000	18"	20"	50



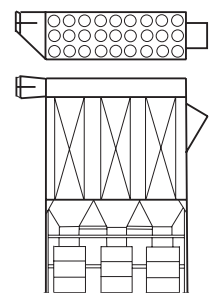
MODEL DCC-AF4



MODEL DCC-AF-9E



MODEL DCC-AF-18W



MODEL DCC-AF-27W

AFTERFILTER SPECIFICATIONS

Standard felt polyester afterfilters can be direct-mounted to the Cyclone or remotely installed with connecting ductwork. Filters are connected to plenum with hose clamps. Other media filters are available, as well as optional foam-lined inlet plenums for sound attenuation.

Afterfilter Model	Length	Width	No. of Filters	Filter Length	Filter Area (sq. ft.)	Used With Cyclone Models
DCC-AF4	56"	34"	4	72"	72	DCC-162, -203,-205
DCC-AF6	69"	34"	6	72"	108	DCC-247,-2410
DCC-AF9	80"	47"	9	72"	162	DCC-247, -2410
DCC-AF12	93"	47"	12	72"	218	DCC-3010, -3015
DCC-AF18	130"	47"	18	72"	324	DCC-3620, -3625
DCC-AF24	156"	47"	24	72"	432	DCC-4030, -4040
DCC-AF27	178"	47"	27	72"	486	DCC-4030, -4040, -4440, -4450
DCC-AF36	229"	47"	36	72"	648	DCC-4440, -4450

AFTERFILTER E-W SPECIFICATIONS

Housed felt polyester assembled afterfilter is connected to the Cyclone with ductwork. Other media filters are available. Standard options are weather enclosures, sprinkler heads and foam-lined inlet plenums for sound attenuation.

Enclosed Afterfilter Model	Length	Width	Height	No. of Filters	Filter Area (sq. ft.)	Hopper Discharge	Used With Cyclone Models
DCC-AF-4E / W	55"	42"	144"	4	72	(1) 10"	DCC-162, -203,-205
DCC-AF-6E / W	69"	42"	156"	6	108	(1) 10"	DCC-247,-2410
DCC-AF-9E / W	80"	55"	156"	9	162	(1) 10"	DCC-247, -2410
DCC-AF-12E / W	93"	55"	167"	12	218	(1) 10"	DCC-3010, -3015
DCC-AF-18E / W	130"	55"	156"	18	324	(2) 10"	DCC-3620, -3625
DCC-AF-24E / W	156"	55"	167"	24	432	(2) 10"	DCC-4030, -4040
DCC-AF-27E / W	178"	55"	156"	27	486	(3) 10"	DCC-4030, -4040, -4440, -4450
DCC-AF-36E / W	229"	55"	156"	36	648	(3) 10"	DCC-4440, -4450

Notes: (E) Afterfilter housings are designed for indoor use only.
(W) Afterfilter housings are designed for outdoor installations.



Headquartered in Sanford, North Carolina

Leading Technology for Cleaner Exhaust Air Since 1947

TRION[®]
Air Purification Systems

Free Manuals Download Website

<http://myh66.com>

<http://usermanuals.us>

<http://www.somanuals.com>

<http://www.4manuals.cc>

<http://www.manual-lib.com>

<http://www.404manual.com>

<http://www.luxmanual.com>

<http://aubethermostatmanual.com>

Golf course search by state

<http://golfingnear.com>

Email search by domain

<http://emailbydomain.com>

Auto manuals search

<http://auto.somanuals.com>

TV manuals search

<http://tv.somanuals.com>