

Owner's Manual

Isobar[®]

Model: ISOBAR6ULTRAHG
Premium Surge Suppressor (120V)



Important Safety Instructions

2

Quick Installation

2

Troubleshooting

3

Specifications

4

Warranty

4

Español

5

Français

9



1111 W. 35th Street Chicago, IL 60609 USA
Customer Support: (773) 869-1234 • www.tripplite.com

Copyright © 2003 Tripp Lite. All rights reserved. Isobar[®] is a registered trademark of Tripp Lite.

Download from Www.Somanuals.com. All Manuals Search And Download.

Important Safety Instructions



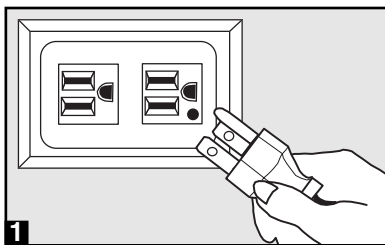
- Do not use with life support applications. Do not use in the presence of a flammable anaesthetic mixture with air, oxygen or nitrous oxide.
- Install your surge suppressor indoors, away from excess moisture, heat and dust.
- Connect your surge suppressor to a three-wire, grounded AC power outlet. Do not remove or modify the ground pin of the surge suppressor's plug. Do not use two-prong adapters with the surge suppressor's plug.
- Your surge suppressor does not require maintenance. Do not open your surge suppressor for any reason. There are no user-serviceable parts inside.

These devices feature an internal protection that will disconnect the surge protective component at the end of its useful life but will maintain power to the load—now unprotected.

Quick Installation

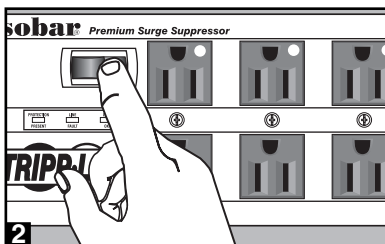
1 Plug surge suppressor into a three-wire, grounded 120V electrical outlet.

The surge suppressor cannot provide full protection unless it is plugged into a properly wired and grounded outlet. The ISOBAR6ULTRAHG features a hospital grade plug and outlets. Grounding continuity should be checked periodically. Grounding reliability can only be achieved when the ISOBAR6ULTRAHG is connected to an equivalent grounded receptacle marked "Hospital-Only" or "Hospital-Grade."



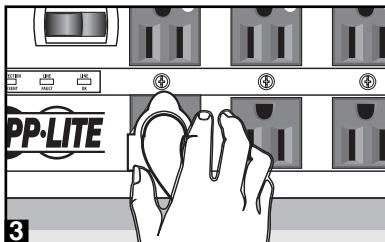
2 Flip surge suppressor's ON - OFF switch ON (switch will light up).

When this switch is lit, it indicates that AC power is enabled at the surge suppressor's outlets.



3 Plug the power cords of your electrical equipment into your surge suppressor's outlets.

DO NOT OVERLOAD the Surge Protector. Each outlet can handle up to 15 amps, but do not exceed a total load of more than 15 amps for all outlets. If the circuit breaker trips, the outlets will cease to provide power. Remove overload and depress circuit breaker to reset.



Your electrical equipment is now protected from AC surges on the power line.

Troubleshooting

PROBLEM

Your circuit breaker trips.

Your Isobar is overloaded.

The green “Protection Present” and/or “Line OK” LED(s) do not light.

Your equipment is not fully protected against surges or there is a wiring fault in your wall outlet.

The red “Fault” LED lights when you first plug in your Isobar.

There is a wiring fault in your wall outlet. (Phases are reversed, ground is missing, etc.)

The red “Fault” LED lights after continued use of your Isobar.

Your Isobar may have been damaged by a surge.

Equipment plugged into the Isobar exhibits audio static or video “snow.”

Some equipment may be generating electrical interference.

SOLUTION

Unplug some equipment. Wait one minute while your Isobar cools, then push the circuit breaker button back in.

Make sure that power is available at the wall outlet, the power switch is on and lit, and the Isobar is completely plugged in.

Have a qualified electrician fix the fault immediately. NOTE: A loose wall outlet may cause the “Fault” LED to light. Your Isobar will identify most wiring faults, but may not identify every possible type of fault.

Have a qualified electrician examine your outlet to determine if a fault has developed. If no fault exists, contact Tripp Lite for service.

Plug your equipment into outlets not directly across from each other and plug equipment with heavy power draws (such as printers) into outlets away from monitors and AV equipment.

Specifications

ISOBAR6ULTRAHG*

AC Energy Absorption (Joules):	600
Rated Input Voltage:	105 to 135V AC; 60 Hz; (120V AC nominal)
AC Outlets:	6 NEMA 5-15R HG hospital grade
AC Line Cord:	15', 14 gauge, 3-conductor grounded with NEMA 5-15PHG hospital grade plug
Controls:	Illuminated RED "ON/OFF" switch
Transient Response Time:	Instantaneous**

* UL 1449 Listed (330V let-through, 1998). ** Transient amplitude reduction occurs faster than the clamp response of the varistors because of the high rejection rate of the ISOBAR filter networks.

Warranty

LIFETIME LIMITED WARRANTY

TRIPP LITE warrants its products to be free from defects in materials and workmanship for life. TRIPP LITE's obligation under this warranty is limited to repairing or replacing (at its sole option) any such defective products. To obtain service under this warranty, you must obtain a Returned Material Authorization (RMA) number from TRIPP LITE or an authorized TRIPP LITE service center. Products must be returned to TRIPP LITE or an authorized TRIPP LITE service center with transportation charges prepaid and must be accompanied by a brief description of the problem encountered and proof of date and place of purchase. This warranty does not apply to equipment which has been damaged by accident, negligence or misapplication or has been altered or modified in any way.

The warranties of all TRIPP LITE surge suppressors are null and void if they have been connected to the output of any UPS system. The warranties of all TRIPP LITE UPS Systems are null and void if a surge suppressor has been connected to its output receptacles.

EXCEPT AS PROVIDED HEREIN, TRIPP LITE MAKES NO WARRANTIES, EXPRESS OR IMPLIED, INCLUDING WARRANTIES OF MERCHANTABILITY AND FITNESS FOR A PARTICULAR PURPOSE. Some states do not permit limitation or exclusion of implied warranties; therefore, the aforesaid limitation(s) or exclusion(s) may not apply to the purchaser.

EXCEPT AS PROVIDED ABOVE, IN NO EVENT WILL TRIPP LITE BE LIABLE FOR DIRECT, INDIRECT, SPECIAL, INCIDENTAL OR CONSEQUENTIAL DAMAGES ARISING OUT OF THE USE OF THIS PRODUCT, EVEN IF ADVISED OF THE POSSIBILITY OF SUCH DAMAGE. Specifically, TRIPP LITE is not liable for any costs, such as lost profits or revenue, loss of equipment, loss of use of equipment, loss of software, loss of data, costs of substitutes, claims by third parties, or otherwise.

The policy of TRIPP LITE is one of continuous improvement. Specifications are subject to change without notice.

Free Manuals Download Website

<http://myh66.com>

<http://usermanuals.us>

<http://www.somanuals.com>

<http://www.4manuals.cc>

<http://www.manual-lib.com>

<http://www.404manual.com>

<http://www.luxmanual.com>

<http://aubethermostatmanual.com>

Golf course search by state

<http://golfingnear.com>

Email search by domain

<http://emailbydomain.com>

Auto manuals search

<http://auto.somanuals.com>

TV manuals search

<http://tv.somanuals.com>