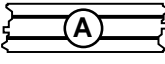
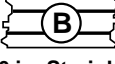






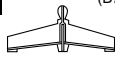
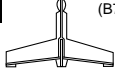
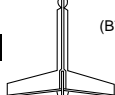
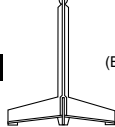
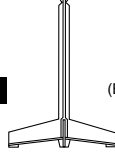

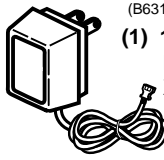
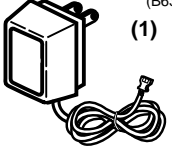
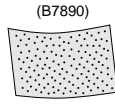


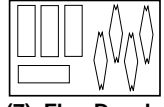





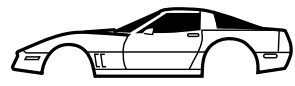
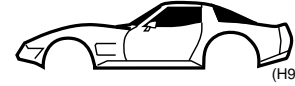
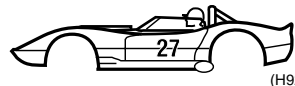
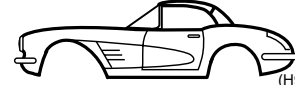


TYCO® 4-LANE RACING®

6693 with four bonus Corvette bodies

The letters listed on the track pieces below do not appear on the track, they are for reference only. The part number as listed beneath each track description, does appear on each track piece.

YOUR SET CONTAINS THE FOLLOWING PARTS:

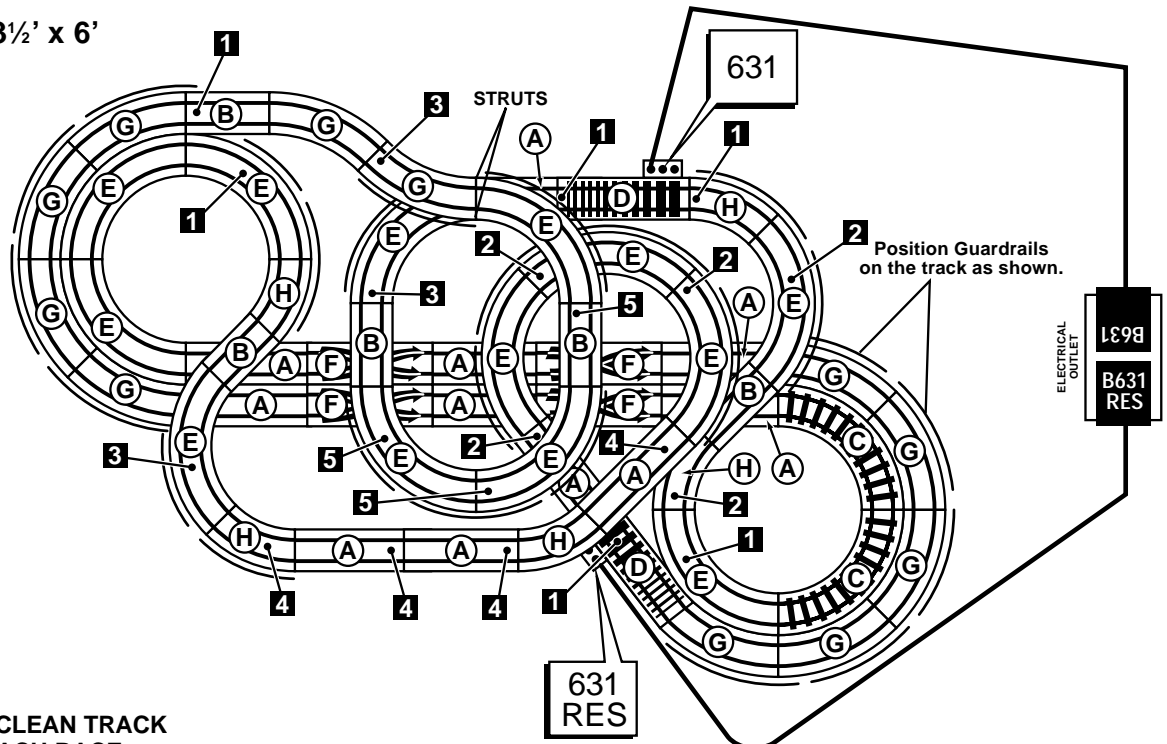
Track	Supports	Accessories	(28) Guardrails (B796807)
 (B5829T) (11) 9 in. Straight  (B5830T) (5) 6 in. Straights  (B5831Y) (2) 9 in. Radius Curve w/Deco(1/4 Circle)  (B5832T) (2) 9 in. Straight Terminals  (B5831) (13) 9 in. Radius Curve (1/4 Circle)  (B5841Z) (4) Straight Crossover Track  (B5844) (11) 12 in. Radius Curves (1/8 Circle)  (B5846) (5) 9 in. Radius Curves (1/8 Circle)	1 (B7806)  (6) No.1 Supports 2 (B7807)  (6) No.2 Supports 3 (B7808)  (3) No.3 Supports 4 (B7809)  (4) No.4 Supports 5 (B7810)  (4) No.5 Supports  (B7926) (2) Struts	 (B631) (1) 120 Volt Hi-Performance X-2 Power Pak  (B631RES) (1) 120 Volt Hi-Performance X-2 Reverse Power Pak  (B7890) (1) Sandpaper  (B615EE) (4) Plug-in Racing Controllers	  (B7987) (7) Flag Decals  (B7963) (7) Flag Pole Sprues
		Four Exotic Cars with Chassis  (B9057) 440-X2 Yellow Lamborghini  (B9207) 440-X2 Black #8 Lamborghini  (B9208) HP-X2 Blue Porsche  (B9116x) HP-X2 Red Viper	Four Bonus Corvette Bodies (Fit on exotic car chassis)  (H9211A) Blue ZR-1 (fits 440-X2 Chassis)  (H9212A) Yellow '78 Vette (fits 440-X2 Chassis)  (H9209A) Black Vette Racer (fits HP-X2 Chassis)  (H9210A) Red '60 Vette (fits HP-X2 Chassis)

TRACK LAYOUT: 3½' x 6'

NOTE:

Refer to the accompanying Tyco manual for wiring instructions for Power Pak and assembly instructions for track, supports and accessory parts.

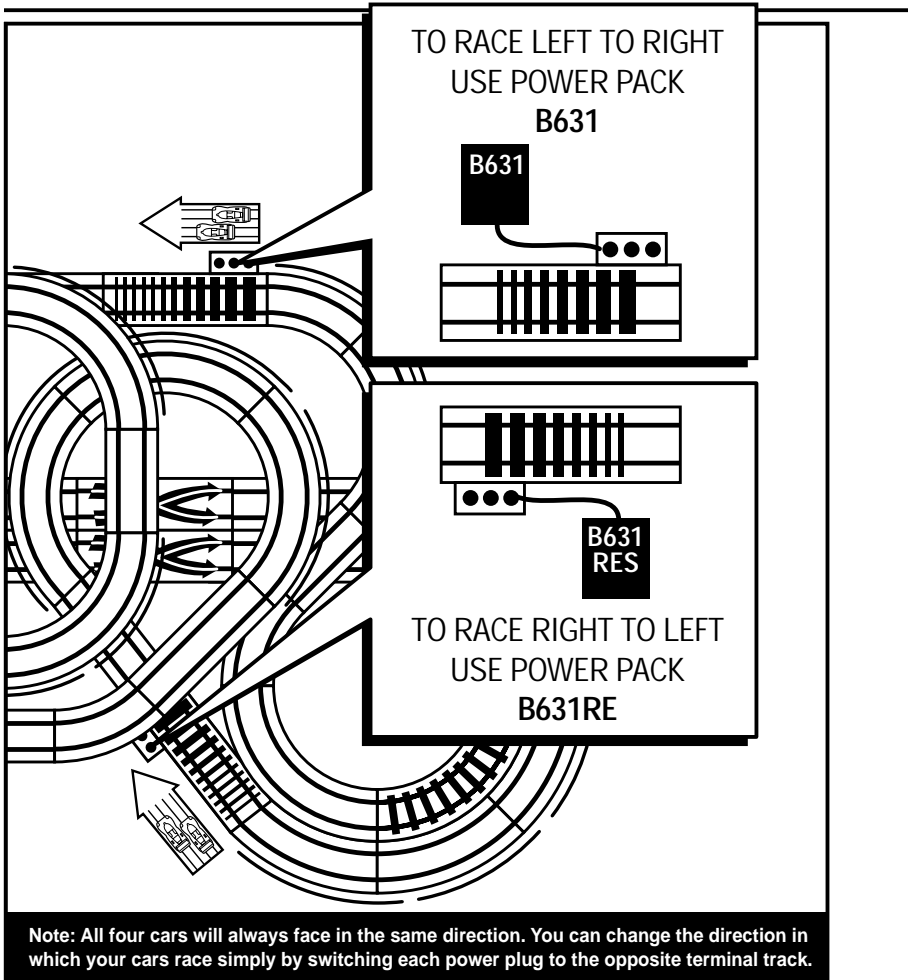
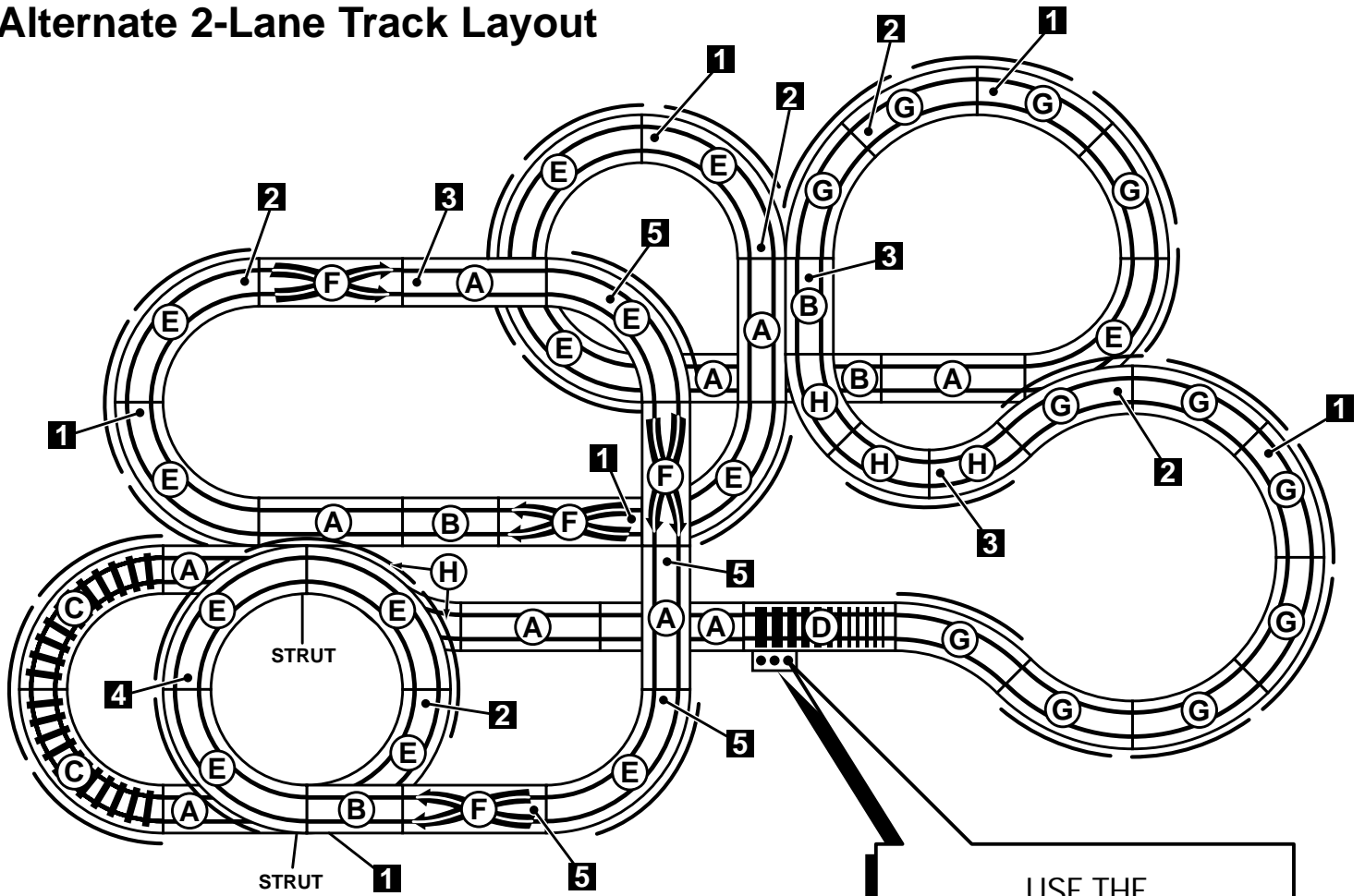
All lettered parts in the assembly diagram are described and lettered in the parts list above.



IMPORTANT: ALWAYS CLEAN TRACK AND TIRES BEFORE EACH RACE. SEE EASY ASSEMBLY INSTRUCTIONS.

See reverse side for alternate layout.

Alternate 2-Lane Track Layout



TO RACE LEFT TO RIGHT
USE POWER PACK
B631

TO RACE RIGHT TO LEFT
USE POWER PACK
B631RE

USE THE
B631
POWER PACK TO RACE
IN THIS DIRECTION.

OR

USE THE
B631RES
POWER PACK TO RACE
IN THIS DIRECTION.

Note: All four cars will always face in the same direction. You can change the direction in which your cars race simply by switching each power plug to the opposite terminal track.

Free Manuals Download Website

<http://myh66.com>

<http://usermanuals.us>

<http://www.somanuals.com>

<http://www.4manuals.cc>

<http://www.manual-lib.com>

<http://www.404manual.com>

<http://www.luxmanual.com>

<http://aubethermostatmanual.com>

Golf course search by state

<http://golfingnear.com>

Email search by domain

<http://emailbydomain.com>

Auto manuals search

<http://auto.somanuals.com>

TV manuals search

<http://tv.somanuals.com>