



TYCO® R/C SUPPORT

Questions or problems with your product?
DON'T RETURN IT TO THE STORE!
Just call us for help.

U.S. consumers may also register their products at this number.

1 888 557-TYCO (8926)

tycorc.com

Asst. H9301

H9283/ H9290-0920G1

Keep these instructions for future reference as they contain important information. **IMPORTANT:** Please read all "Consumer Information" before operating your vehicle.

⚠ CAUTION: Surfaces may become hot and cause burns if electronics get wet. Do not operate vehicle through water or snow.

I. CONTENTS / FEATURES



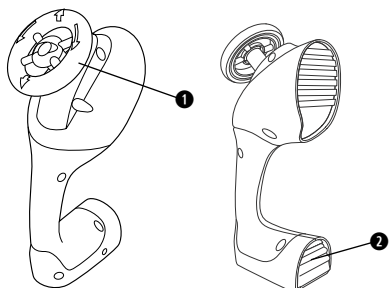
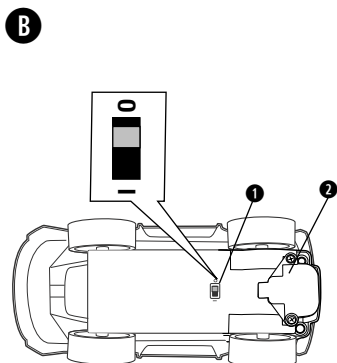
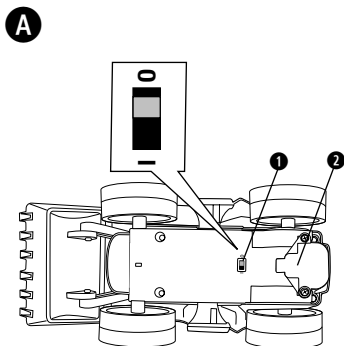
Vehicle
Transmitter

Vehicle

- 1 ON(I)/OFF(O) switch
- 2 Battery door

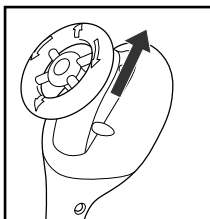
Transmitter

- 1 Steering wheel control : forward / reverse / simple turning left / simple turning right
- 2 Battery door

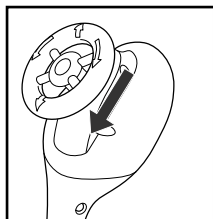


II. VEHICLE OPERATION

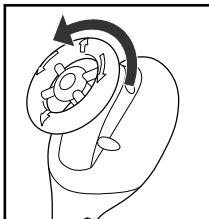
FORWARD



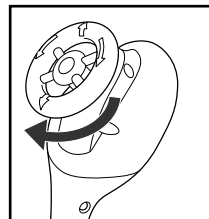
REVERSE



SIMPLE TURNING LEFT



SIMPLE TURNING RIGHT

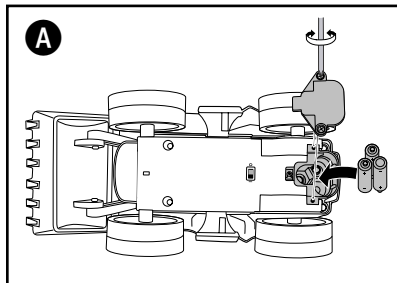


III. BATTERY INSTALLATION

Requires 3 AA alkaline batteries for the vehicle and 2 AA alkaline batteries for the transmitter. Batteries not included.

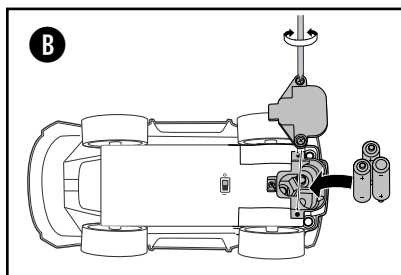
Vehicle


1. Use a screwdriver (not included) to unscrew the power clip cover screw, remove the battery cover.
2. Install 3 AA batteries (not included), with polarity (+/-) as shown inside the battery compartment.
3. Replace the battery door.



Transmitter

1. Remove the battery cover as shown.
2. Install 2 AA batteries (not included), with polarity (+/-) as shown inside the battery compartment.
3. Replace the battery cover.




 Once the batteries are installed the transmitter will always be "ON" and will work automatically the moment you use it.

IV. CONSUMER INFORMATION

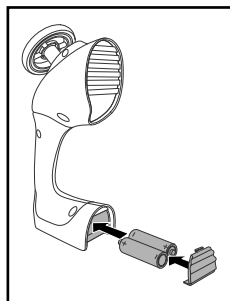
Note to adults: To ensure that the child's play is both safe and fun, please review all operating instructions and safety rules with your child.

Safety Tips

- NEVER drive your vehicle on streets! They're for real cars!
- DO NOT pick up vehicle while in motion.

 **CAUTION:** To prevent entanglement, keep hair away from wheels.

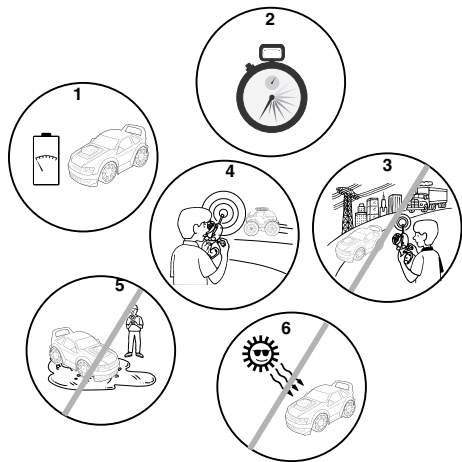
- Keep fingers, hair and loose clothing away from the tires and the wheel hubs while the vehicle is switched ON.
- Adult supervision is recommended when this vehicle is being operated.
- To avoid accidental operation, remove all batteries when not in use. Always turn the vehicle OFF before removing batteries.





V. QUICK TIPS

1. When your vehicle starts to lose power, it may lose functions or performance. It's time for fresh batteries (or a recharge).
2. Your vehicle's running time may change depending on your driving style.
3. Radio interference can effect your vehicle's performance. Interference can be caused by other R/C vehicles running on the same frequency, electrical wires, large buildings, CB radios or other wireless gear. Try to stay away from these!
4. Point your transmitter antenna up - not down toward your vehicle. If your vehicle gets too far away, it won't work properly.
5. Don't drive your vehicle through water or snow. If your vehicle does get wet, wipe it with a towel and allow it to dry completely.
6. Don't store your vehicle near heat or in direct sunlight. Always turn switches OFF and remove all batteries for storage.



BATTERY SAFETY INFORMATION

In exceptional circumstances batteries may leak fluids that can cause a chemical burn injury or ruin your product. To avoid battery leakage:

- Non-rechargeable batteries are not to be recharged.
- Rechargeable batteries are to be removed from the product before being charged (if designed to be removable).
- Rechargeable batteries are only to be charged under adult supervision (if designed to be removable).
- Do not mix alkaline, standard (carbon-zinc), or rechargeable (nickel-cadmium) batteries.
- Do not mix old and new batteries.
- Only batteries of the same or equivalent type as recommended are to be used.
- Batteries are to be inserted with the correct polarity.
- Exhausted batteries are to be removed from the product.
- The supply terminals are not to be short-circuited.
- Dispose of battery(ies) safely.
- Do not dispose of this product in a fire. The batteries inside may explode or leak.

Battery Performance Note:

For best performance use regular or high-performance alkaline batteries (where disposable batteries are called for). If your vehicle is supplied with standard (carbon-zinc) batteries for initial use and/or demonstration purposes, we recommend replacing them with alkaline batteries when necessary. Battery life may vary depending on battery brand.

90 DAY LIMITED WARRANTY – TYCO® R/C PRODUCTS

Mattel, Inc. warrants to the original consumer purchaser that this product will be free of defects in material and workmanship for ninety (90) days (unless specified in alternate warranties) from the date of purchase. Mattel will replace the product in the event of such a defect within the warranty period.

In the event of a defect covered under this warranty, first call the toll-free number listed below. Many problems can be solved in this manner. If necessary, you will be instructed to return the product, postage prepaid and insured, to the address below. Enclose your name, address, dated sales receipt, and a brief explanation of the defect. Replacement and return shipment will be free of charge.

This warranty does not cover damage resulting from unauthorized modification, accident, misuse or abuse. If the product is returned without a dated sales receipt the product may be excluded from coverage under this warranty.

Mattel's liability for defects in material and workmanship under this warranty shall be limited to repair or replacement, at our sole option, and in no event shall we be responsible for incidental, consequential, or contingent damages (except in those states that do not allow this exclusion or limitation). This warranty is exclusive, and is made in lieu of any express or implied warranty. Valid only in U.S.A. This warranty gives you specific legal rights and you may have other rights, which vary from state to state. Some states do not allow the exclusion of incidental or consequential damages, so the above exclusions or limitations may not apply to you.

TOLL-FREE NUMBER: 1-888-557-TYCO (8926) (valid only in U.S.A.)
Hours: 8:00 A.M. - 5:00 P.M. Eastern Time; Monday - Friday. Expect some delay in January following the holiday season. Please be patient and keep trying the toll-free number.

ADDRESS FOR RETURNS:
CONSUMER RELATIONS
636 GIRARD AVENUE
EAST AURORA, NY 14052.

© 2006 Mattel, Inc., 333 Continental Blvd., El Segundo, CA 90245 U.S.A.
Consumer Affairs: 1-888-557-8926. **PRINTED IN CHINA.** All Rights Reserved.
MATTEL, TYCO and associated trademarks and trade dress are owned
by Mattel, Inc. Retain this address for future reference: Mattel U.K. Ltd.,
Vanwall Business Park, Maidenhead SL6 4UB. Helpline 01628 500303.
Mattel Australia Pty Ltd., Richmond, Victoria 3121 - Consumer Advisory
Service: 1300 135 312. Mattel East Asia Ltd, Room 1106, South Tower, World
Finance Centre, Harbour City, Tsimshatsui, HK, China. Diimport & Diedarkan
Oleh: Mattel SEA Ptd Ltd. (993532-P) Lot 13.5, Menara Lien Hoe, Persiaran
Tropicana Golf Country Resort, 47410 P.J. Tel: 03-78803817,
Fax: 03-78803867.

COMPLIANCE WITH FCC REGULATIONS (VALID IN U.S. ONLY)

This device complies with part 15 of the FCC Rules. Operation is subject to the following two conditions: (1) This device may not cause harmful interference, and (2) this device must accept any interference received, including interference that may cause undesired operation.

This device generates and uses radio frequency energy and if not used properly may cause interference to radio and television reception. It has been tested and found to comply with the limits set by the FCC which are designed to provide reasonable protection against such interference.

NOTE: Changes or modifications not expressly approved by the manufacturer responsible for compliance could void the user's authority to operate the equipment.

Free Manuals Download Website

<http://myh66.com>

<http://usermanuals.us>

<http://www.somanuals.com>

<http://www.4manuals.cc>

<http://www.manual-lib.com>

<http://www.404manual.com>

<http://www.luxmanual.com>

<http://aubethermostatmanual.com>

Golf course search by state

<http://golfingnear.com>

Email search by domain

<http://emailbydomain.com>

Auto manuals search

<http://auto.somanuals.com>

TV manuals search

<http://tv.somanuals.com>