

SPECIAL INSTRUCTIONS

1. Occasionally clean the stand with a damp cloth or non-abrasive cleaner.
2. When loading the stand, ONLY add the speaker when the stand is in a fully upright position (all legs on the floor).
3. Do not drag the stand while it is loaded; this could break the fittings and result in damage to the stand which will not be covered under warranty.
4. Check that the leg collar is securely locked when supporting equipment.
5. Always release the collar with caution and stand clear of the load.
6. The stand is equipped with a tube lock which prevents accidentally pulling out the center tube.

PLEASE NOTE

Air-powered height adjustment mechanism under pressure. Do not disassemble or puncture assembly. Air shipping not recommended.

WARRANTY REGISTRATION

Visit www.ultimatesupport.com for a quick and convenient process for registering your new Ultimate Support product. Warranty Registration and Proof of Purchase are required for warranty fulfillment. Full Limited Lifetime Warranty and Ultimate Protection Plus Premium Service and Support Plan details are available online under Music Gear & Instrument Stands / Customer Support.

ULTIMATE
SUPPORT™

LIMITED LIFETIME WARRANTY

Ultimate Support products are constructed of the finest materials and designed and tested to stand up to the demanding lifestyle of the touring musician, gigging DJ, and working sound engineer. In the unlikely event that a product should fail due to manufacturing defect, Ultimate Support is pleased to repair or replace that product.

Please see www.ultimatesupport.com for more information.

This warranty applies to the original purchaser only and does not include damage to the product resulting from normal wear and tear, accident, misuse, improper installation or operation, or unauthorized repair or alterations.

800.525.5628 . www.ultimatesupport.com . Copyright 2009, Ultimate Support Systems . All Rights Reserved

ULTIMATE
SUPPORT™

THE STRENGTH OF INNOVATION

Product Manual for Ultimate Support

AIR - POWERED SPEAKER STANDS

TS - 100B
ITEM #16759

TS - 110B
ITEM #17356

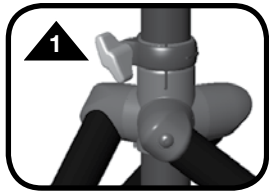
TS - 110BL
ITEM #17357



ULTIMATE
SUPPORT™
LIMITED LIFETIME WARRANTY


Revision 2, 03.21.09 . Product Manual Item #TS100-M

SET-UP



STEP 1

Loosen leg fitting hand knob.




STEP 2

Turn stand upside down and pivot legs so Ultimate Support label faces you.



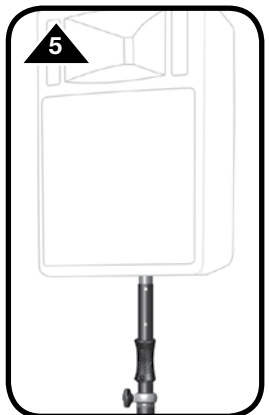
STEP 3

Turn stand upright and slide leg fitting to adjust diameter of leg spread. Leg braces should be parallel to floor for maximum stability. Tighten hand knob.



STEP 4


The built-in adapter fits both 1-1/2" or 1-3/8" internal diameter speaker sockets. Use the lower position for 1-1/2". For 1-3/8" sockets, depress push buttons and raise adapter until it locks in raised position.



STEP 5

Put speaker on stand. Firmly grip large ergonomic handle, loosen hand knob and guide telescoping tube to desired height. The gas shock is under a 50 lb. preload allowing you to raise speakers weighing less than 50 lbs. with zero effort; for speakers over 50 lbs., exert very little effort to raise the speaker. Tighten hand knob. **CAUTION:** For light speakers, keep a tight hold on grip while loosening hand knob.

To lower speaker, firmly grip large ergonomic handle, loosen hand knob and guide telescoping tube down. Lighter speakers will take more effort to lower. Tighten hand knob.



TS-100B

- Item #16759— black
- Height 3'8" - 6'7"
(1118 mm - 2007 mm)
- Weight 12.1 lbs. (5.5 kg)
- Base diameter 47" (1194 mm)
- Telescoping tube diameter 1.5 (38 mm)
- Adapter diameter 1.375 (35 mm)
- Load capacity of 150 lbs. (68.2 kg)
- Folded 43.5" x 5.5"
(1105 mm x 140 mm)

TS-110B

- Item #17356— black
- Height 5.2" - 9.2"
(1575 mm - 2794 mm)
- Weight 17.2 lbs. (7.8 kg)
- Base diameter 62" (1575 mm)
- Telescoping tube diameter 1.5 (38 mm)
- Adapter diameter 1.375 (35 mm)
- Load capacity of 150 lbs. (68.2 kg)
- Folded 57.5" x 5.5"
(1463 mm x 140 mm)

TS-100BL

- Item #17357— black
- Height 5.2" - 9.2"
(1575 mm - 2794 mm)
- Weight 17.6 lbs. (8 kg)
- Base diameter 62" (1575 mm)
- Telescoping tube diameter 1.5 (38 mm)
- Adapter diameter 1.375 (35 mm)
- Load capacity of 150 lbs. (68.2 kg)
- Folded 57.5" x 5.5"
(1463 mm x 140 mm)

Free Manuals Download Website

<http://myh66.com>

<http://usermanuals.us>

<http://www.somanuals.com>

<http://www.4manuals.cc>

<http://www.manual-lib.com>

<http://www.404manual.com>

<http://www.luxmanual.com>

<http://aubethermostatmanual.com>

Golf course search by state

<http://golfingnear.com>

Email search by domain

<http://emailbydomain.com>

Auto manuals search

<http://auto.somanuals.com>

TV manuals search

<http://tv.somanuals.com>