

*preprogrammed*  
**UNIVERSAL**  
*Remote control*



**URC - 4130**

**TOTAL CONTROL**

**INSTRUCTION MANUAL**

# Table of contents

<b>Picture of the TOTAL CONTROL</b> .....	3
Installing the batteries.....	4
Features and Functions.....	4
<b>Set Up:</b>	
<b>Setting up your devices</b> .....	6
<b>The Search Method</b> .....	7
Blink out the Current Code.....	8
Quick Code Reference.....	8
Changing a Device Key.....	9
Resetting a Device key.....	9
Volume Punch Through.....	10
Colour & Brightness.....	10
Trouble-Shooting .....	11
Customer Service .....	11
<b>Set Up Codes:</b>	
<b>Televisions</b> .....	12
<b>Video Recorders</b> .....	19
<b>DVD Players</b> .....	21

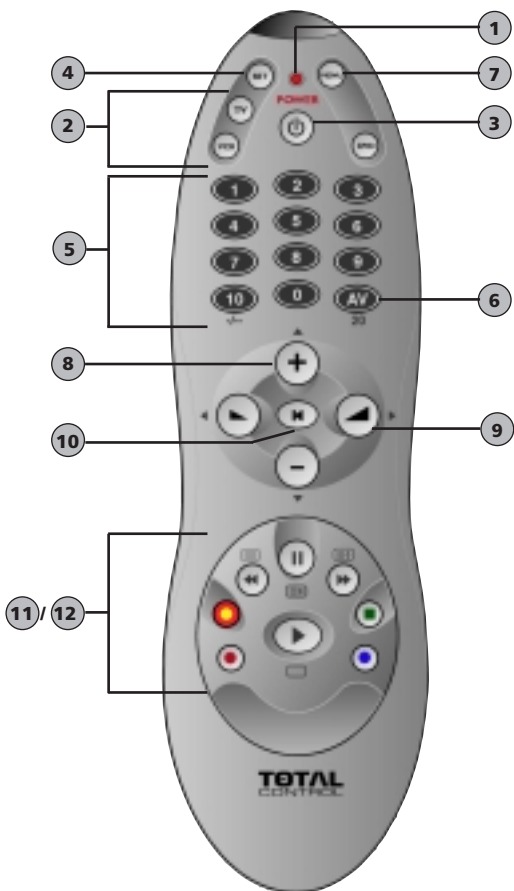
## About your TOTAL CONTROL

By choosing the TOTAL CONTROL Universal Remote Control you have opted for easy use. Made of the strictest quality, it will provide long-term satisfaction. Please read these enclosed instructions carefully before putting your TOTAL CONTROL to use.

Your TOTAL CONTROL manual is divided into two parts: Set Up Instructions and Device Codes. You will need your manual to set up your new TOTAL CONTROL so please be sure to keep it.

Your TOTAL CONTROL can operate three devices: a Television, a Video Recorder and a DVD Player.

Your TOTAL CONTROL needs 2 new AA/LR6 batteries.



# Installing the Batteries

Your TOTAL CONTROL needs two new AA/LR6 alkaline batteries.

- 1 Remove the battery cover from the back of your TOTAL CONTROL.
- 2 Match the batteries to the (+) and (-) marks inside the battery case, then insert the batteries.
- 3 Press the battery cover back into place.

## Features and Functions

Picture of the TOTAL CONTROL on page 3.

- 1 **LED**  
The LED (Light Emitting Diode) flashes red to show the remote is working.
- 2 **Device keys**  
The TV, VCR and DVD keys select the device to be controlled. For example pressing the TV key allows the remote to control the functions of your Television, after pressing the VCR key you can operate your Video Recorder etc.
- 3 **Power key**  
The Power key controls the same function as on your original remote.
- 4 **SET key**  
The SET key is used to set up your TOTAL CONTROL and to access special functions.
- 5 **Number keys**  
The number keys (0-9, 10, 20 (AV)) provide functions just like your original remote. If your original remote uses one/two digit input switching (-/-- symbol), this function can be obtained by pressing the -/-- key. If your original remote has a 20 key, this function can be found under the AV key.
- 6 **AV key**  
The AV key operates the same function as it did on your original remote control.
- 7 **Menu Key**  
The Menu key controls the same function as it did on your original remote control.

Siera 0104  
 Silva 0060  
 Silver 0301  
 Sinudyne 0027 0104  
 Solavox 0043  
 Sonitron 0070  
 Sonneclair 0095  
 Sonoko 0301  
 Sonolor 0071  
 Sontec 0060  
 Sony 0056 0057 0055 0129  
 1055  
 Soundwave 0060  
 Ssangyong 0095  
 Standard 0301  
 Starlite 0060 0127  
 Stern 0301  
 Sunkai 0371 0301  
 Sunstar 0023  
 Suntronic 0023  
 Sunwood 0095  
 Supra 0060 0263  
 Symphonic 0023 0095  
 Taisho 0027  
 Tandberg 0301  
 Tashiko 0023 0071 0263 0104  
 0060  
 Tattung 0023 0064 0104 0071  
 0066 0371 0375  
 Teac 0064 0023 0301 0060  
 0104 0330  
 TEC 0043 0301 0095  
 TechniSat 0371  
 Teleavia 0064  
 Telefunken 0064 0343 0344 0407  
 0516 0517 0553 0301  
 Teletech 0095 0301 0023  
 Tempest 0043  
 Tenosal 0095  
 Tensai 0023 0060 0095 0027  
 Tevion 0371  
 Thomson 0064 0407 0343 0229  
 0344 0516 0517 0551  
 Thorn 0064 0127 0060  
 Tokai 0095 0060 0064 0127  
 Tokiwa 0095  
 Topline 0371  
 Toshiba 0068 0064 0407 0066  
 0104  
 Towada 0095  
 Trakton 0043  
 TVA 0043  
 Uher 0060 0263  
 Ultravox 0301  
 Unitech 0263  
 United Quick  
 Star 0301  
 Universum 0023 0348 0104 0263  
 0060 0129 0371 0218  
 0029 0026  
 Victor 0031 0090  
 Watson 0104 0375  
 Weltblick 0060  
 Yamishi 0095 0301  
 Yokan 0095  
 Yoko 0060 0095 0043 0263

## DVD

3DLAB 0562  
 Akai 0634  
 Denon 0513 0657  
 Denzel 0688  
 Diamond 0674  
 Dual 0688  
 Enzer 0688  
 GoldStar 0614  
 Grundig 0562 0675  
 Harman/  
 Kardon 0605  
 Hitachi 0688 0596  
 JVC 0581 0646  
 Kenwood 0557 0513  
 Kiss 0688  
 LG 0614  
 Magnavox 0526  
 Marantz 0562  
 Matsui 0674  
 Micromedia 0526  
 Micromega 0562  
 Mitsubishi 0544  
 Monyka 0688  
 Neufunk 0688  
 Onkyo 0635 0526  
 Optimus 0548  
 Oritron 0674  
 Panasonic 0513  
 Philips 0562 0526  
 Pioneer 0548 0594  
 Proline 0675  
 Raite 0688  
 REC 0513  
 Samsung 0596  
 SEG 0688  
 Sharp 0653  
 Sony 0556  
 Technics 0513  
 Tevion 0674  
 Thomson 0574  
 Tokai 0688  
 Toshiba 0526  
 Universum 0614  
 Yamaha 0513 0568  
 Yamakawa 0688  
 Zenith 0526 0614

- 8 **Programme (+/-) keys**  
The Programme (+/-) keys operate just as those on your original remote. If available on your original remote, these keys will allow you to navigate through the menu.
- 9 **Volume (+/-) keys**  
The Volume (+/-) keys operate just as those on your original remote. If available on your original remote, these keys will allow you to navigate through the menu.
- 10 **Mute key**  
The Mute key operates the same function as it did on your original remote. Also, if your original remote control required that you press an "OK" or "ENTER" key during Menu operation, the mute key can be used for this function.
- 11 **Video Recorder Keys**  
After pressing the VCR key, these keys operate the functions of your Video Recorder. To prevent accidental recording on your Video Recorder, the RECORD key must be pressed **twice** to start recording.
- 12 **Teletext Keys**  
After pressing the TV key, these keys are used to operate the main Teletext functions. Of course, your Television must have Teletext capability.  
When accessing the text mode, the colour keys marked red, green, yellow and blue, allow you to access the Fasttext functions of your Television. If on your original remote control these keys are used for Menu navigation, the TOTAL CONTROL Fasttext keys may operate the same. For a more detailed explanation of Teletext and Fasttext, please refer to the manual of your Television. Remember, different televisions control Teletext and Fasttext functions in different ways. Not all of the Teletext functions may be available on your particular model.

**TEXT ON:** Puts the television in the Teletext mode.





**TEXT OFF:** Switches the television back to regular viewing mode. On some televisions, this may be done by pressing the TEXT ON key several times.

**HOLD/STOP:** Stops changing pages.

**EXPAND:** Shows the top half of the Teletext page in larger letters. By pressing again, you can see the bottom half of the Teletext page enlarged. To return to regular Teletext viewing, press the EXPAND key again, or press the TEXT ON key, depending on your television.

# Setting up your devices

## Example: to set up the TOTAL CONTROL for your Television:

- 1 Find your device code in the code section (page 12 – 21). Codes are listed by brand name. The most popular code is listed first. Make sure your television is switched on (not on standby).
- 2 Press and release the **TV** key on your TOTAL CONTROL. 
- 3 **Press and hold down the SET** key until the red light blinks twice (the red light will blink once and then twice). 
- 4 Enter your **four-digit code** using the number keys. The red light will blink twice. 
- 5 Now, aim your TOTAL CONTROL at your television and press **POWER**. If your television switches off, your TOTAL CONTROL should be ready to control your television. 

- If your device does not respond, follow steps 1 through 5 with each code listed for your brand. If none of the codes listed for your brand operate your device, then try the Search Method described on page 7, even if your brand is not listed at all.
- Some codes are quite similar. If your device does not respond or is not functioning properly with one of the codes, try another code listed under your brand.
- If the original remote control from your Video Recorder did not have a Power key, press PLAY instead of POWER during step 5.
- To set up your other devices, follow the same instructions above, only press the appropriate device key during step 2.
- Write your code in the boxes provided in the battery compartment and on page 8, for quick, easy reference.

## Devices can be found under the following keys:











- To set up a second TV, VCR or DVD see page 9.

# The Search Method

If your device does not respond to the TOTAL CONTROL after you have tried all the codes listed for your brand, try the Search Method. The Search Method may also work if your brand is not listed at all.

## Example: to search for your Television code:

- 1 Switch your Television on (not on standby).
- 2 Press the **TV** key on your TOTAL CONTROL. 
- 3 Aim the TOTAL CONTROL at your Television. **Press and hold down the SET** key until the red light on the TOTAL CONTROL blinks twice. 
- 4 Press **9 9 1**, the red light will blink twice.   
- 5 Now alternate between the **TV** and **POWER** key, over and over, until your Television turns off. You may have to press these keys many times (up to 150 times) so please be patient. Remember to keep pointing the TOTAL CONTROL at your Television when pressing these keys.  
- 6 When your Television switches off, press the **SET** key to store the code. Don't forget, as soon as your Television switches off, press the **SET** key. Now, your TOTAL CONTROL should be ready to control your television. 

- 
- If you cannot control your Television properly, please continue the Search Method, you may be using the wrong code.
  - To search for your other devices, follow the same instructions above, only press the appropriate device key during step 2 and 5.
  - If your Video's original remote control does not have a POWER key, press PLAY instead of POWER when searching for your code.
-



# Blink out the Current Code

If you have set up your TOTAL CONTROL via the Search Method, you can blink back your code for future reference.

**Example: To blink out your television code:**

1 Press the **TV** key on your TOTAL CONTROL.



2 Aim the TOTAL CONTROL at your Television. **Press and hold down the SET** key until the red light blinks twice.



3 Press **9 9 0**, the red light will blink twice.



4 For the first digit of your four-digit code, press **1** and count all the red blinks. If there are no blinks, the digit is "0".



5 For the second digit, press **2** and count all the red blinks.



6 For the third digit, press **3** and count all the red blinks.



7 For the fourth digit, press **4** and count all the red blinks.



- To blink back the code for your other devices follow the instructions above, only press the appropriate device key during step 1.

## Quick Code Reference

Write down the codes for your devices in the boxes below and in the battery compartment for quick and easy reference.

Device type

Code

1. ....

--	--	--	--

2. ....

--	--	--	--

3. ....

--	--	--	--

# Changing a Device key

It is possible to change any device key.


## Example 1:

To program a second television on the DVD key you need to change the DVD key into a TV key:

1 

**The DVD key has now become a second TV key.**

2 Now enter the Set Up code for your second TV by pressing:

 (TV Code) (\*\*)

## Example 2:

To program a second Video recorder on the DVD key you need to change the DVD key into a VCR key:

1 

**The DVD key has now become a second VCR key.**

2 Now enter the Set Up code for your second VCR by pressing:

 (VCR Code) (\*\*)

(\*) **Hold down the SET key until the red light blinks twice (the red light will blink once then twice).**

(\*\*) **The red light blinks twice.**

# Resetting a Device Key

**Example:** To reset the DVD key press:



(\*) **Hold down the SET key until the red light blinks twice (the red light will blink once then twice).**

(\*\*) **The red light blinks twice.**

# Volume Punch Through

This feature allows you to adjust the volume in a certain mode (e.g. TV mode) while being in a different mode (VCR or DVD).

**Last key pressed:**    **You can control:**

VCR	TV volume up and down, mute
DVD	TV volume up and down, mute

To punch through to TV volume while in VCR or DVD mode press:  
**SET(\*) 9 9 3 TV key.**

To cancel the "Volume Punch Through" press:  
**SET(\*) 9 9 3 Volume(+)** (the red light will blink four times).

(\*) Hold down the SET key until the red light blinks twice (the red light will blink once then twice).

## Colour & Brightness

Depending on the functions of your original remote control, the TOTAL CONTROL can operate the colour and brightness settings of your Television.

To adjust the colour:

Press the **SET** key followed by **Volume +** (for colour +)  
or **Volume -** (for colour -).

To adjust the brightness:

Press the **SET** key followed by **Channel +** (for brightness +)  
or **Channel -** (for brightness -).

# Trouble-Shooting

<b>Problem:</b>	<b>Solution:</b>
<i>Your brand is not listed in the TOTAL CONTROL code section ?</i>	Try the Search Method on page 7.
<i>The TOTAL CONTROL does not operate your device(s) ?</i>	A) Try all the codes listed for your brand. B) Try the Search Method on page 7.
<i>The TOTAL CONTROL is not performing commands properly ?</i>	You may be using the wrong code. Try repeating the Direct Set-Up using another code listed under your brand or start the search method over again to locate the proper code.
<i>Problems changing channels ?</i>	Enter the programme number exactly as you would on your original remote.
<i>Video not recording ?</i>	As a safety feature on your TOTAL CONTROL, you must press the Record key twice.
<i>The TOTAL CONTROL does not respond after pressing a key ?</i>	Make sure you are using new batteries and are aiming the TOTAL CONTROL at your device.
<i>The red light does not blink when you press a key ?</i>	Replace batteries with 2 fresh, new AA/LR6 alkaline batteries.

## Customer Service

If you have any questions about the operation of your new TOTAL CONTROL Universal Remote Control, you may call our Customer Service for assistance. Before calling please read this manual carefully to find an answer to your question. If you cannot find a solution in this manual, please complete the information below on all your equipment before calling.

Your TOTAL CONTROL model: URC 4I30

Date of purchase:        /        /  
-----  
                                 Day / Month / Year

A list of your equipment/models: (see example below)

<u>Type</u>	<u>Brand</u>	<u>Model No.</u>	<u>Remote Model No.</u>	<u>TOTALCONTROL Code</u>
-------------	--------------	------------------	-------------------------	--------------------------

<i>TV</i>	<i>Saba</i>	<i>TCW 301</i>	<i>MB 100</i>	<i>0648 (ex)</i>
-----------	-------------	----------------	---------------	------------------

---

---

---

---

Type/model numbers can often found in your equipment owner's manual or on the factory plate behind the device.

In Australia: 1800 812 261

Opening hours: 8.00 am - 5.00 pm (Mon.-Fri).

## Televisions

A.R. Systems	0060			
Abex	0055			
Accent	0060			
Acec	0035			
Admiral	0110	0116	0386	0441
	0287			
Adyson	0091	0240	0239	0055
Agashi	0239	0287		
AGB	0539			
Agef	0110			
Aiko	0239	0032	0060	0394
	0058	0456	0095	0384
	0214	0287	0240	
Aim	0060	0297		
Aikai	0384	0231	0394	0060
	0456	0214	0058	0032
	0095	0241	0575	0186
	0539	0625	0579	0571
	0604	0503	0240	0654
	0239	0287	0471	0201
	0400	0629		
Akiba	0241	0305	0478	0060
Akito	0295	0060		
Akura	0241	0382	0305	0032
	0381	0435	0194	0287
	0060	0516	0691	
Alaron	0202	0239		
Alba	0241	0258	0032	0441
	0393	0378	0394	0060
	0239	0270	0186	0234
	0604	0510	0059	0691
	0602			
Alcyon	0234			
Allorgan	0229	0317	0240	
Allstar	0060			
Amplivision	0240	0423	0343	0393
Amstrad	0200	0032	0539	0287
	0377	0241	0394	0456
	0194	0435	0060	0671
Anam	0060	0032	0091	
Anam				
National	0060			
Anglo	0032	0287		
Anitech	0032	0091	0287	0060
Ansonic	0393	0315	0125	0032
	0060	0397	0186	0434
	0282	0270	0035	0451
Apollo	0496			
Arc en Ciel	0422	0132	0219	0221
Arcam	0239	0422	0240	
Ardem	0509			
Aristona	0060	0579	0035	
Arthur Martin	0186	0423		
ASA	0128	0369	0093	0127
	0110			
Asberg	0060			
Asora	0032			
Asuka	0241	0287	0239	0305
	0240			
Atlantic	0060	0239	0229	0282
	0343			
Atori	0032			
Auchan	0186	0423		
Audiosonic	0060	0132	0240	0393
	0360	0287	0241	0509
	0451			
Audioton	0240	0509	0393	0287
Autovox	0110	0229	0260	0372
	0240	0270	0359	
AWA	0034	0059	0032	0180
	0397	0435	0060	0239
	0629			
Ayomi	0261			
Baird	0132	0216	0366	0213
	0215	0095	0096	0240
	0231			
Bang & Olufsen	0588	0110		
Barco	0403	0575	0186	
Basic Line	0241	0032	0397	0060
	0590	0186	0305	
Bastide	0240			
Baur	0326	0218	0535	0060
	0214	0384	0372	0528
	0033			
Bazin	0240			
Beaumark	0201			
Beko	0393	0509	0060	0629
Beon	0060	0441	0055	
Best	0360	0393		
Bestar	0060	0393	0397	
Binatone	0240			
Black Star	0270			
Blacktron	0305			
Blackway	0305			
Blaupunkt	0214	0218	0223	0350
	0351	0471		
Blue Sky	0241	0305	0478	0060
	0510	0691		
Blue Star	0305			
Bondstec	0270			
Boots	0295	0240		
BPL	0305	0060		
Brandt	0132	0422	0228	0260
	0219	0221	0358	0648
Brinkmann	0441	0060	0542	
Brionvega	0060	0110	0582	
Britannia	0239	0240		
Brother	0287			
Bruns	0110			
BSR	0186	0317		
BTC	0241			
Bush	0691	0241	0258	0186
	0372	0032	0059	0305
	0060	0295	0378	0394
	0386	0397	0542	0287
	0234	0384	0510	0231
	0604	0317	0240	
Capsonic	0287			
Carad	0633	0060		
Carena	0478	0060		
Carrefour	0059	0093	0080	
Carver	0193			
Cascade	0032	0060		
Casio	0060			
Cathay	0060			
CCE	0060	0240		
Centurion	0060			
Century	0110	0270	0261	
CGE	0097	0107	0329	0270
	0575	0186	0441	0393
Cimline	0032	0258	0241	
City	0032			
Clarivox	0441	0093		

Clatronic	0241	0287	0393	0394					
	0240	0270	0060	0032					
	0125	0343	0602						
Clayton	0408								
CMS hightec	0240								
Concorde	0032								
Condor	0239	0270	0305	0343					
	0060	0393	0032	0125					
	0434	0441							
Conic	0055								
Contec	0239	0032	0180	0034					
	0059								
Continental									
Edison	0132	0260	0219	0221					
	0422	0228	0510						
Cosmel	0032	0360							
Crosley	0110	0270	0097	0107					
	0575	0186							
Crown	0032	0393	0509	0060					
	0382	0602	0441	0231					
	0510	0076							
CS									
Electronics	0270	0239	0241						
CTC	0270								
Curtis									
Mathes	0116	0168	0189						
Cybertron	0241								
Daenyk	0202								
Daewoo	0032	0060	0239	0397					
	0241	0240	0522	0647					
Dainichi	0241	0239							
Dansai	0060	0287	0055	0058					
	0239	0032							
Dansette	0435								
Dantax	0393	0509							
Datsura	0231								
Dawa	0060								
Daytron	0032	0397	0060						
de Graaf	0231	0067	0250	0186					
	0571								
Decca	0095	0056	0539	0060					
	0267	0295	0240						
Deitron	0060								
Denko	0287								
Denon	0168								
DER	0216	0213							
Derwent	0224								
Desmet	0343	0060							
Diamant	0060								
Digiline	0060								
Dixi	0032	0060	0270	0240					
Domland	0417								
Doric	0224								
Drean	0060								
DTS	0032								
Dual	0372	0240	0080	0366					
	0282	0359	0542	0060					
	0417	0422	0326	0575					
	0186								
Dumont	0110	0127	0125	0240					
	0093	0095							
Dux	0060	0035							
Dynatron	0060								
Elbe	0458	0261	0282	0315					
	0393	0186	0060	0241					
	0214	0434	0633						
Elcit	0110	0270	0539	0125					
	0575	0186							
Elekta	0287	0305							
ELG	0060								
Elin	0239	0060	0128	0127					
	0571	0384	0471	0372					
	0186	0032							
Elite	0241	0060							
Elman	0125								
Elta	0032	0091	0287	0239					
Emerson	0200	0110	0201	0270					
	0060	0202	0394	0093					
	0305	0343							
Emperor	0305								
Erres	0060	0035							
ESC	0060								
Etron	0060	0032	0186						
Eurofeel	0287								
Euroman	0239	0287	0060	0240					
	0393								
Europa	0060								
Europhon	0060	0539	0125	0240					
	0270	0575	0186						
Expert	0229	0423	0282	0186					
Exquisit	0060	0270							
Family Life	0060								
Fenner	0397	0032							
Ferguson	0096	0215	0213	0358					
	0261	0216	0132	0583					
	0648								
Fidelity	0216	0239	0394	0386					
	0455	0374	0186	0287					
	0060								
Filsai	0240								
Finlandia	0231	0369	0382	0571					
	0384								
Finlux	0128	0127	0060	0369					
	0240	0095	0575	0186					
	0539	0093	0110	0202					
	0125	0434	0654	0515					
	0503								
Firstline	0317	0344	0239	0060					
	0397	0408	0270	0032					
	0575	0186	0125	0240					
	0434	0372	0261	0095					
	0258	0691	0231	0647					
Fisher	0127	0240	0059	0080					
	0231	0393	0578	0068					
	0110	0180	0384	0575					
	0186	0326	0372	0095					
Flint	0060	0478	0095	0241					
FNR	0125								
Forgestone	0216								
Formenti	0110	0239	0343	0575					
	0186								
Fortress	0116	0110							
Fraba	0393	0060							
Friac	0032	0060	0125						
Frontech	0270	0287	0372	0386					
	0471	0240	0032						
Fujitsu	0202	0229	0095	0125					
	0240	0186	0032						
Fujitsu									
General	0032	0240							
Funai	0287	0202	0317						
Galaxi	0125	0060							
Galaxis	0393	0441	0060	0125					
GBC	0575	0186	0032	0397					
	0241								

GE	0583	0132	0201	0305					Hitachi	0248	0059	0372	0379
	0358	0366								0067	0066	0496	0186
Geant Casino	0186	0423								0575	0366	0601	0219
GEC	0066	0095	0186	0384						0221	0240	0329	0250
	0228	0539	0060	0240						0055	0217	0464	0539
	0372									0095	0504	0522	0060
Geloso	0270	0032	0386	0575						0586	0168	0128	0201
	0186	0397								0579	0571		
General	0132	0494							Hitachi				
General									Fujian	0131			
Technic	0032								Hitsu	0032	0478	0241	
Genexxa	0241	0060	0435	0516					Hornyphone	0060	0035		
Goldhand	0239								Hoshai	0241	0478		
Goldline	0360								Huanyu	0397	0239		
GoldStar	0060	0393	0055	0313					Hygashi	0240	0239		
	0032	0400	0240	0270					Hyper	0032	0239	0240	0270
	0239	0186	0201	0384					Hypersonic	0384			
	0067								Hypson	0060	0287	0240	0305
Goodmans	0059	0095	0060	0032						0478	0423	0261	
	0287	0539	0313	0202					Iberia	0060			
	0397	0510	0387	0394					ICE	0287	0240	0060	0394
	0522	0579	0366	0258						0241	0239	0032	
	0058	0503	0583	0055					Ices	0241	0239		
	0240	0647	0358						Imperial	0060	0270	0393	0441
Gorenje	0393									0575	0186	0097	0107
GPM	0241									0372	0219		
Gradiente	0060	0076	0193						Indesit	0260			
Graetz	0060	0384	0394						Indiana	0060			
Granada	0060	0423	0249	0379					Ingelen	0510	0633		
	0382	0035	0068	0095					Ingersoll	0032			
	0374	0131	0231	0240					Inno Hit	0032	0095	0060	0241
	0059	0362	0539	0224						0313	0240	0539	0270
	0496	0358	0583						Innovation	0542			
Grandin	0305	0241	0423	0060					Interactive	0434			
	0032	0343	0186	0478					Interbuy	0032	0287	0270	0091
	0602	0633							Interfunk	0060	0035	0110	0535
Gronic	0125	0240								0298	0350	0186	0384
Grundig	0218	0214	0510	0093						0393	0132		
	0228	0260	0060	0579					Internal	0060			
Halifax	0287	0239	0240						Intervision	0305	0240	0478	0060
Hampton	0239	0240								0091	0394	0400	0542
Hanimex	0317									0471	0509	0393	0417
Hanseatic	0060	0315	0305	0372						0510	0241	0125	0186
	0186	0384	0417	0343						0287	0270		
	0080	0451	0393	0032					Irradio	0032	0060	0241	0270
	0317	0240	0542	0110						0313			
Hantarex	0032	0060	0125						Isukai	0241	0060	0305	
Hantor	0060								ITC	0240			
Harley									ITS	0060	0394	0241	0305
Davidson	0202									0287	0239		
Harvard	0091								ITT	0186	0503	0372	0384
Harwood	0032	0435	0055	0060						0496	0571	0374	0590
Hauppauge	0060									0216	0369	0362	0231
HCM	0287	0032	0305	0435						0202			
	0240	0241	0441	0060					ITT Nokia	0384	0571	0186	0496
Hema	0240	0032								0503	0372	0369	0231
Hemmermann										0202	0362	0374	0590
	0372									0629	0633	0654	
Hifivox	0132	0219	0422						ITV	0287	0060	0270	
Highline	0287	0060							Jean	0059			
Hikona	0241								JEC	0058			
Hinari	0231	0202	0059	0060					JVC	0676	0076	0117	0213
	0241	0032	0186	0387						0059	0215	0216	0394
	0378	0466	0234	0510						0241	0629		
	0258	0317							Kaisui	0241	0305	0060	0239
Hisawa	0305	0241	0423	0478						0478	0240	0032	
Hit	0110								Kamp	0239			

Kapsch	0229	0186	0384	0282	0127
Karcher	0060	0393	0305	0125	0633 0287
Kawasho	0239				
KB Aristocrat	0186				
Kendo	0386	0258	0270	0125	0060 0451 0393 0434
	0633	0400	0542		
Kennedy	0229	0575	0186	0458	
Kingsley	0239				
Kneissel	0458	0282	0315	0393	0261 0060 0434 0633
Kolster	0060	0125	0372		
Konka	0241	0394	0060		
Kontakt	0510				
Korpel	0060				
Korting	0110	0393	0343		
Kosmos	0060				
Kotron	0435	0287			
Kraking	0261				
KTV	0240				
Kyoshu	0287	0435	0055	0441	
Kyoto	0408	0055	0186		
Lecson	0060				
Lemair	0434				
Lenco	0032	0397	0608	0127	0186 0060
Lenoir	0032				
Lesa	0270				
Leyco	0287	0095	0060	0317	0602
LG	0060	0393	0313	0055	0032 0400 0240 0270
	0239	0186	0201	0384	
Liesenkotter	0060	0350	0351	0035	
Lifetec	0032	0287	0542	0060	0397 0241 0691 0535
Lloyd's	0032				
Lloytron	0055				
Loewe	0535	0060	0110	0315	0393
Logik	0034	0056	0216	0394	
Logix	0691				
Luma	0386	0229	0060	0186	0282 0434 0397 0032
Lumatron	0386	0229	0060	0186	0282 0384 0240 0287
	0096				
Lux May	0060	0032			
Luxor	0217	0260	0313	0386	0503 0515 0372 0384
	0231	0379	0571	0186	0369 0496 0202
LXI	0201				
Madison	0060				
Magnadyne	0110	0270	0539	0125	0575 0186
Magnafon	0539	0125	0239		
Magnavox	0059	0202	0060		
Magnum	0671				
Mandor	0287				
Manesth	0060	0258	0240	0287	0343 0058 0317
Manhattan	0060	0691			
Marantz	0060				
Marelli	0110				
Mark	0060	0240	0239	0397	0032
Masuda	0241	0032	0394		
Matsui	0258	0200	0032	0378	0034 0056 0095 0059
	0060	0579	0510	0234	0240 0377 0317 0394
	0456	0466	0386	0602	0478 0295 0372 0539
	0058	0186	0231	0068	0218 0214 0358
McMichael	0066				
Mediator	0060	0579	0035		
Medion	0060	0691	0542		
Megas	0633				
Megatron	0168	0201			
Melectronic	0369	0060	0535	0132	0366 0080 0270 0128
	0127	0397	0032	0240	0091 0503 0515 0239
	0434	0372			
Melvox	0423				
Memorex	0032	0201	0273		
Memphis	0360	0095	0032	0408	
Mercury	0060	0032			
Metz	0110	0218	0470	0214	0298 0390 0411 0610
MGA	0201				
Micromaxx	0060	0691			
Midland	0055				
Minerva	0510	0218	0093	0214	0260
Minoka	0435	0060	0382		
Mitsubishi	0131	0535	0060	0116	0201 0377 0110 0056
	0059	0224	0260	0381	0216
Mivar	0315	0313	0314	0393	0239 0632
Monaco	0032				
Morgan's	0060				
Motorola	0116				
MTC	0393	0372	0535	0239	
MTEC	0295	0055			
Multibroad-					
cast	0216				
Multimat	0455				
Multistandard	0125	0455			
Multititec	0060	0691			
Multitech	0240	0372	0032	0239	0270 0125 0386 0509
	0393	0060			
Murphy	0127	0239	0095	0186	
Musikland	0241				
NAD	0384	0189	0201		
Naiko	0060				
Nakimura	0397	0060			
Naonis	0386				
NAT	0237	0249	0363		
National	0260	0237	0249	0363	
NEC	0193	0059	0343	0478	0032 0397 0240 0060
	0034				
Neckermann	0060	0214	0393	0528	0033 0223 0579 0575
	0186	0350	0441	0372	0110 0270 0240 0434
NEI	0060	0360	0394		



Nesco	0270	0202		
Netsat	0060			
Network	0055	0360		
Neufunk	0060	0032	0608	0579
	0633			
New Tech	0060	0032	0579	0366
	0240	0471		
New World	0241			
Nicamagic	0239			
Nikkai	0095	0241	0060	0240
	0287	0055	0058	0360
	0239	0032	0059	
Nikko	0201			
Noblex	0060	0287		
Nobliko	0125	0093	0239	
Nogamatic	0422	0132	0219	
Nokia	0384	0186	0503	0372
	0571	0515	0382	0496
	0374	0362	0231	0397
	0654	0629	0369	
Nordmende	0132	0422	0219	0366
	0221	0583	0218	0060
	0358			
Novatronic	0060	0128	0397	
Oceanic	0590	0186	0423	0384
	0317	0231	0586	
Odeon	0287			
Okano	0393	0060	0287	0095
Omega	0287			
Onwa	0394	0625	0241	0456
	0604			
Opera	0060			
Optimus	0273	0189		
Optonica	0116			
Orbit	0060			
Orion	0202	0258	0317	0200
	0343	0378	0034	0060
	0032	0344	0387	0234
	0125	0466	0579	0287
	0435			
Orline	0060	0241		
Ormond	0408	0691		
Osaki	0095	0241	0055	0240
	0287	0516	0060	0435
	0295	0397	0234	
Osio	0060			
Oso	0241			
Osume	0180	0095	0059	0055
	0241			
Otto Versand	0033	0528	0059	0116
	0535	0060	0579	0218
	0372	0214	0384	0258
	0132	0317	0249	0270
	0326	0343	0240	
Pael	0239			
Palladium	0393	0060	0214	0528
	0033	0223	0441	0579
	0270	0350	0372	0110
	0575	0186	0240	0434
	0542			
Palsonic	0287	0435	0060	0240
	0400			
Panama	0032	0240	0287	0239
	0060	0270		
Panasonic	0249	0673	0273	0149
	0297	0237	0384	0260
	0390	0363	0539	0060
	0186	0571	0374	
Panavision	0060	0434		
Pathe				
Cinema	0186	0261	0239	0423
	0343	0315	0372	
Pathe				
Marconi	0228	0132	0219	0221
	0422	0260		
Pausa	0032			
Perdio	0095	0343	0186	0060
Perfekt	0060			
Pershin	0423			
Phase	0055			
Philco	0110	0107	0097	0441
	0270	0575	0186	0393
	0060	0168		
Philharmonic	0240			
Philips	0060	0579	0035	0214
	0066	0110	0216	0446
	0366	0397		
Phoenix	0060	0110	0343	0509
	0393	0408	0239	0575
	0186	0095		
Phonola	0060	0579	0035	0110
	0216	0239		
Pilot	0060	0579		
Pioneer	0189	0060	0446	0451
	0393	0366	0384	0132
Pionier	0393	0509		
Plantron	0060	0287	0032	
Playsonic	0240			
Poppy	0032			
Portland	0397			
Powerpoint	0510			
Prandoni-				
Prince	0270	0539	0384	0386
Precision	0240			
Prima	0055	0032	0287	
Prinz	0095	0080	0372	0217
Profex	0032	0186		
Profitronic	0060	0125		
Proline	0344	0095	0060	0035
	0648			
Prosonic	0060	0237	0239	0393
	0397	0602	0394	0691
Protech	0060	0240	0032	0270
	0372	0125	0287	0441
	0360	0691		
Proton	0201			
Provision	0522	0060		
Pye	0060	0397	0579	0035
	0110			
Pymi	0032			
Quadra				
Vision	0423			
Quasar	0270	0273		
Quelle	0060	0033	0034	0132
	0535	0372	0214	0384
	0055	0059	0240	0270
	0097	0107	0350	0329
	0093	0127	0128	0180
	0218	0223	0287	0313
	0691			
Questa	0059	0055		
R-Line	0060			
Radialva	0132	0241	0186	0060
Radiola	0060	0579	0035	
Radiomarelli	0110	0224	0539	0270
	0060			

RadioShack	0060	0055	0201				
Radiotone	0032	0060	0451	0393			
	0602	0441	0287	0435			
	0671						
Rank	0093						
RCA	0583	0648	0358	0116			
Realistic	0055	0201					
Recor	0060						
Rectilligne	0060						
Rediffusion	0224	0384	0374	0571			
	0059						
Redstar	0060						
Reflex	0060						
Revox	0060	0393					
Rex	0229	0386	0434	0270			
	0186	0282					
RFT	0110	0315	0393	0451			
	0095	0287					
Rhapsody	0239						
Roadstar	0032	0287	0241	0441			
	0060						
Robotron	0110						
Rodex	0060						
Roxy	0471						
Royal Lux	0393	0435					
Saba	0648	0110	0422	0186			
	0132	0539	0366	0384			
	0521	0219	0221	0358			
	0228	0571					
Sagem	0478	0633	0305				
Saisho	0258	0539	0200	0032			
	0034	0056	0240	0186			
	0287	0234	0377				
Salora	0313	0217	0372	0186			
	0379	0382	0384	0387			
	0539	0386	0571	0362			
Sambers	0539	0125					
Sampo	0055						
Samsung	0060	0579	0610	0032			
	0240	0201	0471	0393			
	0287	0239	0313	0055			
	0095	0231	0667				
Sandra	0239	0240					
Sanela	0261						
Sansui	0060	0394					
Santon	0032						
Sanyo	0231	0180	0315	0059			
	0034	0393	0362	0095			
	0239	0240	0127	0068			
	0608	0032	0186	0060			
	0578						
Save	0060						
SBR	0060	0579	0035				
Schaub							
Lorenz	0372	0571	0629				
Schneider	0060	0579	0035	0080			
	0326	0372	0542	0417			
	0359	0282	0366	0240			
	0270	0394	0241	0384			
	0186	0691	0671				
Scott	0201	0202					
Sears	0194	0201	0202				
SEG	0240	0287	0032	0270			
	0059	0125	0186	0060			
	0239	0691	0510				
SEI	0110	0125	0033	0575			
	0186	0539	0372	0317			
	0229	0060					
Seleco	0229	0386	0282	0186			
	0434						
Sencora	0032						
Sentra	0058	0241	0032				
Serie Dorada	0201						
Serino	0478	0633					
Sharp	0116	1116	0180	0059			
	0317	0676	0076	0117			
	0216						
Shorai	0317	0202					
Siam	0060						
Siarem	0575	0186	0110	0125			
Siemens	0214	0223	0218	0350			
	0351	0180	0055	0060			
Siera	0060	0579	0035				
Siesta	0393						
Silva	0239	0060					
Silver	0059	0060	0384	0202			
Singer	0110	0125	0270	0423			
	0458	0032	0060				
Sinudyne	0200	0110	0258	0125			
	0317	0575	0186	0384			
	0539	0372	0033	0229			
	0060						
Skantic	0379						
Sky	0060						
Sogera	0343						
Solavox	0055	0384	0095	0186			
	0571						
Sonawa	0241						
Sonitron	0231	0393	0362	0240			
Sonneclair	0060						
Sonoko	0060	0032	0287	0305			
	0240						
Sonolor	0231	0590	0186	0423			
	0528	0033	0571	0384			
Sontec	0060	0393	0317				
Sony	0528	0674	0033	0034			
	0059	0125	0097				
Sound & Vision	0125	0241	0397				
Soundesign	0201	0202					
Soundwave	0060	0343	0441	0055			
Spectra	0032						
Ssangyong	0055	0032					
Stag	0055						
Standard	0241	0032	0240	0343			
	0060	0397					
Starlite	0032	0575	0186	0060			
	0287						
Stenway	0305	0241					
Stern	0229	0282	0186	0386			
Strato	0060	0287	0032				
Sunkai	0317	0378	0344	0478			
	0241	0258	0060	0510			
Sunstar	0394	0060	0032	0602			
Sunwood	0060	0032					
Superla	0539	0239					
SuperTech	0032	0060	0239	0579			
	0241						
Supra	0397	0032					
Susumu	0358						
Sutron	0032						
Swissline	0270						
Sydney	0239	0240					
Symphonic	0194						
Sytong	0239						
Tactus	0295						

Tandberg	0390	0434	0132	0360	Transtec	0239
	0219	0384			Trident	0539 0240
Tandy	0241	0095	0240	0270	Tristar	0241 0216
	0116				Triumph	0200 0539 0369 0579
Tashiko	0059	0066	0240	0193		0060 0266
	0055	0239	0382	0186	Uher	0060 0080 0229 0343
Tatung	0095	0539	0240	0295		0326 0397 0441 0509
	0060	0034	0267			0393 0282
Teac	0060	0535	0478	0287	Ultra	0215
	0032	0194	0435	0372	Ultravox	0110 0125 0397 0270
	0201					0239 0575 0186 0060
TEC	0240	0032	0270	0494	Unic Line	0060 0496
	0358	0360	0282	0575	United	0060
Tech Line	0060	0691			Universum	0369 0128 0218 0496
Techica	0241					0384 0270 0515 0503
Technema	0343					0393 0223 0441 0034
Technics	0273					0535 0317 0059 0180
Tedelex	0240					0055 0093 0575 0186
Teiron	0032					0287 0127 0060 0434
Teknika	0202					0313 0097 0329 0350
Teleavia	0132	0219	0422	0228		0351 0033 0528 0372
Telecor	0060	0186	0241	0240		0240 0132 0360 0200
	0282	0417				0654 0691
Telefunken	0132	0521	0494	0422	Univox	0360 0110 0060 0186
	0097	0107	0124	0358		0261
	0285	0329	0096	0366	Vestel	0060 0575 0186 0240
	0219	0060	0509	0648	Vexa	0032 0060
Telefusions	0060				Victor	0076
Telegazi	0060	0186	0282	0241	Videologique	0239 0241 0240
	0287				VideoSystem	0060
Telemeister	0343	0060			Videotechnic	0239 0343 0240 0397
Telesonic	0060				Videoton	0379 0186
Telestar	0060				Vidikron	0125
Teletech	0032	0270	0360	0060	Vidtech	0059 0201
	0691				Viper	0360
Teleton	0240	0298	0229	0186	Visiola	0239
	0372	0282	0059		Vision	0060 0343
Televideon	0343	0575	0186	0239	Visorex	0455
Televiso	0423				Vistar	0229 0384
Temco	0317				Vortec	0060
Tempest	0032	0060			Voxson	0110 0060 0386 0441
Tennessee	0060				Waltham	0240 0379 0441 0408
Tensai	0127	0241	0060	0240		0060
	0317	0343	0032	0128	Watson	0060 0343 0186 0241
	0397	0394	0400	0270		0602 0542 0417 0032
Tenson	0343	0032				0691
Tevion	0542	0060	0671	0691	Watt Radio	0125 0372 0575 0186
Textet	0240	0397	0032			0239
Thomson	0422	0132	0494	0358	Wega	0059 0110 0060
	0219	0221	0228	0260	Wegavox	0032
	0366	0060	0583	0648	Weltblick	0060 0343
Thorn	0216	0096	0213	0261	Wharfedale	0060 0542
	0215	0097	0107	0522	White Wes-	
	0060	0127	0358	0535	tinghouse	0343 0239 0060 0360
	0382	0295	0397	0058	Winco	0435
TMK	0201				Windstar	0305
Tokai	0095	0060	0471	0360	Xrypton	0060
	0186	0240	0397	0032	Yamishi	0305 0478 0241 0060
Tokyo	0239	0058	0471			0240
Tomashi	0305	0241			Yokan	0060
Toshiba	0058	0531	0266	0059	Yoko	0240 0060 0241 0287
	0093	0125	0240			0032 0393 0362 0239
Towada	0372	0125	0240			0270
Toyoda	0032				Yorx	0241
Trakton	0287				Zanussi	0229 0386 0240
Trans					Zenor	0362
Continens	0240	0060				
Transonic	0060	0478	0610	0535		

## VCR

Adelsound	0027			
Adyson	0095			
Aiwa	0330	0023	0064	0371
	0375	0060		
Akai	0129	0338	0064	0043
	0375	0263		
Akiba	0095			
Akura	0095	0064		
Alba	0301	0095	0356	0357
	0375	0043	0023	0338
	0371			
Allorgan	0263			
Allstar	0104			
Ambassador	0043			
Amstrad	0023	0348	0301	0095
Anitech	0095			
Ansonic	0027			
Aristona	0104			
ASA	0060	0104		
Asuka	0095	0060	0104	0023
	0061			
Audiosonic	0301			
Audioton	0043			
AWA	0098	0060	0301	0066
Baird	0129	0301	0127	0130
	0064	0023		
Bang & Olufsen	0036	0522		
Basic Line	0301	0043	0095	
Bestar	0301	0043		
Black Panther	0301			
Blaupunkt	0249	0104	0177	0250
	0185	0029	0218	0026
	0057			
Blue Sky	0060	0371	0095	0375
Bondstec	0043	0095		
Bosch	0177			
Brandt	0064	0229	0343	0344
	0516			
Brinkmann	0371			
Bush	0095	0301	0338	0356
	0357	0375	0316	0023
	0371			
Carena	0104			
Carrefour	0068			
Casio	0023			
Cathay	0301			
Catron	0043			
CGE	0064	0023		
Cimline	0095			
Clatronic	0043	0095		
Combitech	0375			
Condor	0043	0301		
Crown	0301	0095	0043	
Daewoo	0301	0043	0068	0375
Dansai	0095	0301		
Daytron	0301			
de Graaf	0065	0189	0104	0127
	0071	0069		
Decca	0023	0064	0104	0031
	0090	0371		
Deitron	0301			
Denko	0095			
Diamant	0060			
Dual	0064	0104	0301	0023
Dumont	0023	0104	0127	
Elbe	0301	0061		
Elcatech	0095			
Elin	0263			
Elsay	0095			
Elta	0095	0301		
Emerson	0095	0068		
ESC	0301	0263	0043	
Etzuko	0095			
Europhon	0043			
Fenner	0043			
Ferguson	0130	0064	0343	0344
	0516	0023	0301	
Fidelity	0023	0095	0348	0263
Finlandia	0127	0104	0065	0189
	0023	0071		
Finlux	0023	0104	0127	0065
Firstline	0095	0371	0066	0060
	0068	0065	0316	0301
Fisher	0070	0127	0069	0061
	0043			
Frontech	0043			
Fujitsu	0023			
Funai	0023			
Galaxi	0023			
GBC	0043			
GEC	0104			
General	0043			
General Technic	0371			
Genexxa	0127			
Goldhand	0095			
GoldStar	0060	0023		
Goodmans	0023	0095	0263	0301
	0085	0060	0043	0366
	0104	0371	0316	
Gradiente	0031			
Graetz	0064	0127	0263	
Granada	0127	0069	0071	0104
	0029	0263	0060	0249
	0065	0023		
Grandin	0095	0060	0043	0023
	0301			
Grundig	0030	0218	0104	0370
	0249	0026	0029	0343
	0371			
Hanimex	0375			
Hanseatic	0060	0301	0104	
Hantor	0043			
Harwood	0095			
HCM	0095			
Hinari	0027	0095	0316	0375
	0064	0366	0301	
Hisawa	0375			
Hitachi	0065	0189	0064	0023
	0263	0104	0027	0127
Hornyphone	0104			
Hypson	0095	0301	0375	
Impego	0043			
Imperial	0023	0263		
Ingersoll	0027	0263		
Inno Hit	0043	0263	0301	0095
Interbuy	0060	0095		
Interfunk	0104	0127		
Internal	0301			
International	0301			
Intervision	0023	0301	0060	0371
Irradio	0095	0060	0104	

ITT	0129	0064	0069	0407	Osume	0316
	0127	0263			Otake	0356 0357
ITT Nokia	0071				Otto Versand	0104
ITV	0301	0060	0043		Palladium	0095 0338 0060 0064
JVC	0064	0090	0031	0229		0029 0027 0263
	0230	0407			Palsonic	0095 0023
Kaisui	0095				Panasonic	1185 0185 0477 0249
Karcher	0301					0250 0482
Kendo	0129	0338	0371	0095	Pathe	
	0060				Cinema	0027 0066
Kenwood	0064	0061			Pathe	
Kimari	0070				Marconi	0064
Kneissel	0375	0371	0060		Perdio	0023
Korpel	0095				Philco	0061 0095
Kuba	0070				Philips	0104 0029
Kuwa	0249				Phonola	0104
Kyoto	0095				Pioneer	0090 0104 0065
Leyco	0095				Portland	0043 0301
LG	0060	0023	0301		Prinz	0023
Lifetec	0371				Profitronic	0104 0263
Loewe	0104	0029	0060	0027	Proline	0023 0316 0343 0344
	1185	0185	0477		Prosco	0301
Logik	0027	0263	0095	0129	Prosonic	0301 0023
Lumatron	0301				Protech	0104
Luxor	0129	0069	0066	0095	Provision	0301
	0085	0127	0070	0071	Pye	0104
Magnavox	0104				Quelle	0029 0104
Manesth	0095	0068	0104		Radialva	0060 0095 0104 0071
Marantz	0104	0061	0029	0085	Radiola	0104
	0026				Rank	0064
Mark	0301	0043			Rex	0064 0407
Matsui	0027	0371	0060	0263	RFT	0043 0095
	0375	0023			Roadstar	0263 0095 0060 0301
Mediator	0104				Royal	0095
Medion	0371	0375			Saba	0064 0229 0230 0343
Melectronic	0023	0060	0061			0344 0407 0517 0085
Memorex	0127	0023	0069	0060		0301
	0071	0070			Saisho	0027 0371
Memphis	0095				Salora	0069 0066 0129 0127
Metz	0218	0370	0104	1185	Samsung	0263 0455
	0185	0477	0249	0250	Samurai	0043
	0482	0029	0026		Sansui	0064 0090 0129 0095
Micormay	0371					0371
Migros	0023				Sanwa	0027
Minerva	0218				Sanyo	0127 0069 0070 0071
Mitsubishi	0066	0090	0098	0104		0090
Multitech	0023	0095	0043	0127	Saville	0375 0301 0263
Murphy	0023				SBR	0104
NAD	0127				Scan Sonic	0263
National	0249	0185			Schaub	
NEC	0064	0061	0090	0127	Lorenz	0064 0127 0023 0129
	0060					0338
Neckermann	0064	0029	0104		Schneider	0095 0023 0060 0104
Nesco	0095	0023	0375			0301 0263
Nikkai	0043	0095	0301		Seaway	0301
Nokia	0127	0129	0338	0064	SEG	0095 0263 0301 0098
	0301	0069	0263	0071	Sei-Sinudyne	0027 0104
	0065	0104			Seleco	0064 0031 0407 0043
Nordmende	0064	0407	0343	0344		0060
	0230	0517	0551	0090	Semivox	0068
	0516				Sentra	0095 0043 0316
Oceanic	0023	0071	0129	0104	Setron	0095
	0127	0064	0069		Sharp	0071 0085 0060
Okano	0338	0371	0095	0301	Shintom	0095 0127
Orion	0027	0375	0366	0371	Shivaki	0060
	0356	0357			Shorai	0027
Orson	0023				Siemens	0218 0029 0060 0127
Osaki	0023	0060	0095			0030 0104 0026

# Guarantee

UNIVERSAL ELECTRONICS INC. warrants to the original purchaser that this product will be free from defects in materials and workmanship under normal use for a period of one (1) year from the date of the original purchase. Product will be replaced free of charge if it has been proven to be defective within the one (1) year period when said product is returned at customer expense within the warranty period. THIS WARRANTY DOES NOT COVER ANY EXPENSES INCURRED IN THE REMOVAL AND REINSTALLATION OF THIS PRODUCT.

This warranty does not cover damage or failures caused by products or services not supplied by TOTAL CONTROL, or which result from accident, misuse, abuse, neglect, mishandling, misapplication, faulty installation, set-up adjustment, improper maintenance, alteration, maladjustment of consumer controls, modifications, commercial use, fire, water, lightning or other acts of God. This warranty does not cover cartons, carrying cases, batteries, broken or marred cabinets, or any other items used in connection with the product.

There are no express warranties except as listed above. TOTAL CONTROL SHALL NOT BE LIABLE FOR INCIDENTAL OR CONSEQUENTIAL DAMAGES RESULTING FROM THE USE OF THIS PRODUCT OR ARISING OUT OF ANY BREACH OF WARRANTY. ALL EXPRESS AND IMPLIED WARRANTIES, INCLUDING THE WARRANTIES OF MERCHANTABILITY AND FITNESS FOR A PARTICULAR PURPOSE, ARE LIMITED TO THE WARRANTY PERIOD SET FORTH ABOVE. Some countries do not allow the exclusion or limitation of incidental or consequential damages, or limitation on how long an implied warranty lasts, so the above exclusions or limitations may not apply to you. This warranty gives you specific legal rights and you may also have other rights which vary from country to country.

To obtain warranty service during the warranty period, please carefully pack the product and send it prepaid and adequately insured to the address below, together with your purchase receipt or other proof of the date of original purchase.

#### **In Australia:**

Crest Electronics  
Importers & National Distributors  
7 Prosperity Place  
P.O. Box 184  
Geebung - Brisbane  
4034 Queensland

#### **IMPORTANT:**

**IF THE UNIT IS RETURNED WITHIN THE WARRANTY PERIOD, YOU MUST INCLUDE YOUR PURCHASE RECEIPT** so that we may establish your eligibility for service and can replace your unit without cost. It would be helpful if you included a note detailing the problem. **IF THE UNIT IS RETURNED FOR SERVICE OUTSIDE THE WARRANTY PERIOD**, please include a cheque to cover the cost of replacement, handling and return postage. (Prices may differ per model.)

NOTHING IN THIS GUARANTEE AFFECTS YOUR STATUTORY RIGHTS.

---

TOTAL CONTROL is a trademark of Crest Electronics.

Copyright 2000 by Universal Electronics Inc. All rights are reserved. No part of this publication may be reproduced, transmitted, transcribed, stored in any retrieval system, or translated to any language or computer language, in any form or by any means, electronic, mechanical, or otherwise, without the prior written permission of Universal Electronics Inc.

701912

URC-4130



Printed on Recycled Paper

0801

## Free Manuals Download Website

<http://myh66.com>

<http://usermanuals.us>

<http://www.somanuals.com>

<http://www.4manuals.cc>

<http://www.manual-lib.com>

<http://www.404manual.com>

<http://www.luxmanual.com>

<http://aubethermostatmanual.com>

Golf course search by state

<http://golfingnear.com>

Email search by domain

<http://emailbydomain.com>

Auto manuals search

<http://auto.somanuals.com>

TV manuals search

<http://tv.somanuals.com>