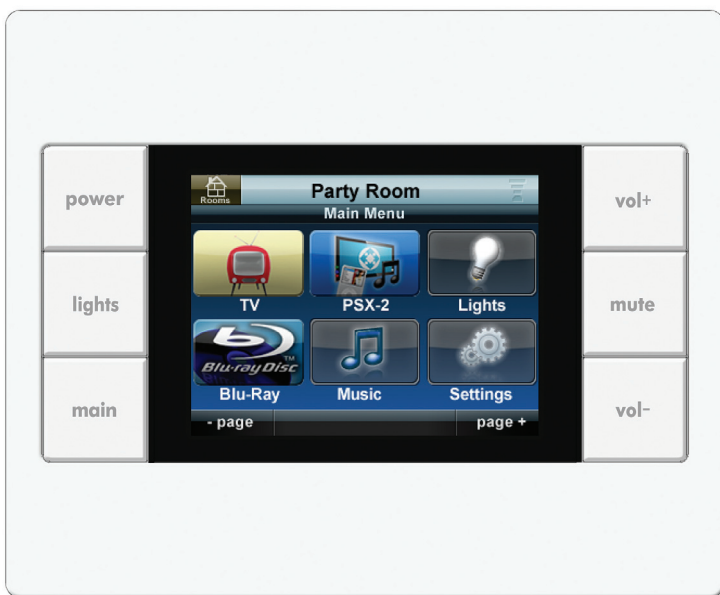


# TKP-2000 Network Keypad

## Owner's Manual



*TKP-2000 Installation Manual ©2011 Universal Remote Control, Inc.*

*The information in this manual is copyright protected. No part of this manual may be copied or reproduced in any form without prior written consent from Universal Remote Control, Inc.*

**UNIVERSAL REMOTE CONTROL, INC. SHALL NOT BE LIABLE FOR OPERATIONAL, TECHNICAL OR EDITORIAL ERRORS/OMISSIONS MADE IN THIS MANUAL.**

*The information in this manual may be subject to change without prior notice.*

*All other brand or product names are trademarks or registered trademarks of their respective companies or organizations.*



*Universal Remote Control, Inc.  
500 Mamaroneck Avenue, Harrison, NY 10528  
Phone: (914) 835-4484 Fax: (914) 835-4532*

## TABLE OF CONTENTS

Congratulations!	1
Features and Benefits	2
Parts List	2
TKP-2000 Product Description	3
Displaying the Settings Screen	4
Adjusting Sleep Settings	4
Button Light Settings	4
Setting Date and Time	4
Sound	5
Adjusting Brightness	5
System	5
Network	5
Factory Default	6
Exit	6
Frequently Asked Questions	7
Specifications	7
USA Limited Warranty Statement	8
Federal Communication Commission Interference Statement	10
Regulatory Information to the user	11

## Congratulations!

---

You've purchased a unique synthesis of hardware and software engineering, the Total Control TKP-2000 Network Keypad. The TKP-2000 achieves a magnificent combination of power and flexibility by simplifying and automating the operation of even the most complex systems.

The TKP-2000 has the ability to control audio video components, energy management devices, multi-zone matrixes, PCs, iPods and whole house URC Lighting. It communicates over IP to the Total Control MRX-10 Network System Controller.

The MRX-10 "Controller" is required to make the TKP-2000 work. The combination of the TKP-2000 and MRX-10 create a robust and powerful system to control the Total Control product line and your home theatre equipment.

## Features and Benefits

---

### **2-Way IP Home Theater AVRS**

Now with the unique URC 2-Way database, you can control your multizone audio video receivers over your home network via the MRX-10 Network System Controller.

### **2-Way IP Control of Media on PCs and iPods**

The high speed of the LAN enables the TKP-2000 to display lists of artists, albums or songs and to display the cover art of the selected album on the Now Playing screen of the remote control from the PSX-2 Personal Server or from a Mac or PC.

### **Backlit Color LCD screen**

The TKP-2000 has a programmable 3.5" color touch screen. When any button is pressed, the color LCD screen as well as the remote buttons, will light up.

### **User Configurable Internet RSS for News, Sports, Stocks and Weather**

The well known URC modules for News, Sports, Weather and Stocks are all available updated to the TKP-2000 screen and of course, are completely user set.

### **No batteries to replace...Ever!**

The TKP-2000 is powered over the ethernet cable it's connected to, so you never have to worry about replacing batteries.

## Parts List

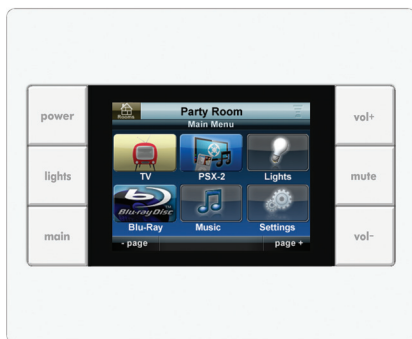
---

The TKP-2000 Network Keypad includes:

- 1 - TKP-2000 Network Base Station
- 1 - Owner's Manual
- 4 - Screws for mounting to a wall box

## TKP-2000 Product Description

The TKP-2000 consists of a 3.5" color touchscreen and 6 customizable buttons. Your whole house custom installer can request custom buttons specific to your Total Control setup.




*Power:* Turn on your Total Control setup by pressing the Power button.

*Lights:* Press to control URC Lighting throughout your home.

*Main:* Press to view the main screen and control the Total Control setup.

*Vol+, Vol- and Mute:* Easily adjust the volume settings for any zone.



*LAN port:* This is connected by your whole house custom installer to your home network via Ethernet cable to a PoE (Power over Ethernet) switch.

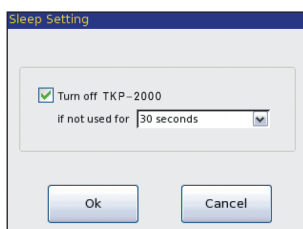
## Displaying the Settings Screen

You can adjust the settings of the TKP-2000 whenever you like by pressing and holding both the MAIN and MUTE buttons for five seconds. When you do, the screen will change to the SETTINGS screen. If you do not press any button on the SETTINGS screen within 1 minute, the TKP-2000 will time out and automatically return to normal operation.



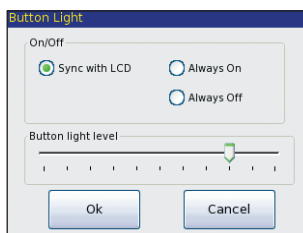
## Adjusting Sleep Settings

Conserve energy by configuring the keypad to fall asleep after a specified amount of time. Select a time from the drop down list.



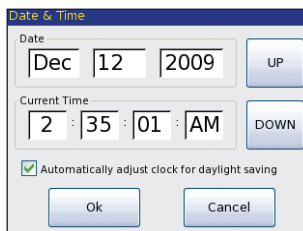
## Button Light Settings

Conserve energy by opting to turn off the LED lighting behind the buttons.



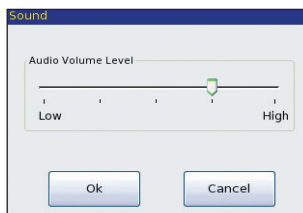
## Setting Date and Time

Your TKP-2000 may have been programmed to display the date or time on the touch screen. If you need to, you can adjust the time displayed by changing the settings on this screen. If you live in a part of the country that uses daylight savings time, check the box next to: "Automatically adjust clock for daylight saving".



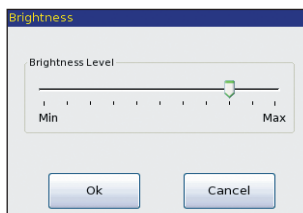
## Sound

Your TKP-2000 may have been programmed to make sounds. This is optional, and some professional installers may prefer to keep it silent. However, you can adjust the volume to any level you like by touching and dragging the volume control here.



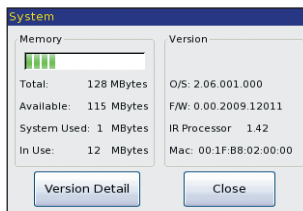
## Adjusting Brightness

Simply touch and drag the brightness slider to the desired level.



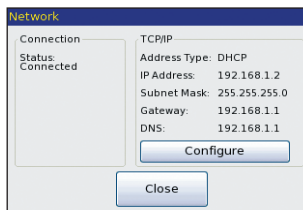
## System

The System Information screen displays data about your TKP-2000's operating system, memory etc.



## Network

The Network screen displays network information about your TKP-2000 and the network it is connect to.

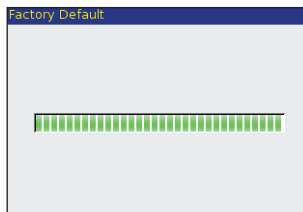




## Factory Default

---

WARNING! Only use this button when instructed to by Technical Support. It resets the memory of the TKP-2000 to the factory condition. All your programming will be lost!



## Exit

---

When you have finished adjusting Settings, simply tap the EXIT button to return to normal operation.

## Frequently Asked Questions

---

### **How do I update the firmware?**

Periodically there will be firmware updates for the TKP-2000. As the TKP-2000 is connected to your home network, your installer has the ability to update the firmware via Off-Site programming.

### **How do I reset a TKP-2000?**

Remove the front cover of the TKP-2000. Use a pen or pointy device to depress the button and reset the unit.

### **How do I erase a TKP-2000?**

Press and hold Main + Mute for 3 seconds then select the Factory Default button.

## Specifications

---

**Microprocessor:** 190MHz RISC

**Memory:** 128MB Flash

**Devices:** Supports up to 255 Devices

**Pages:** Supports up to 255 Pages on each Device

**Macro Capability:** Up to 255 steps

**Network:** One 10/100 Ethernet port (PoE)

**LCD :** 3.5 inch (320x240 )

**Weight:** 9.84 oz

**Size:** 5.75" x 4.7" x 1.8"

**Power :** Standard PoE Injector or PoE Switch (Purchased separately)

## USA Limited Warranty Statement

---

Your Universal Remote Control, when delivered to you in new condition, is warranted against defects in materials or workmanship as follows: **UNIVERSAL REMOTE CONTROL, INC.** warrants this product against defects in material or workmanship for a period of one (1) year and as set forth below. Universal Remote Control will, at its sole option, repair the product using new or comparable rebuilt parts, or exchange the product for a comparable new or rebuilt product. **In the event of a defect, these are your exclusive remedies.**

This Limited Warranty covers only the hardware components packaged with the Product. It does not cover technical assistance for hardware or software usage and it does not cover any software products whether or not contained in the Product; any such software is provided "AS IS" unless expressly provided for in any enclosed software Limited Warranty.

To obtain warranty service, you must deliver the product, freight prepaid, in its original packaging or packaging affording adequate protection to Universal Remote Control at the address provided in the Owner's Manual. **It is your responsibility to backup any macro programming, artwork, software or other materials that may have been programmed into your unit. It is likely that such data, software, or other materials will be lost during service and Universal Remote Control will not be responsible for any such damage or loss.** A dated purchase receipt, Bill of Sale, Installation Contract or other verifiable Proof of Purchase is required. For product support and other important information visit Universal Remote Control's website: <http://www.UniversalRemote.com> or call the Customer Service Center (914) 835-4484.

This Limited Warranty only covers product issues caused by defects in material or workmanship during ordinary consumer use. It does not cover product issues caused by any other reason, including but not limited to product issues due to commercial use, acts of God, third-party installation, misuse, limitations of technology, or modification of or to any part of the Universal Remote Control product. This Limited Warranty does not cover Universal Remote Control products sold as USED, AS IS, REFURBISHED, so-called "B STOCK" or consumables (such as batteries). This Limited Warranty is invalid if the factory-applied serial number has been altered or removed from the product. This Limited Warranty is valid only in the United States of America. **This Limited Warranty specifically excludes products sold by unauthorized resellers.**

## LIMITATION OF REMEDIES

UNIVERSAL REMOTE CONTROL SHALL NOT BE LIABLE FOR ANY INCIDENTAL OR CONSEQUENTIAL DAMAGES FOR BREACH OF ANY EXPRESS OR IMPLIED WARRANTY OR CONDITION ON THIS PRODUCT. IN NO EVENT SHALL UNIVERSAL REMOTE CONTROL BE LIABLE, WHETHER IN CONTRACT OR IN TORT (INCLUDING NEGLIGENCE) FOR DAMAGES IN EXCESS OF THE PURCHASE PRICE OF THE PRODUCT, ACCESSORY OR SOFTWARE, OR FOR ANY INDIRECT, INCIDENTAL, SPECIAL OR CONSEQUENTIAL DAMAGES OF ANY KIND, OR LOSS OF REVENUE OR PROFITS, LOSS OF BUSINESS, LOSS OF INFORMATION OR DATA, SOFTWARE OR APPLICATIONS OR OTHER FINANCIAL LOSS ARISING OUT OF OR IN CONNECTION WITH THE ABILITY OR INABILITY TO USE THE PRODUCTS, ACCESSORIES OR SOFTWARE TO THE FULL EXTENT THESE DAMAGES MAY BE DISCLAIMED BY LAW.

EXCEPT TO THE EXTENT PROHIBITED BY APPLICABLE LAW, THERE IS NO OTHER WARRANTY EXPRESSED OR IMPLIED. UNIVERSAL REMOTE CONTROL WILL NOT BE HELD RESPONSIBLE FOR STATEMENTS MADE BY OTHERS CONCERNING THE MERCHANTABILITY OR FITNESS FOR A PARTICULAR PURPOSE ON THIS PRODUCT. Some states or jurisdictions do not allow the exclusion or limitation of incidental or consequential damages, or allow limitations on how long an implied warranty lasts, so the above limitations or exclusions may not apply to you. This Limited Warranty gives you specific legal rights and you may have other rights which vary from state to state or jurisdiction to jurisdiction.

REV020708

## Federal Communication Commission Interference Statement

---

This equipment has been tested and found to comply with the limits for a Class B digital device, pursuant to part 15 of the FCC Rules. These limits are designed to provide reasonable protection against harmful interference in a residential installation. This equipment generates, uses and can radiate radio frequency energy and, if not installed and used in accordance with the instructions, may cause harmful interference to radio communications. However, there is no guarantee that interference will not occur in a particular installation. If this equipment does cause harmful interference to radio or television reception, which can be determined by turning the equipment off and on, the user is encouraged to try to correct the interference by one more of the following measures:

- ◆ Reorient or relocate the receiving antenna.
- ◆ Increase the separation between the equipment and receiver.
- ◆ Connect the equipment into an outlet on a circuit different from that to which the receiver is connected.
- ◆ Consult the dealer or an experienced radio/TV technician for help.

### **Warning!**

Changes or modifications not expressly approved by the manufacturer could void the user's authority to operate the equipment.

Note : The manufacturer is not responsible for any Radio or TV interference caused by unauthorized modifications to this equipment. Such modifications could void the user's authority to operate the equipment.

### **FCC Caution**

This device complies with Part 15 of the FCC Rules. Operation is subject to the following two conditions: (1) this device may not cause harmful interference, and (2) this device must accept any interference received, including interference that may cause undesired operation.

Any changes or modifications not expressly approved by the party responsible for compliance could void the authority to operate equipment.

## Regulatory Information to the user

---

### ■ CE conformity Notice

Products with "CE" marking comply EMC Directive 2004/108/EC issued by the commission of the European Community.


#### 1) EMC Directive

- Emission : EN 55022
- Immunity : EN 55024
- Power : EN-61000-3-2, 3

### ■ Declaration of Conformity

"Hereby, Universal Remote Control Inc. declares that this TKP-2000 is in compliance with the Essential requirements and other relevant provisions of EMC Directive 2004/108/EC."



Certification	CE
Type No.(Model No.)	TKP-2000
Batch/Serial No.	-
Power Rating	48.0V  , 0.32A

## Declaration of Conformity

Company Name : Universal Remote Control Inc.  
 Company Address : 500Mamaroneck Avenue, Harrison, NY 10528, U.S.A  
[www.universalremote.com](http://www.universalremote.com)  
 Contact Information : Phone: (914)835-4484 Fax: (914)835-4532  
 Brand Name : UNIVERSAL remote control  
 Product Name : Network Key pad  
 Model Name : TKP-2000

This product herewith complies with the requirements of EMC Directive (2004/108/EC) issued by the Commission of the European Community

Compliance with these directives implies conformity to the following European Community

- EMC Directive
  - EN 55022
  - EN 55024
  - EN 61000-3-2
  - EN 61000-3-3

List of test reports and/or certificate verified compliance with the standards above

- EMC Directive
  - Report No.
  - Test ing Labora tory : Gumi College EMC Center

Date of issue : \_\_\_\_\_ April 30, 2011 \_\_\_\_\_

Name and signature of authorized person : \_\_\_\_\_ James Novak \_\_\_\_\_  
 Senior Product Manager  
 Universal Remote Control Inc.













*500 Mamaroneck Avenue, Harrison, NY 10528*  
*Phone: (914) 835-4484 Fax: (914) 835-4532*  
[www.universalremote.com](http://www.universalremote.com)

## Free Manuals Download Website

<http://myh66.com>

<http://usermanuals.us>

<http://www.somanuals.com>

<http://www.4manuals.cc>

<http://www.manual-lib.com>

<http://www.404manual.com>

<http://www.luxmanual.com>

<http://aubethermostatmanual.com>

Golf course search by state

<http://golfingnear.com>

Email search by domain

<http://emailbydomain.com>

Auto manuals search

<http://auto.somanuals.com>

TV manuals search

<http://tv.somanuals.com>