



Sport Lantern



USER'S MANUAL & WARRANTY INFORMATION

IMPORTANT SAFETY INFORMATION, SAVE THESE INSTRUCTIONS

TO REDUCE THE RISK OF INJURY, USER MUST READ AND UNDERSTAND THIS INSTRUCTIONAL MANUAL. THIS MANUAL CONTAINS IMPORTANT INFORMATION REGARDING THE OPERATION AND WARRANTY OF THIS PRODUCT. PLEASE RETAIN FOR FUTURE REFERENCE.

4140 S.W. 30th Ave., Ft. Lauderdale, FL 33312
Toll Free: (866) 584-5504

www.vectormfg.com

ONE YEAR LIMITED WARRANTY PROGRAM

This limited warranty program is the only one that applies to this product, and it sets forth all the responsibilities of Vector Products, Inc., regarding this product. There is no other warranty, other than those described herein. Any implied warranty of merchantability or fitness for a particular purpose on this product is limited in duration to the duration of this warranty.

This Vector Products, Inc. product is warranted, to the original purchaser only, to be free of defects in materials and workmanship for one year from the date of purchase without additional charge. The warranty does not extend to subsequent purchasers or users. Manufacturer will not be responsible for any amount of damage in excess of the retail purchase price of the product under any circumstances. Incidental and consequential damages are specifically excluded from coverage under this warranty.

This product is not intended for commercial use. This warranty does not apply to damage to units from misuse or incorrect installation/connection. Misuse includes wiring or connecting to improper polarity power sources.

RETURN/REPAIR POLICY: Defective products may be returned to manufacturer. Any defective product that is returned to manufacturer within 30 days of the date of purchase will be replaced free of charge. If such a product is returned more than 30 days but less than one year from the purchase date, manufacturer will repair the unit or, at its option, replace it, free of charge.

If the unit is repaired, new or reconditioned replacement parts may be used, at manufacturer's option. A unit may be replaced with a new or reconditioned unit of the same or comparable design. The repaired or replaced unit will then be warranted under the terms of the remainder of the warranty period. The customer is responsible for the shipping charges on all returned items. During the warranty period, manufacturer will be responsible for the return shipping charges to the customer in the United States.

LIMITATIONS: This warranty does not cover accessories, such as charging adapters, bulbs, fuses and batteries, damage or defects resulting from normal wear and tear (including chips, scratches, abrasions, discoloration or fading due to usage or exposure to sunlight), accidents, damage during shipping to our service facility, alterations, unauthorized use or repair, neglect, misuse, abuse, failure to follow instructions for care and maintenance, fire, flood and Acts of God.

If your problem is not covered by this warranty, call our Technical Support Department at (954) 584-4446 or toll free at (866) 584-5504 for general repair information and charges if applicable. You may also contact us through our website at www.vectormfg.com.

STATE LAW RIGHTS: This warranty gives you specific legal rights. Some states do not allow limitations on how long an implied warranty lasts or the exclusion or limitation of incidental or consequential damages, so the exclusions or limitations stated herein may not apply. This warranty gives the purchaser specific legal rights; other rights, which vary from state to state, may apply.

TO REQUEST WARRANTY SERVICE FOR THIS PRODUCT: Contact Technical Support by telephone, fax or mail (see below). We suggest that you keep the original packaging in case you need to ship the unit. When returning a product, include your name, address, phone number, dated sales receipt (or copy) and a description of the reason for return and product serial number. After repairing or replacing the unit, we will make every effort to return it to you within four weeks.

WARRANTY ACTIVATION: Please complete Warranty Activation Card and mail to Vector Products, Inc.. Enter "VEC1197" as Model and "Sport Lantern" as Product Type. All Vector products must be registered within 30 days of purchase to activate this warranty. Mail the completed registration form, along with a copy of the original sales receipt, to:

ATTN.: CUSTOMER SERVICE
4140 SW 30th Ave., Ft. Lauderdale, FL 33312
• TOLL FREE: (866) 584-5504 • FAX: (954) 584-5556 •

WARRANTY IS NON-TRANSFERABLE.

BD042506

IMPORTANT SAFETY INSTRUCTIONS

WARNINGS

- **To reduce the risk of fire or electrical shock, do not expose this unit to rain or moisture; and never submerge this unit in water or any other liquid.**
- **Other than the dry cell batteries and the 9 watt compact fluorescent (CFL) bulb, there are no user-replaceable parts. Do not disassemble the main body of the unit.**
- **DO NOT operate any of the unit's features unless the unit is fully assembled.**
- **NEVER attempt to operate the Lantern without both the bulb and housing in place; and only replace the bulb with a new 9 watt CFL bulb.**
- **When replacing the "C" dry cell batteries:**
DO NOT mix old and new batteries.
DO NOT mix alkaline, standard (carbon-zinc) and rechargeable (nickel cadmium) batteries.
Manufacturer strongly recommends using alkaline dry cell batteries, not carbon-zinc batteries, in this unit.
Always insert batteries correctly with regard to polarity (+ and -) marked on the battery and the equipment.
Remove dead batteries immediately and dispose of per local codes.
- **DO NOT dispose of batteries in fire, as this may result in an explosion.**
- **Keep batteries out of the reach of children.**
- **Never insert foreign objects in the unit's ventilation holes as this can short circuit parts, resulting in fire or electrical shock.**
- **Do not look directly at the lighted lamp.**

CAUTIONS

- DO NOT expose this Lantern to extremely high temperatures.
- NEVER submerge this unit in water or any other liquids. Do not use when wet.
- Make sure all features are turned OFF before installing dry cell batteries.
- Remove batteries if the unit will not be used for several months.
- Do not use any accessory not recommended or provided by the manufacturer.
- Check unit periodically and discontinue use if parts are found to be damaged or defective. If defective or worn parts are found, contact Vector's Customer Service department toll-free (866) 584-5504.
- Follow all warnings, cautions, and instructions marked on this unit.
- Keep unit out of reach of children (whether stored or in use).

PLEASE READ THIS USER'S MANUAL BEFORE USING THIS UNIT.

SAVE THESE INSTRUCTIONS

INTRODUCTION

Thank you for purchasing the **VEC1197 Sport Lantern**. Please read this guide carefully before use to ensure optimum performance and to avoid damage to the unit.

FEATURES

- Powerful fluorescent lantern
- Ultra bright 6 LED Auxiliary Light
- Powered by nine (9) "C" dry cell batteries (not included)
- Fold-away Handle/Hanging Hook
- Protective cage

Control and Function Guide



POWER SUPPLY

The unit is powered by 9 "C" dry cell batteries (not supplied).

Turn the knob (counterclockwise) on the front of the Removable Dry Cell Battery Pack to open, then insert the batteries prior to use.

Note: *Manufacturer strongly recommends using alkaline dry cell batteries in this unit.*

CAUTIONS

- When replacing the "C" dry cell batteries: DO NOT mix old and new batteries. DO NOT mix alkaline, standard (carbon-zinc) and rechargeable (nickel cadmium) batteries. Always insert batteries correctly with regard to polarity (+ and -), marked on the battery and the equipment. Remove dead batteries immediately and dispose of per local codes
- DO NOT dispose of batteries in fire, as this may result in an explosion.
- Keep batteries out of the reach of children.

OPERATING THE LANTERN

The Lantern is controlled by the Lantern ON/OFF Switch on the front of the unit (see the "Control and Function Guide" on page 1).

OPERATING THE 6 LED AUXILIARY LIGHT

The 6 LED Auxiliary Light in the lantern base is controlled by the LED Light ON/OFF Pushbutton on the front of the unit. (See the "Control and Function Guide" on page 1.)

CARE AND MAINTENANCE

Cleaning

Over time, dust or fingerprints may accumulate on the Lantern glass. Clean with a soft, clean, oil-free cloth moistened with household window cleaner. Do not use alcohol based cleaners on plastic surfaces. This will eventually cause surface clouding.

Note: Never submerge this unit in water or any other liquid.

Replacement Parts

Check unit periodically and discontinue use if parts or accessories are found to be damaged or defective. To replace worn or defective parts, contact Vector Customer Service toll-free at (866) 584-5504.

Bulb Replacement

1. Unscrew the top of the Lantern (screws are on the underside of the top lip of the Lantern). Refer to Figure 1 below.
2. Remove the bulb assembly. Refer to Figure 2 below.
3. Locate the metal spring in the top of the lamp. Refer to Figure 3 below.
4. Grasp the metal spring and the lamp base to remove the bulb. Refer to Figure 4 below.
5. Replace the bulb with a new 9 watt CFL bulb and re-assemble.

FIGURE 1

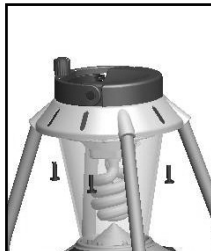


FIGURE 2



FIGURE 3





FIGURE 4



⚠ WARNINGS

DO NOT operate any of the unit's features unless the unit is fully assembled.

NEVER attempt to operate the Lantern without both the bulb and housing in place; and only replace the bulb with a new 9 watt CFL bulb.

⚠ CAUTIONS

NEVER grasp the glass bulb directly. It can shatter.

DO NOT TWIST to remove the bulb; it pulls straight out of the socket.

Optional Removable Rechargeable Battery Pack (Not Supplied)

A **Removable, Rechargeable Battery Pack (VEC1198BAT)** that installs directly into the unit's Battery Compartment (in place of the Dry Cell Battery Pack) is available for purchase separately. Contact Vector Customer Service toll-free, at (866) 584-5504 to order this part.

Free Manuals Download Website

<http://myh66.com>

<http://usermanuals.us>

<http://www.somanuals.com>

<http://www.4manuals.cc>

<http://www.manual-lib.com>

<http://www.404manual.com>

<http://www.luxmanual.com>

<http://aubethermostatmanual.com>

Golf course search by state

<http://golfingnear.com>

Email search by domain

<http://emailbydomain.com>

Auto manuals search

<http://auto.somanuals.com>

TV manuals search

<http://tv.somanuals.com>