



## INSTALLATION GUIDE FOR THE VOPEX-SV-2-LC

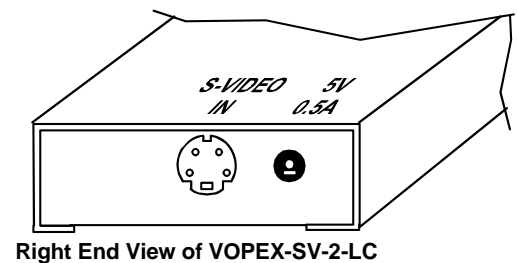
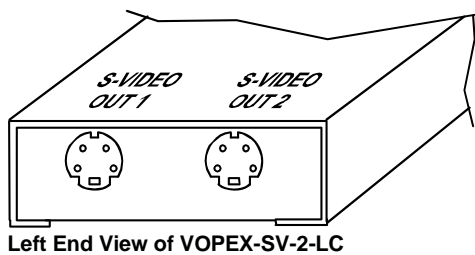
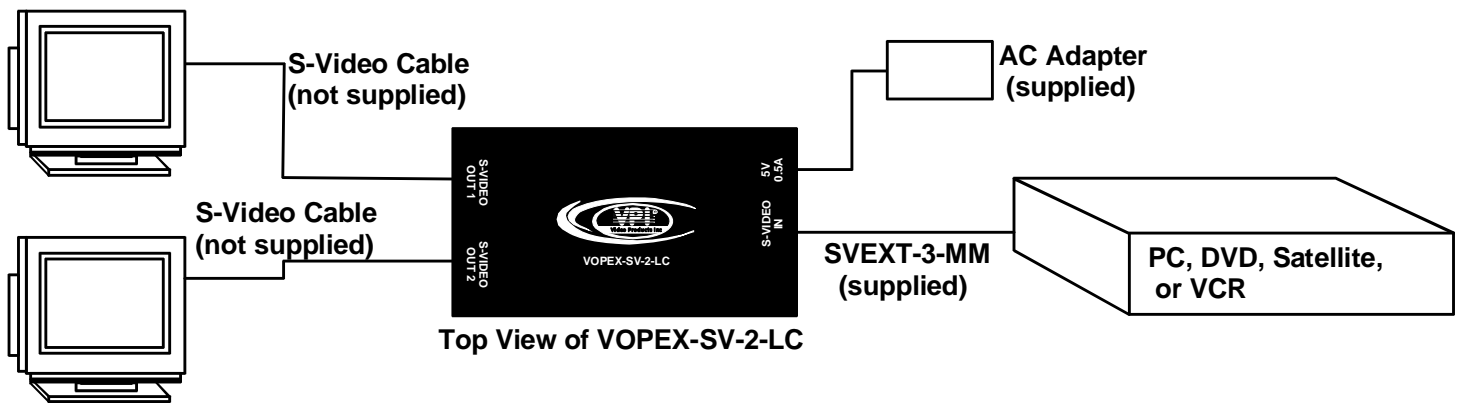
### INTRODUCTION

The VOPEX-SV-2-LC S-Video Splitter allows two S-Video displays to be driven from the same S-Video source. The S-Video may come from sources such as a PC, DVD player, satellite receiver, or VCR to name a few. With 150 MHz bandwidth, the VOPEX-SV-2 supports standard S-Video resolution—up to 800 x 600.

### INSTALLATION

1. Turn OFF power to source and display(s).
2. Disconnect the S-Video cable from the source and reconnect it to the female connector labeled "S-VIDEO OUT 1" on the VOPEX-SV-2-LC.
3. Install one male end of the SVEXT-3-MM cable (supplied) into the source's S-Video output connector.
4. Install the other male end of the SVEXT-3-MM cable into the female connector labeled "S-VIDEO IN" on the VOPEX-SV-2-LC.
5. An additional display may be plugged into the remaining female connector labeled "S-VIDEO OUT 2" as required.
6. Plug in the AC adapter and connect it to the VOPEX-SV-2-LC.
7. Turn ON power to the source and display(s).

**Note:** Additional S-Video cable lengths (SVEXT-xx-MM where xx is the length of the cable in feet) may be ordered from Video Products Inc by calling (800) 626-7801 (U.S) or 330-562-7070 or visit our website at [www.vpi.us](http://www.vpi.us).



### TROUBLESHOOTING

PROBLEM	SOLUTION
No Video	<ul style="list-style-type: none"> <li>• Connect power to VOPEX-SV-2-LC</li> <li>• Cable connections not secure</li> </ul>
Poor Resolution	<ul style="list-style-type: none"> <li>• Make sure the display is plugged into S-VIDEO IN on the VOPEX-SV-2-LC</li> </ul>

## Technical Specifications

### General

Description	Specification
Signal Type	S-Video
Connector	4-pin miniDIN
Max. Input Levels	Y: 1.0 Vp-p C: 0.286 Vp-p
Max. Output Levels	Y: 1.0 Vp-p, +/- 2% C: 0.286 Vp-p +/- 2%
Input / Output Impedance	75 Ohms
Maximum Resolution	800 x 600
Power	110 or 220VAC at 50 or 60 Hz- 5VDC/.5A AC adapter
Size (In.) W x D x H	3.7 x 2.1 x 1.15

### Input / Output Signals

Pin #	Signal	Pin #	Signal
1	Y-Ground	3	Y
2	C-Ground	4	C

### WARRANTY INFORMATION

The warranty period on this product (parts and labor) is one (1) year from date of purchase. Please contact Video Products Inc at (800) 626-7801 or 330-562-7070 for information regarding repairs and/or returns. A return authorization number is required for all repairs/returns.

### COPYRIGHT

Copyright 2003 by Video Products Inc. All rights reserved. No part of this publication may be reproduced, stored in a retrieval system, or transmitted in any form or by any means, electronic, mechanical, photocopying, recording, or otherwise, without the prior written consent of Video Products Inc, 1275 Danner Drive • Aurora, OH 44202.

### CHANGES

The material in this guide is for information only and is subject to change without notice. Video Products Inc reserved the right to make changes in the product design without reservation and without notification to its users.

**MODEL NO: VOPEX-SV-2-LC**

**SERIAL NO:** \_\_\_\_\_

**DATE:** \_\_\_\_\_

**INSPECTED BY:** \_\_\_\_\_

Free Manuals Download Website  
<http://myh66.com>  
<http://usermanuals.us>  
<http://www.somanuals.com>  
<http://www.4manuals.cc>  
<http://www.manual-lib.com>  
<http://www.404manual.com>  
<http://www.luxmanual.com>  
<http://aubethermostatmanual.com>

Golf course search by state

<http://golfingnear.com>

Email search by domain

<http://emailbydomain.com>

Auto manuals search

<http://auto.somanuals.com>

TV manuals search

<http://tv.somanuals.com>