

VIKING

REFRIGERATION PRODUCTS



Professional Performance for the Home™



Overchilled Chardonnay will underwhelm any pairing. And there are no recipes calling for not-quite-fresh cilantro. Refrigeration is every bit as crucial to the kitchen as broilers and burners. So Viking offers a complete line of refrigeration products to complement the high-performance kitchen with exceptional features and design.

The refrigerator/freezers keep fruits, vegetables, and meats in ideal climate conditions. Freestanding models deliver roomy cold storage to existing cabinet space, while all-refrigerator and all-freezer units offer extra-large capacity and dedicated performance. Refrigerated drawers add 5.8 cubic feet of convenient cold storage to your cabinetry. And undercounter wine cellars keep bottles chilled within easy reach. The undercounter ice machine supplies more than enough ice for just about any occasion. Refrigerated beverage centers provide handy cold storage indoors or out. And the beverage dispenser keeps refreshments quite refreshed.

These marvels of the modern kitchen are available in both the Professional and Designer Series with an incredible array of options – guaranteeing that both your vegetables and your kitchen are incredibly fresh.





Built-in 36" wide bottom-mount refrigerator/freezers



These refrigerator/freezers don't just store your food. They protect it. A range of steady temperatures maintains the freshness of all your essential items – everything from cheese to meat. Variable moisture settings provide the perfect environment for both fresh, leafy greens and crisp summer fruits. And the freezer rolls out like a drawer, allowing easy access to even the bulkiest items. All this and a compressor so quiet, you'll never know it's there.

Frost-free refrigerator professional features

- ProChill™ Temperature Management System
 - Variable speed single compressor system includes the quietest, most technologically advanced compressor available
 - Electronic controls maintain temperature within 1 degree F (.83 degree C)
 - Multi-channel airflow system removes odors and excess humidity
- Fresh food items are at or above waist level, allowing less bending and stooping to retrieve food
- Three drawers – two moisture-controlled produce drawers plus the full-width Convertible Meat Savor™/Produce Drawer – make up the colder-than-fresh-food-section Chill Zone
- Convertible Meat Savor/Produce Drawer with precision ball-bearing glides can be set for either produce or long-term fresh meat storage with its separate temperature control
- Quick chill option chills foods and beverages in minutes
- Two moisture-adjustable, see-through produce drawers with precision ball-bearing glides for large item storage
 - Moisture can be adjusted for fresh, leafy vegetables or crisp fruits and vegetables
 - Easy access – even with door at 90 degree opening
- One full-width and four half-width tempered glass shelves are adjustable to allow customized shelf placement

- Two magnetically sealed in-the-door dairy compartments with see-through, lift-up covers
- Additional storage in five large aluminum door bins with tempered glass fronts – four are adjustable
- Full lighting illuminates interior when door opens

Frost-free freezer professional features

- Full-extension main freezer compartment pulls out like a drawer for easy access to bulky frozen foods
 - Opens quietly and easily, with ball bearing rollers which glide on a steel track
 - Positive self-closing feature ensures a good seal
 - Upper freezer basket slides independently of main freezer compartment; ideal for fragile or frequently used items
- Adaptive defrost controls the timing of the defrost periods, instead of an electromechanical defrost timer
 - Extends to 96 hours – improves food storage because the unit defrosts less often
- Factory installed automatic ice maker features large capacity ice bucket
 - Ice container slides out with upper freezer basket for easy access to ice
 - Ice container is "positively located" so it is always in position to catch dispensing cubes when the freezer drawer is closed



VCBB363/VIBB363 36" Wide Professional Model



DDBB363 36" Wide Designer Model



VIBB363 – 36" wide Professional integrated bottom-mount model in Stainless Steel

The three drawer Chill Zone may be set up to five degrees colder than refrigerator temperature.



Door alarm sounds and glows when freezer drawer has been open for three minutes.





- Ice maker is deactivated when the freezer is open, ensuring ice will not dispense when drawer is open
- Door alarm sounds and glows to warn that fresh food door and/or freezer drawer have been ajar for three minutes and that the temperature has risen above normal operating range

Easy maintenance and cleanup

- Front venting sealed refrigeration system works silently and efficiently
 - Top mounted to allow full use of space in bottom rear of unit
- 24" depth keeps items in back within easy reach
- Spillproof tempered glass shelves contain spills and leaks, preventing leakage to lower shelves and drawers
 - Removable for take-to-the-sink cleanup

- Power interruption switch behind removable top grille completely turns off power to unit for safe cleaning and light bulb replacement
- Adjustable height lower kickplate removes to provide easy access to evaporator pan

Professional-style construction

- Design and basic dimensions provide built-in appearance with standard cabinetry
- Exterior moisture control system prevents condensation
 - Tubes from warm side of the sealed system run around perimeter of door and bottom drawer – preventing condensation without electric components for true energy efficiency
- Easy-opening doors
 - Hinges are hidden to provide a uniform appearance
 - Heavy-duty, commercial-style handles on Professional model; distinctive, ergonomically designed handles on Designer model
 - Must be ordered either right- or left-hinge (specify R or L after model number)
- Dual magnet door seal system with spring-loaded self-closing feature
- Door stops are factory set at 110 degree swing; easily adjust to 90 or 120 degree swing
- White interior with stylish accents
- Removable upper grille
- Black lower kickplate
- Thin wall and door construction, coupled with high-density insulation, provides maximum interior space

The Meat Savor™/Produce Drawer's separate temperature control can be set on "Cold" to keep vegetables crisp, or on "Max Cold" for longer-term fresh meat storage.



- Four independent, front adjustable levelers make installation quick and easy
- True 24" deep product – door and cabinet design allows refrigerator to fit flush into 24" deep installation cutout, allowing a uniform installation that blends into cabinetry (VIBB and DDBB models)

Standard accessories

- See-through egg bin with carrier holds up to 24 eggs
- Glass butter tray and cover

Installation accessory

- 72" wide stainless steel upper grille kit (Professional – PBRTGK72SS; Designer – DBRTGK72SS)
 - For use with installation of two 36" wide bottom-mount refrigerator/freezers side-by-side
 - Creates a "single unit" look

Optional accessories

- Professional stainless steel side panel kits
- Designer stainless steel side panel kits
- Stainless steel top kit
- Side panel hardware kit; Designer model only
 - Allows custom side panels to be mounted on right- and left-hand sides of unit

DDBB363R – 36" wide Designer bottom-mount model in Stainless Steel



Refrigerated items are located at or above waist level, allowing less bending to retrieve frequently used items.



Built-in 42" and 48" wide side-by-side refrigerator /



Quantity, it is said, has a quality all its own. And you'll be well prepared for any feast with the tremendous capacity and exceptional features of these side-by-side models. From the ripest watermelon to the most tender tenderloin, every item is moisture controlled and temperature perfect. Five tempered glass shelves, two in-the-door dairy compartments, and four adjustable door bins create a veritable refrigerated pantry. And the freezer provides large capacity adjustable storage with adaptive defrost so you can forget about freezer burn. What's missing? Only unwanted moisture, odors, and noise.

Frost-free refrigerator professional features

- ProChill™ Temperature Management System
 - Variable speed single compressor system includes the quietest, most technologically advanced compressor available
 - Electronic controls maintain temperature within 1 degree F (.83 degree C)
 - Multi-channel airflow system removes odors and excess humidity
- Moisture-controlled crisper(s) and the full-width Convertible Meat Savor™/Produce Drawer make up the colder-than-fresh-food-section Chill Zone
- Convertible Meat Savor/Produce Drawer with precision ball-bearing glides can be set for either produce or long-term fresh meat storage with its separate temperature control
- Quick chill option chills foods and beverages in minutes
- Moisture-adjustable, see-through produce drawer(s) with precision ball-bearing glides for large item storage
 - Moisture can be adjusted for fresh, leafy vegetables or crisp fruits and vegetables
 - Easy access – even with door at 90 degree opening
- Five adjustable, full-width tempered glass shelves
- Conveniently located deli drawer(s) store meats and cheeses at waist level

- Two magnetically sealed in-the-door dairy compartments with see-through, lift-up covers
- Additional storage in four large, adjustable aluminum door bins with tempered glass fronts
- Full lighting illuminates interior when door opens

Frost-free freezer professional features

- Adaptive defrost controls the timing of the defrost periods, instead of an electromechanical defrost timer
 - Extends to 96 hours – improves food storage because the unit defrosts less often
- Factory installed automatic ice maker features full-width, large capacity bucket
 - Transparent drawer front allows viewing of ice supply (non-dispenser model)
 - Slide-out ice drawer provides convenient access and is positioned for easy reach
- Three adjustable wire shelves for custom storage
- Two slide-out, large capacity wire baskets provide easy storage viewing; dispenser model has one basket
- Additional storage with three large aluminum door bins with tempered glass fronts
- Door alarm sounds and glows to warn that fresh food and/or freezer door have been ajar for three minutes and that the temperature has risen above normal operating range



VCSB423/VISB423 42" Wide Professional Model



DDSB423 42" Wide Designer Model



VCSB423D/VISB423 42" Wide Professional Model with Dispenser



DDSB423D 42" Wide Designer Model with Dispenser



VCSB483/VISB483 48" Wide Professional Model



DDSB483 48" Wide Designer Model



VCSB483D/VISB483D 48" Wide Professional Model with Dispenser



DDSB483D 48" Wide Designer Model with Dispenser

freezers



VCSB423 – 42" wide Professional side-by-side model in Stainless Steel

The 42" wide side-by-side refrigerator/freezers have room for everything from pineapples to parfaits.



Two dairy compartments with see-through, lift-up covers provide additional storage for special dairy products (48" wide model shown).



The integrated model provides the ability to install the door flush with standard 24" wide countertop (VISB483D shown).



Easy maintenance and cleanup

- Front venting sealed refrigeration system works quietly and efficiently
 - Top mounted to allow full use of space in bottom rear of unit
- 24" depth keeps items in back within easy reach
- Spillproof, tempered glass shelves contain spills to aid cleanup
 - Removable for take-to-the-sink cleanup
- Power interruption switch behind removable top grille completely turns off power to unit for safe cleaning and light bulb replacement
- Adjustable height lower kickplate removes to provide easy access to evaporator pan

Professional-style construction

- Design and basic dimensions provide built-in appearance with standard cabinetry
- Exterior moisture control system prevents condensation
 - Tubes from the warm side of the sealed system run through center post of cavity – preventing condensation without electric components for true energy efficiency
- Easy-opening doors
 - Hinges are hidden to provide a uniform appearance
 - Heavy-duty, commercial-style handles on Professional model; distinctive, ergonomically designed handles on Designer model
- Dual magnet door seal system with spring-loaded self-closing feature
- Door stops are factory set at 110 degree swing; easily adjust to 90 or 120 degree swing
- White interior with stylish accents
- Removable upper grille
- Black lower kickplate
- Thin wall and door construction, coupled with high-density insulation, provides maximum interior space
- Four independent, front adjustable levelers make installation quick and easy
- True 24" deep product – door and cabinet design allows refrigerator to fit flush into 24" deep installation cutout, allowing a uniform installation that blends into cabinetry (VISB and DDSB models)

The full-width, large capacity ice bucket holds ice in an easily accessible slide-out drawer (non-dispenser model).



Five adjustable, full-width tempered glass shelves, which contain spills for easy cleanup, allow customized shelf placement (48" wide model shown).



Ice and water dispenser features (select models)

- Through-the-door dispenser provides cubed ice, crushed ice, and chilled water
- Convenient location and operation
 - Positioned for easy, one-hand operation
 - Reduces need for opening door and also conserves energy
- Reversing ice dispenser motor clears jams
- Premium water filter provides a cleaner ice and water supply by filtering bad tastes, odors, sediment, and harmful contaminants
 - Conveniently located in bottom of refrigerator compartment for easy removal and installation of replacement cartridges

Standard accessories

- See-through egg bin with carrier holds up to 24 eggs
- Glass butter tray and cover

Optional accessories

- Professional stainless steel side panel kits
- Designer stainless steel side panel kits
- Stainless steel top kits
- Side panel hardware kit; Designer models only
 - Allows custom side panels to be mounted on right- and left-hand sides of unit
- Replacement water filter for dispenser models



DDSB483 – 48" wide
Designer side-by-side
model in Stainless Steel



Electronic Temperature Control System maintains the desired temperature within 1 degree (48" wide model shown).



Large fruits and vegetables store easily in the two moisture adjustable produce drawers (48" wide model shown).

Built-in 30" and 36" wide all-refrigerators and all-

Whether it's sorbet for the white linen set or burgers for the block party, Viking all-refrigerators and all-freezers provide dedicated cold storage to handle any occasion. And of course their premium features and exacting temperature controls are up to the task. So when you finally decide to broil that duck, you won't have to dig for it – and it won't taste freezer-burned.

ProChill™ Temperature Management System

- Variable speed single compressor system includes the quietest, most technologically advanced compressor available
- Electronic controls maintain temperature to within 1 degree F (.83 degree C)
- Multi-channel airflow system removes odors and excess humidity

Professional features – All-refrigerator

- Convertible Meat Savor™/Produce Drawer with precision ball-bearing glides can be set for either produce or long-term fresh meat storage with its separate temperature control
- Quick chill option chills foods and beverages in minutes
- Two moisture-adjustable, see-through produce drawers with precision ball bearing glides for large item storage
 - Moisture can be adjusted for fresh, leafy vegetables or crisp fruits and vegetables
 - Easy access – even with door at 90 degree opening
- Adjustable, tempered glass shelves allow customized shelf placement
 - 30" wide models have four full-width shelves
 - 36" wide models have four half-width shelves and two full-width shelves

- Two conveniently located deli drawers store meats and cheeses
- Two magnetically sealed in-the-door dairy compartments with see-through, lift-up covers
- Additional storage in large, adjustable aluminum door bins with tempered glass fronts
 - 30" wide models have four full-width door bins
 - 36" wide models have two half-width door bins and three full-width door bins
- Full lighting illuminates interior when door opens

Professional features – All-freezers

- Adaptive defrost controls the timing of the defrost periods, instead of an electromechanical defrost timer
 - Extends to 96 hours – improves food storage temperatures because the unit defrosts less often
- Factory installed automatic ice maker features full-width, large capacity ice drawer with two separate ice pans
- Six adjustable half-width wire shelves for custom storage
- Two full-width slide-out, large capacity wire baskets with tempered glass fronts
- Additional storage with large adjustable aluminum door bins with tempered glass fronts
 - 30" wide models have three full-width door bins
 - 36" wide models have four half-width door bins and one full-width door bin



VCRB364/VIRB364 & VCFB364/VIFB364
36" Wide Professional Models



DDR364 & DDF364
36" Wide Designer Models



VCRB304/VIRB304 & VCFB304/VIFB304
30" Wide Professional Models



DDR304 & DDF304
30" Wide Designer Models

freezers



VCRB364R – 36" wide Professional all-refrigerator and VCFB304L – 30" wide Professional all-freezer



Meat Savor™/Produce Drawer features its own temperature control and enough space to store an entire deli tray.





DFRB304R – 30" wide custom front all-refrigerator
and DFFB304L – 30" wide custom front all-freezer



Easy maintenance and cleanup

- Front venting sealed refrigeration system works quietly and efficiently
 - Top mounted to allow full use of space in the bottom rear of the unit
- 24" depth keeps items in back within comfortable reach
- Power interruption switch behind removable top grille completely turns off power to unit for safe cleaning and light bulb replacement
- Adjustable height lower kickplate removes to provide easy access to evaporator pan

Professional-style construction

- Design and basic dimensions provide built-in appearance with standard cabinetry
- Exterior moisture control system prevents condensation
 - Tubes from the warm side of the sealed system run through center post of cavity – preventing condensation without electric components for true energy efficiency
- Dual magnet door seal system with spring-loaded self-closing feature
- Door stops are factory set at 110 degree swing; easily adjust to 90 or 120 degree swing
- Thin wall and door construction, coupled with high-density insulation, provides maximum interior space
- Four independent, front adjustable levelers make installation quick and easy
- True 24" deep product-door and cabinet design allow refrigerator or freezer to fit flush into 24" deep installation cabinetry (VIRB, VIFB, DDRB, and DDFB models)



Standard accessories – All-refrigerators

- See-through egg bin with carrier holds up to 24 eggs
- Glass butter tray and cover

Installation accessories

- Professional grille kits in 60", 66", and 72" widths
- Designer grille kits in 60", 66", and 72" widths

Energy Star

- All-freezer models are Energy Star qualified



The all-refrigerator and all-freezer models combine exceptional features with extra large capacity.



Custom front models



Viking refrigerators and freezers are available in stainless steel and 13 exclusive color finishes. But your kitchen design may call for an integrated look. Our custom front refrigerator/freezers blend seamlessly into any cabinetry.

Exterior options

- Viking refrigerator/freezers may also be ordered with a custom front exterior option
- Custom front models blend seamlessly into cabinetry with locally supplied front panels; customer may purchase Viking Professional or Designer handles, or opt for custom handles

Special features

- Fully integrated depth allows refrigerator to fit flush with countertops or cabinet and drawer fronts
- Concealed trim allows refrigerator to be fully integrated with no visible cabinet trim exposed
- Small size top grille retains the look of a professional product
- Grille is designed for easy attachment of a locally supplied custom grille to further conceal refrigerator; instructions are provided with each product, with details on how to easily fabricate the custom grille

DFSB483 – 48" wide custom front side-by-side model with custom handles



Optional accessories

- Professional handle kits
 - Available in stainless steel or brass
- Designer handle kits
 - Available in stainless steel or brass
- Top grille kits and center trim kit
 - For use with installation of two refrigerators and/or freezers
- Side panel hardware kit
 - Allows custom side panels to be mounted on right- and left-hand sides of unit



DFRB304 & DFFB304
30" Wide
Custom Front Models
Designer Handles



DFRB364 & DFFB364
36" Wide
Custom Front Models
Professional Handles



DFBB363
36" Wide
Custom Front Model
Custom Handles



Custom front models may be purchased with Professional or Designer handles, or used with custom handles.



DFSB423
42" Wide
Custom Front Model
Custom Handles



DFSB423D
42" Wide
Custom Front Model
with Dispenser
Custom Handles



DFSB483
48" Wide
Custom Front Model
Custom Handles



DFSB483D
48" Wide
Custom Front Model
with Dispenser
Custom Handles

Freestanding 36" wide refrigerator/freezers



Viking freestanding cabinet-depth refrigerator/freezers deliver professional performance into standard cutouts. At 36" wide and 24" deep, these models fit perfectly into your existing kitchen cabinetry – and they really make the space work with surprising storage capacity and an array of ultra-premium features.

Design features

- "Cabinet Depth" design (24" deep side panels) integrates with surrounding cabinetry
- Optional accessory kits available to create "built-in" or "wrapped" looks

Frost-free refrigerator professional features

- Temperature adjustable Meat Savor™/Produce Drawer can be set for either produce or long-term fresh meat storage with its separate temperature control
- Two moisture-adjustable, see-through produce drawers
- Side-by-side models have separate adjustable temperature control for door bin area
- Four slide-out adjustable tempered glass spillproof shelves (all models); one stationary glass shelf (bottom-mount models only)
- In-the-door dairy compartment with cover
- Additional storage in large door bins
 - Bottom-mount models have four door bins (three half-width, one full width)
 - French door bottom-mount models have five door bins; two bins store gallon containers
 - Side-by-side models have five door bins; three bins store gallon containers

Frost-free freezer professional features

- Factory installed automatic ice maker
- Adaptive defrost
- Bottom-mount models have two slide-out baskets
- Side-by-side models:
 - Non-dispenser model has five door bins; three tilt outward for easy access
 - Dispenser model has four door bins; three tilt outward for easy access

All models shown with optional top grille accessory.



VCBF036 36" Wide Bottom-Mount Professional Model



VCF036 36" Wide French Door Bottom-Mount Professional Model



VCSF036 36" Wide Side-by-Side Professional Model



VCSF036D 36" Wide Side-by-Side Professional Model with Dispenser



DDBF036 36" Wide Bottom-Mount Designer Model



DDF036 36" Wide French Door Bottom-Mount Designer Model



DDSF036 36" Wide Side-by-Side Designer Model



DDSF036D 36" Wide Side-by-Side Designer Model with Dispenser



VCBF036R – 36" wide Professional bottom-mount model shown with optional top grille and side trim kit accessories to create "built-in" look



The French-door bottom-mount model offers grand access to cold storage and convenient waist-high freezer space.





DDBF036L – 36" wide Designer bottom-mount model shown with optional top grille and side panel accessories to create "wrapped" look



Max ice feature automatically adjusts freezer temperature to optimal setting for maximum ice production.

Electronic control features

- Electronic controls with digital temperature readouts maintain the selected temperatures in both refrigerator and freezer compartments
- Water filter indicator light illuminates when water filter needs replacing (select models)
- Max ice feature sets freezer temperature to optimal setting for maximum ice production
- Door open alarm warns when door has been ajar for five minutes
- High temperature alarm warns if refrigerator or freezer temperatures exceed normal operating temperatures
- Vacation mode allows the freezer to defrost less frequently, conserving energy

Ice and water dispenser features (select models)

- Internal filtered water dispensing
- Premium water filter provides cleaner water supply by filtering bad tastes, odors, sediment, and harmful contaminants
- Through-the-door dispenser provides cubed ice, crushed ice, and chilled water in easy one-hand operation
- Lock prevents unwanted dispensing and allows for easy cleaning
- Auto nightlight illuminates dispenser area when room is dark



Heavy-duty stainless steel doors reveal tremendous adjustable storage and professional features including digital controls.

Standard accessories

- See-through egg bin with carrier holds up to 24 eggs
- Glass butter tray

Optional accessories

- Replacement water filter
- Side trim and top grille kits for “built-in” look
- Side panel, top grille, and top kits for “wrapped” look

Energy Star

- All models are Energy Star qualified



After the premium water filter removes bad tastes and contaminants, the dispenser provides ice and chilled water with easy one-hand operation.

24" wide refrigerated drawers



Equipped with a range of professional features including automatic cycle defrost, full-extension drawer glides, and LED lighting, Viking refrigerated drawers deliver 5.8 cubic feet of convenient cold storage to any standard 24" undercounter space.

Professional features

- 5.8 cubic feet of storage
- Inside temperature can be adjusted from 33 to 45 degrees F (.6 to 7.2 degrees C)
- Stainless steel interior
- Full extension drawer glides
- Vertical storage of wine bottles or two-liter drink bottles in bottom drawer
- Hidden touchpad control with LED digital temperature readout
- Interior LED lighting
- Automatic cycle defrost

Professional-style construction

- Undercounter or freestanding installation
- Heavy-duty, commercial-style handle on Professional model; distinctive, ergonomically designed handle on Designer model
- Adjustable leveling legs

Custom front model

- Blends seamlessly into cabinetry with locally supplied front panels; customer may purchase Viking Professional or Designer handles, or opt for custom handles

Optional accessories

- Professional handle kit for custom front model
 - Available in stainless steel or brass
- Designer handle kit for custom front model
 - Available in stainless steel or brass
- Four-piece pan set with lids
- Adjustable divider for upper drawer
- Adjustable divider for lower drawer

Free up precious cold real estate with plenty of extra room for tall bottles and large containers.



VURD140D
Professional Model



DURD140D
Designer Model



DFRD140D
Custom Front
Model



DFRD140D - 24" wide custom front refrigerated drawers with custom handles



15" wide refrigerated beverage centers



With adjustable shelves and adjustable temperature control, the 15" wide beverage centers offer handy cold storage. Always have your whites, lagers, or juices on hand and chilled to refreshing perfection. Indoors or out, these models can turn a small space into a big time.

Professional features

- Two full-depth adjustable wire shelves pull out for easy access
- One full-depth, tempered glass shelf creates a distinct temperature zone for wine storage
- Inside temperature can be adjusted from 39-42 degrees F (4.0-5.6 degrees C) to 54-56 degrees F (12-13 degrees C)
- Wine rack in bottom cradles five bottles horizontally
- Interior light turns on when door is opened or by switch
- Automatic cycle defrost
- 3.0 cubic feet of storage

Professional-style construction

- Undercounter or freestanding installation
- Heavy-duty, commercial-style handle on Professional model; distinctive, ergonomically designed handle on Designer model
- Available in black or white interior
- Reversible glass door shipped standard right-hinge (Professional models); Designer models and solid door units must be ordered either right- or left-hinge (specify R or L after the model number)
- Can be installed as a single unit, double stacked, or side-by-side in standard depth residential cabinets
- Adjustable leveling legs

Agency-certified Professional outdoor model

- With the same features as the indoor unit, a stainless steel exterior cabinet surrounds the unit and forms a water-resistant seal
- Insulated electrical terminals, sealed electrical contacts, and a water-resistant thermostat provide optimal performance in all weather elements
- Normal operating range is between 40 and 110 degrees F (4.4 and 43.4 degrees C); it is recommended that the unit be shut off in temperatures above 110 degrees F (43.4 degrees C) and below 40 degrees F (4.4 degrees C)

Custom front models

- Blend seamlessly into cabinetry with locally supplied front panels; customer may purchase Viking Professional or Designer handles, or opt for custom handles

Optional accessories

- Professional handle kit for custom front models
 - Available in stainless steel or brass
- Designer handle kit for custom front models
 - Available in stainless steel or brass
- Trim kit for 18" wide cutout



All models available with black or white interior.



VUAR150R – 15" wide
Professional refrigerated
beverage center



Clear or fluted glass available.



DFUR151
Custom Front Model
Professional Handle
Clear Glass



DFUR151F
Custom Front Model
Professional Handle
Fluted Glass



DFUR151
Custom Front Model
Designer Handle
Clear Glass



DFUR151F
Custom Front Model
Designer Handle
Fluted Glass

24" wide refrigerated beverage centers



Whether pulling the cork on a buttery Chardonnay or popping open a soda, the proper temperature makes all the difference. The 24" wide beverage centers offer enough capacity to keep any party going, and adjustable temperature controls ensure every sip poured will be exactly cold enough.

Professional features

- Top wire shelf has 6 1/2" flip-up section to chill or store open wine bottles or large containers
- Two full-depth, tempered glass shelves, combined with the top wire shelf, hold 148 12-oz. cans
- Full-depth shelves create distinct temperature zones for wine storage
- Inside temperature can be adjusted from 39-42 degrees F (4.0-5.6 degrees C) to 54-56 degrees F (12-13 degrees C)
- Two wine shelves in bottom cradle 14 bottles horizontally
 - Shelves can be removed to store large bottles
- Interior light turns on when door is opened or by switch
- Automatic cycle defrost
- 6.1 cubic feet of storage

Professional-style construction

- Undercounter or freestanding installation
- Heavy-duty, commercial-style handle on Professional model; distinctive, ergonomically designed handle on Designer model
- Available in black or white interior
- Reversible glass door shipped standard right-hinge (Professional models); Designer models and solid door units must be ordered either right- or left-hinge (specify R or L after model number)

- Can be installed as a single unit, double stacked, or side-by-side in standard depth residential cabinets
- Adjustable leveling legs

Agency-certified Professional outdoor model

- With the same features as the indoor unit, a stainless steel exterior cabinet surrounds the unit and forms a water-resistant seal
- Insulated electrical terminals, sealed electrical contacts, and a water-resistant thermostat provide optimal performance in all weather elements
- Normal operating range is between 40 and 110 degrees F (4.4-43.4 degrees C); it is recommended that the unit be shut off in temperatures above 110 degrees F (43.4 degrees C) and below 40 degrees F (4.4 degrees C)

Custom front models

- Blend seamlessly into cabinetry with locally supplied front panels; customer may purchase Viking Professional or Designer handles, or opt for custom handles

Optional accessories

- Professional handle kit for custom front models
 - Available in stainless steel or brass
- Designer handle kit for custom front models
 - Available in stainless steel or brass



VUAR140D/VUAR140T
Professional Model
Solid Door



VUAR140
Professional Model
Clear Glass



VUAR140F
Professional Model
Fluted Glass



DUAR140D
Designer Model
Solid Door



DUAR140
Designer Model
Clear Glass



DUAR140F
Designer Model
Fluted Glass

Select models
available with
black or
white interior.





VUAR140D – 24" wide
Professional refrigerated
beverage center
in Stone Gray



DFUR140
Custom Front Model
Professional Handle
Clear Glass



DFUR140F
Custom Front Model
Professional Handle
Fluted Glass



DFUR140
Custom Front Model
Designer Handle
Clear Glass



DFUR140F
Custom Front Model
Designer Handle
Fluted Glass



DFR1140D
Custom Front Model
Custom Handle



24" wide refrigerated beverage centers with ice maker



Keep the night sparkling with a steady supply of crisp, clean ice and cold refreshment. The beverage centers equipped with ice maker offer a one-stop party armory. And the outdoor model will even keep those summer nights cool.

Professional features

- Inside temperature can be adjusted from 33 to 45 degrees F (0.6 to 7.2 degrees C) in beverage section and 5 to 15 degrees F (-15 to -9.4 degrees C) in ice maker section
- Automatic cycle defrost
- 6.1 cubic feet of storage
 - One full-depth removable wire shelf
 - Three door shelves
- Ice maker producer 2 lb. of ice per day
- Ice bin stores up to 5 lb. of ice

Professional-style construction

- Undercounter or freestanding installation
- Heavy-duty, commercial-style handle on Professional model; distinctive, ergonomically designed handle on Designer model
- Can be installed as a single unit, double stacked, or side-by-side in standard depth residential cabinets
- Adjustable leveling legs

Agency-certified Professional outdoor model

- With the same features as the indoor unit, a stainless steel exterior cabinet surrounds the unit and forms a water-resistant seal
- Insulated electrical terminals, sealed electrical contacts, and a water-resistant thermostat provide optimal performance in all weather elements

Custom front models

- Blend seamlessly into cabinetry with locally supplied front panels; customer may purchase Viking Professional or Designer handles, or opt for custom handles

Optional accessories

- Professional handle kit for custom front models
 - Available in stainless steel or brass
- Designer handle kit for custom front models
 - Available in stainless steel or brass

Select models available with black or white interior.



VUR1140D/VUR1140T
Professional Model
Solid Door



DUR1140D
Designer Model
Solid Door



DFR1140D
Custom Front Model
Custom Handle





DUR1140D – 24" wide
Designer refrigerated
beverage center
with ice maker



Shaken, stirred, or bottled –
the 24" beverage center
with ice maker ensures every
drink you serve will be
perfectly refreshing.



Built-in 30" wide full-height wine cellars



Viking full-height wine cellars provide the most secure environment for your most precious liquid assets. Adjustable temperature zones, humidity control, and ultraviolet protection keep up to 150 bottles of your favorite varieties safe from harmful light, heat, and vibration. And you won't have to negotiate any dark staircases to find tonight's perfect pairing.

Professional features

Temperature control

- Exclusive TriTemp™ Storage System provides three independent temperature zones
 - Preserves different types of wine at optimal serving temperatures
 - Settings are adjustable in each zone from 43 to 65 degrees F (6 to 18 degrees C)
- Electronic control center constantly monitors and maintains the set temperature in each zone within 1.5 degrees F (.83 degrees C)
- Exclusive glass control pad

Shelving/Capacity

- 15 shelves accommodate up to 150 full-size wine bottles horizontally, keeping corks moist
 - Stores standard, magnum, and half-size bottles
 - Full-width shelves pull out for easy access and are fully removable for easy cleaning
 - Exclusive – two convertible wine shelves adjust for bottle display, and are excellent for allowing bottles to settle before serving
 - Shelves are coated to reduce vibration and hold bottles snugly in place
- Solid maple facings may be finished to coordinate with surrounding cabinetry

Protection

- Maintains constant 60% humidity level
- Ultraviolet-resistant tempered glass and black interior protects wine from harmful light
- Lower zone has raised maple facings for additional ultraviolet protection
- Low-intensity interior lighting
 - Displays wine with minimal heat and light output
 - Turns on when door is opened or by switch
- High-temperature and open-door alarms may be connected to a home security system
- Keyed lock on door provides extra security

Easy maintenance and cleanup

- Removable shelves and upper grille for easy cleaning
- Power interruption switch completely turns off power to unit for safe cleaning and light tube replacement
- Front venting sealed refrigeration system works silently and efficiently
- Adjustable height lower kickplate removes to provide easy access to evaporator pan



The Viking wine cellars are available in a clear glass door or fluted glass door.



VCWB300
Professional Model
Clear Glass



VCWB300F
Professional Model
Fluted Glass



DDWB300
Designer Model
Clear Glass



DDWB300F
Designer Model
Fluted Glass



VCWB300R – 30" wide
Professional wine cellar



Exclusive TriTemp™ storage system preserves different types of wine at optimal serving temperatures.



Lower zone has raised maple facings for additional UV protection.



Exclusive glass control pad



Professional-style construction

- Design and basic dimensions provide built-in appearance with standard cabinetry
- Dual magnet/spring assist door seal system automatically closes wine cellar door
- Door stops are factory set at 110 degree swing; easily adjust to 90 or 120 degree swing
- Must be ordered either right- or left-hinge (specify R or L after model number)

Custom front models

- Blend seamlessly into cabinetry with locally supplied front panels; customer may purchase Viking Professional or Designer handles, or opt for custom handles
- Fully integrated depth allows wine cellar to fit flush with countertops or cabinet and drawer fronts
- Concealed trim allows wine cellar to be fully integrated with no visible cabinet trim exposed

Optional accessories

- Professional handle kit for custom front models
 - Available in stainless steel or brass
- Designer handle kit for custom front models
 - Available in stainless steel or brass
- Professional stainless steel side panel kits
- Designer stainless steel side panel kits
- Side panel hardware kit; Designer models only
 - Allows custom side panels to be mounted on right- and left-hand sides of unit
- Stainless steel top kit

The Viking custom front wine cellars are available in a clear glass door or fluted glass door.



DFWB300
Custom Front Model
Professional Handle
Clear Glass



DFWB300F
Custom Front Model
Professional Handle
Fluted Glass



DFWB300
Custom Front Model
Designer Handle
Clear Glass



DFWB300F
Custom Front Model
Designer Handle
Fluted Glass



DFWB300R – 30" wide custom front wine cellar with custom handle



The Electronic Control Center maintains the desired temperature in each zone within 1.5 degrees F.



Coated shelves reduce vibration and hold bottles snugly in place.

15" wide wine cellars



Cellar temperature is a far cry from refrigerator temperature, and room temperature for serving isn't quite room temperature for most homes. So what's the casual, yet discerning wine collector to do? Install a Viking 15" wide wine cellar. This undercounter model stores up to 24 bottles at the perfect serving temperature, corks moist, ready for toasting.

Professional features

- Six wire shelves store up to 24 wine bottles horizontally, keeping corks moist
 - Roller rack shelves extend for easy loading and unloading
 - Shelves are coated to reduce vibration and hold bottles snugly in place
 - Shelves can be removed to store large bottles
 - Locks on racks prevent shelves from being removed inadvertently
- Inside temperature can be adjusted from 40-43 degrees F (4.4-6.1 degrees C) to 64-66 degrees F (17.8-18.9 degrees C)
 - Preserves different types of wine at optimal serving temperatures
- Ultraviolet-resistant tempered glass and black interior protect wine from harmful light
- Maple wood facings provide additional ultraviolet protection and may be finished to coordinate with surrounding cabinetry
- Low intensity interior lighting
 - Displays wine with minimal heat and light output
 - Turns on when door is opened or by switch
- Keyed lock on glass door models provides extra security

Professional-style construction

- Undercounter or freestanding installation
- Heavy-duty, commercial-style handle on Professional model; distinctive, ergonomically designed handle on Designer model
- Can be installed as a single unit, double stacked, or side-by-side in standard depth residential cabinets
- Must be ordered either right- or left-hinge (specify R or L after the model number)
- Adjustable leveling legs

Custom front models

- Blend seamlessly into cabinetry with locally supplied front panels; customer may purchase Viking Professional or Designer handles, or opt for custom handles

Optional accessories

- Professional handle kit for custom front models
 - Available in stainless steel or brass
- Designer handle kit for custom front models
 - Available in stainless steel or brass
- Trim kit for 18" wide cutout



VUWC152D
Professional Model
Solid Door

VUWC152
Professional Model
Clear Glass

VUWC152F
Professional Model
Fluted Glass

DUWC152D
Designer Model
Solid Door

DUWC152
Designer Model
Clear Glass

DUWC152F
Designer Model
Fluted Glass





VUWC152R – 15" wide
Professional undercounter
wine cellar



DFUW152
Custom Front Model
Professional Handle
Clear Glass



DFUW152F
Custom Front Model
Professional Handle
Fluted Glass



DFUW152
Custom Front Model
Designer Handle
Clear Glass



DFUW152F
Custom Front Model
Designer Handle
Fluted Glass



24" wide wine cellars



Not every wine enthusiast has the luxury of subterranean storage. But thanks to Viking 24" wide wine cellars, your collection can go undercounter instead of underground. Store up to 54 bottles horizontally at the perfect temperature, so you can pull every cork with confidence.

Professional features

- Six wire shelves store up to 54 wine bottles horizontally, keeping corks moist
 - Roller rack shelves extend for easy loading and unloading
 - Shelves are coated to reduce vibration and hold bottles snugly in place
 - Shelves can be removed to store large bottles
 - Locks on racks prevent shelves from being removed inadvertently
- Inside temperature can be adjusted from 40-43 degrees F (4.4-6.1 degrees C) to 64-66 degrees F (17.8-18.9 degrees C)
 - Preserves different types of wine at optimal serving temperatures
- Ultraviolet-resistant tempered glass and black interior protect wine from harmful light
- Maple wood facings provide additional ultraviolet protection and may be finished to coordinate with surrounding cabinetry
- Low-intensity interior lighting
 - Displays wine with minimal heat and light output
 - Turns on when door is opened or by switch
- Keyed lock on glass door models provides extra security

Professional-style construction

- Undercounter or freestanding installation
- Heavy-duty, commercial-style handle on Professional model; distinctive, ergonomically designed handle on Designer model
- Must be ordered either right- or left-hinge (specify R or L after model number)
- Can be installed as a single wine cellar, double stacked, or side-by-side in standard depth residential cabinets
- Adjustable leveling legs

Custom front models

- Blend seamlessly into cabinetry with locally supplied front panels; customer may purchase Viking Professional or Designer handles, or opt for custom handles

Optional accessories

- Professional handle kit for custom front models
 - Available in stainless steel or brass
- Designer handle kit for custom front models
 - Available in stainless steel or brass



VUWC142D
Professional Model
Solid Door

VUWC142
Professional Model
Clear Glass

VUWC142F
Professional Model
Fluted Glass

DUWC142D
Designer Model
Solid Door

DUWC142
Designer Model
Clear Glass

DUWC142F
Designer Model
Fluted Glass





VUWC142R – 24" wide
Professional undercounter
wine cellar



DFUW142
Custom Front Model
Professional Handle
Clear Glass



DFUW142F
Custom Front Model
Professional Handle
Fluted Glass



DFUW142
Custom Front Model
Designer Handle
Clear Glass



DFUW142F
Custom Front Model
Designer Handle
Fluted Glass



15" wide ice machine



Never underestimate the ice cube, for ice is truly the life of any party. No matter how lively the conversation is, nobody's sticking around for tepid margaritas. The Viking ice machine ensures you have a steady supply of crisp, clean ice all night long. So you can concentrate on your mixology instead of dashing out to the convenience store.



Professional features

- Produces up to 35 lb. of clear ice in 24 hours
- 3/4" cube thickness
- 35 lb. capacity ice bin
- Draining process automatically removes old ice
 - Ice collects in the bin, then gradually melts through the drain to ensure a constant supply of fresh ice
- Heavy-duty ice scoop
- Equipped with cleaning mode

Professional-style construction

- Undercounter or freestanding installation
- Heavy-duty, commercial-style handle on Professional model; distinctive, ergonomically designed handle on Designer model
- Permanently lubricated sealed compressor and pump ensure long life and professional performance
- Stainless steel ice cutter
- Must be ordered either right- or left-hinge (specify R or L after model number)
- Adjustable leveling legs

Agency-certified Professional outdoor model

- Stainless steel exterior cabinet surrounds unit and forms water-resistant seal
- Insulated electrical terminals, sealed electrical contacts, and a water-resistant thermostat provide optimal performance in all weather elements
- Normal operating range is between 45 and 110 degrees F (7.2 and 42 degrees C); it is recommended that the unit be shut off in temperatures above 110 degrees F (43.4 degrees C) and below 40 degrees F (4.4 degrees C)
- Kickplate and covered ice bin fronts are stainless steel

Custom front model

- Blends seamlessly into cabinetry with locally supplied front panels; customer may purchase Viking Professional or Designer handles, or opt for custom handles

Optional accessories


- Professional handle kit for custom front models
 - Available in stainless steel or brass
- Designer handle kit for custom front models
 - Available in stainless steel or brass
- Trim kit for 18" wide cutout
- Sealed reservoir drain pump
 - For use when a floor drain is not available



The Replacement Collection icon indicates this product can be installed in existing cutouts with little or no cabinetry alterations.



Draining process melts old ice, ensuring a constant supply of clear ice.



VUIM150DR – 15" wide
Professional ice machine



VUIM150/VUIM150T
Professional Model



DUM150
Designer Model



DFIM150
Custom Front Model



24" wide refrigerated beverage dispensers



There are a number of excellent reasons to own a Viking beverage dispenser: the Super Bowl, Final Four, Indy 500, Masters, World Series, and every weekend in between. Available as a built-in or portable unit, the beverage dispenser keeps a half-barrel of your favorite frosty beverage on tap. Now that's entertainment.

Professional features

- Built-in or portable models available
- Spacious interior holds up to one half-barrel
- Includes an easy-to-clean and use stainless steel dispensing tower
- Threaded tower tap handle allows custom handles to be installed
- Portable model is easily moved by four heavy-duty casters, two that may be locked
- Packaged with a filled 5 lb. (2.3 kg) CO₂ cylinder, keg coupler, air line with clamps, and a single-gauge regulator



VRBD140T – 24" wide portable beverage dispenser

Agency-certified for outdoor use

- Stainless steel exterior cabinet surrounds the unit and forms a water-resistant seal
- Insulated electrical terminals, sealed electrical contacts, and a water-resistant thermostat provide optimal performance in all weather elements
- Normal operating range is between 40 and 110 degrees F (4.4 and 43.4 degrees C); it is recommended that the unit be shut off in temperatures above 110 degrees F (43.4 degrees C) and below 40 degrees F (4.4 degrees C)
- Factory set for the ideal beverage storage temperature of 38 degrees F (3.3 degrees C)
- Temperature adjustable from 35 to 54 degrees F (2 to 12 degrees C)

Optional accessories

- 1-qt. cleaning kit to clean lines and faucet
 - Includes 1-qt. cleaner, tap and line cleaner, faucet wrench, and faucet brush
- 4-oz. bottle of tap and line cleaning solution
- Faucet lock with keyed entry



VRBD140T
Portable Model





VRBD140TR - 24" wide
built-in beverage
dispenser



Design integrity

Consistency in both performance and design should be a major consideration when building or remodeling a home. With the complete Viking indoor or outdoor kitchen, every single product works together in form and function with the same level of excellence. It's something Viking calls Design Integrity™.

Viking is the only company that offers complete ultra-premium kitchens — so Viking is also the only company that can offer truly consistent design, while delivering the quality and performance that makes Viking the true market leader. Across all product categories, the knobs, handles, bezels, curves, angles, and lines all match. This enables the designer to create a perfectly harmonious kitchen in one of three Viking product offerings — Professional Indoor, Designer Indoor, or Professional Outdoor.

You wouldn't install mismatched cabinets and drawers or countertops. Yet design differences are even more dramatic between multiple appliance manufacturers. Traditional or contemporary. Stainless steel or color finishes. No matter the look you're going for, no one can match the Viking kitchen and Viking Design Integrity.

Exclusive finishes


Professional indoor refrigeration products

- Built-in refrigerator/freezers and solid door undercounter products
 - Available in Stainless Steel (SS), Black (BK), White (WH), Almond (AL), Biscuit (BT), Stone Gray (SG), Graphite Gray (GG), Burgundy (BU), Lemonade (LE), Mint Julep (MJ), Forest Green (FG), Viking Blue (VB), Cobalt Blue (CB), and Eggplant (EP)
 - Built-in refrigerator/freezers may be ordered with Brass Trim Option (BR) for nameplate, door handle/brackets, and side trim
 - Undercounter products may be ordered with Brass Trim Option (BR) for nameplate and door handle/brackets
- Freestanding refrigerator/freezers and Refrigerated drawers available in Stainless Steel (SS) only

- Refrigerated beverage centers and undercounter wine cellars also available in a clear or fluted glass door with a stainless steel frame
 - May be ordered with Brass Trim Option (BR) for nameplate and door handle/brackets
- Built-in full-height wine cellars
 - Available in a clear or fluted glass door with a stainless steel frame
 - May be ordered with Brass Trim Option (BR) for nameplate and door handle/brackets

Professional outdoor refrigeration products

- Refrigerated beverage centers, ice machines, and beverage dispensers are available in solid door option only, in Stainless Steel (SS)
 - May be ordered with Brass Trim Option (BR) for nameplate and door handle/brackets



Warranty highlights

Designer refrigeration products

- Built-in refrigerator/freezers and solid door undercounter products
 - Available in Black (BK), White (WH), Stainless Steel (SS), Biscuit (BT), Stone Gray (SG), and Graphite Gray (GG)
 - May be ordered with Brass Trim Option (BR) for door handles
- Built-in refrigerator/freezers also available in custom front models
- Freestanding refrigerator/freezers
 - Available in Stainless Steel (SS) only
- Refrigerated drawers available in Stainless Steel (SS) and custom front models
- Refrigerated beverage centers and undercounter wine cellars also available in a clear or fluted glass door with a stainless steel frame, or custom front frame
 - May be ordered with Brass Trim Option (BR) for nameplate and door handle/brackets
- Built-in full-height wine cellars
 - Available in a clear or fluted glass door with a stainless steel frame or custom front frame
 - May be ordered with Brass Trim Option (BR) for door handle (clear or fluted door models only)
- All brass components have a durable, protective coating for maintenance-free normal use
- Viking uses the most up-to-date process and best materials available to produce all color finishes, however, slight color variation may be noticed because of inherent differences in painted parts and porcelain parts, as well as differences in room lighting, product locations, and other factors

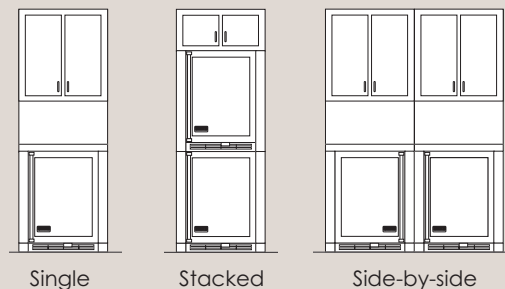
Indoor refrigeration products

- Two-year full covers complete unit
- Six-year full – sealed refrigeration system (all products) and automatic ice maker (refrigerator/freezers)
- Twelve-year limited – sealed refrigeration system (includes compressor, condenser, dryer/strainer, evaporator, and connecting tubing)
- Ninety-day limited – cosmetic parts such as glass, painted items, and decorative items

Outdoor refrigeration products

- One-year full covers complete unit
- Five-year limited – sealed refrigeration system
- Ninety-day limited – cosmetic parts such as glass, painted items, and decorative items

Refrigerated beverage centers and undercounter wine cellars – installation configurations



Basic specifications – built-in bottom-mount refrigerator/freezers

Description	36" WIDE BUILT-IN	
	VCBB363 Professional	VIBB363 Professional Integrated
Overall Width	36" (91.4 cm)	
Overall Height	82 3/4" (210.2 cm) minimum; 84 1/16" (213.5 cm) maximum	
Overall Depth from Rear	To front edge of side trim – 22 3/16" (56.4 cm) To front of top grille – 24 11/16" (62.7 cm) To end of handle bracket – 27 1/4" (69.2 cm)	To front edge of side trim – 23 3/8" To front of top grille – 24" To end of handle bracket – 26 1/2"
Cutout Width	35 1/2" (90.2 cm) minimum; 35 3/4" (90.8 cm) maximum	36" (91.4 cm)
Cutout Height	82 7/8" (210.5 cm) minimum; 84 1/16" (213.5 cm) maximum	
Cutout Depth	24" (61.0 cm)	
Electrical Requirements	115VAC/60Hz – 5' (152.4 cm); 3-wire cord with grounded 3-prong plug attached to product	
Maximum Amp Usage	9.9 amps	
Inlet Water Requirement	1/4" copper tubing – 20 psi minimum; 120 psi maximum	
Overall Interior Capacity	Refrigerator – 15.2 cu. ft. (430.4 L); Freezer – 5.1 cu. ft. (144.4 L); Total capacity – 20.3 cu. ft. (574.8 L)	
Approximate Shipping Weight	565 lb. (254.3 kg)	

* Custom front models (with 3/4" panels) fit flush in 25" deep cabinet openings with no protrusion into room, except for handles. They can be installed in standard 24" deep openings with the door face and top grille protruding 3/4" into the room.

BOTTOM-MOUNT REFRIGERATOR/FREEZERS		
	DDBB363 Designer	DFBB363 Custom Front
(59.4 cm) (61.0 cm) (67.3 cm)	To front edge of side trim – 23 3/8" (59.4 cm) To front of top grille – 24" (61.0 cm) To end of handle bracket – 26" (66.0 cm)	To front edge of side trim – 23 3/8" (59.4 cm) To front of top grille – 24 3/4" (62.9 cm) To front edge of door trim – 24" (61.0 cm)
		25" (63.5 cm)*
		490 lb. (221 kg)

Basic specifications – built-in side-by-side refrigerator/freezers

Description	42" WIDE BUILT-IN	
	VCSB423 Professional	VISB423 Professional Integrated
Overall Width	42" (106.7 cm)	
Overall Height	82 3/4" (210.2 cm) minimum; 84 1/16" (213.5 cm) maximum	
Overall Depth from Rear	To front edge of side trim – 22 3/16" (56.4 cm) To front of top grille – 24 11/16" (62.7 cm) To end of handle bracket – 27 1/4" (69.2 cm)	To front edge of side trim – 23 3/8" To front of top grille – 24" To end of handle bracket – 26 1/2"
Cutout Width	41 1/2" (105.4 cm) minimum; 41 3/4" (106 cm) maximum	42" (106.7 cm)
Cutout Height	82 7/8" (210.5 cm) minimum; 84 1/16" (213.5 cm) maximum	
Cutout Depth	24" (61.0 cm)	
Electrical Requirements	115VAC/60Hz – 5' (152.4 cm); 3-wire cord with grounded 3-prong plug attached to product	
Maximum Amp Usage	9.9 amps	
Inlet Water Requirement	1/4" copper tubing – 20 psi minimum; 120 psi maximum	
Overall Interior Capacity	Refrigerator – 15.0 cu. ft. (424.8 L); Freezer – 9.0 cu. ft. (254.9 L); Total capacity – 24.0 cu. ft. (679.7 L)	
Approximate Shipping Weight	652 lb. (293.4 kg)	

Description	42" WIDE BUILT-IN SIDE-BY-SIDE	
	VCSB423D Professional	VISB423D Professional Integrated
Overall Width	42" (106.7 cm)	
Overall Height	82 3/4" (210.2 cm) minimum; 84 1/16" (213.5 cm) maximum	
Overall Depth from Rear	To front edge of side trim – 22 3/16" (56.4 cm) To front of top grille – 24 11/16" (62.7 cm) To end of handle bracket – 27 1/4" (69.2 cm)	To front edge of side trim – 23 3/8" To front of top grille – 24" To end of handle bracket – 26 1/2"
Cutout Width	41 1/2" (105.4 cm) minimum; 41 3/4" (106 cm) maximum	42" (106.7 cm)
Cutout Height	82 7/8" (210.5 cm) minimum; 84 1/16" (213.5 cm) maximum	
Cutout Depth	24" (61.0 cm)	
Electrical Requirements	115VAC/60Hz – 5' (152.4 cm); 3-wire cord with grounded 3-prong plug attached to product	
Maximum Amp Usage	11.5 amps	
Inlet Water Requirement	1/4" copper tubing – 20 psi minimum; 120 psi maximum	
Overall Interior Capacity	Refrigerator – 15.0 cu. ft. (424.8 L); Freezer – 8.6 cu. ft. (243.4 L); Total capacity – 23.6 cu. ft. (667.9 L)	
Approximate Shipping Weight	676 lb. (304.2 kg)	

* Custom front models (with 3/4" panels) fit flush in 25" deep cabinet openings with no protrusion into room, except for handles. They can be installed in standard 24" deep openings with the door face and top grille protruding 3/4" into the room.

SIDE-BY-SIDE REFRIGERATOR/FREEZERS		
	DDSB423 Designer	DFSB423 Custom Front
(59.4 cm) (61.0 cm) (67.3 cm)	To front edge of side trim – 23 3/8" (59.4 cm) To front of top grille – 24" (61.0 cm) To end of handle bracket – 26" (66.0 cm)	To front edge of side trim – 23 3/8" (59.4 cm) To front of top grille – 24 3/4" (62.9 cm) To front edge of door trim – 24" (61.0 cm)
		25" (63.5 cm)*
	642 lb. (289 kg)	595 lb. (267.8 kg)

REFRIGERATOR/FREEZERS WITH ICE AND WATER DISPENSER		
	DDSB423D Designer	DFSB423D Custom Front
(59.4 cm) (61.0 cm) (67.3 cm)	To front edge of side trim – 23 3/8" (59.4 cm) To front of top grille – 24" (61.0 cm) To end of handle bracket – 26" (66.0 cm)	To front edge of side trim – 23 3/8" (59.4 cm) To front of top grille – 24 3/4" (62.9 cm) To front edge of door trim – 24" (61.0 cm)
		25" (63.5 cm)*
	665 lb. (299.3 kg)	605 lb. (272.3 kg)

Basic specifications – built-in side-by-side refrigerator/freezers

Description	48" WIDE BUILT-IN	
	VCSB483 Professional	VISB483 Professional Integrated
Overall Width	48" (121.9 cm)	
Overall Height	82 3/4" (210.2 cm) minimum; 84 1/16" (213.5 cm) maximum	
Overall Depth from Rear	To front edge of side trim – 22 3/16" (56.4 cm) To front of top grille – 24 11/16" (62.7 cm) To end of handle bracket – 27 1/4" (69.2 cm)	To front edge of side trim – 23 3/8" To front of top grille – 24" To end of handle bracket – 26 1/2"
Cutout Width	47 1/2" (120.7 cm) minimum; 47 3/4" (121.3 cm) maximum	48" (121.9 cm)
Cutout Height	82 7/8" (210.5 cm) minimum; 84 1/16" (213.5 cm) maximum	
Cutout Depth	24" (61.0 cm)	
Electrical Requirements	115VAC/60Hz – 5' (152.4 cm); 3-wire cord with grounded 3-prong plug attached to product	
Maximum Amp Usage	9.9 amps	
Inlet Water Requirement	1/4" copper tubing – 20 psi minimum; 120 psi maximum	
Overall Interior Capacity	Refrigerator – 18.5 cu. ft. (523.9 L); Freezer – 8.9 cu. ft. (252.0 L); Total capacity – 27.4 cu. ft. (775.9 L)	
Approximate Shipping Weight	715 lb. (321.8 kg)	

Description	48" WIDE BUILT-IN SIDE-BY-SIDE	
	VCSB483D Professional	VISB483D Professional Integrated
Overall Width	48" (121.9 cm)	
Overall Height from Bottom	82 3/4" (210.2 cm) minimum; 84 1/16" (213.5 cm) maximum	
Overall Depth from Rear	To front edge of side trim – 22 3/16" (56.4 cm) To front of top grille – 24 11/16" (62.7 cm) To end of handle bracket – 27 1/4" (69.2 cm)	To front edge of side trim – 23 3/8" To front of top grille – 24" To end of handle bracket – 26 1/2"
Cutout Width	47 1/2" (120.7 cm) minimum; 47 3/4" (121.3 cm) maximum	48" (121.9 cm)
Cutout Height	82 7/8" (210.5 cm) minimum; 84 1/16" (213.5 cm) maximum	
Cutout Depth	24" (61.0 cm)	
Electrical Requirements	115VAC/60Hz – 5' (152.4 cm); 3-wire cord with grounded 3-prong plug attached to product	
Maximum Amp Usage	11.5 amps	
Inlet Water Requirement	1/4" copper tubing – 20 psi minimum; 120 psi maximum	
Overall Interior Capacity	Refrigerator – 18.5 cu. ft. (523.6 L); Freezer – 8.6 cu. ft. (243.4 L); Total capacity – 27.1 cu. ft. (767.0 L)	
Approximate Shipping Weight	735 lb. (330.8 kg)	

* Custom front models (with 3/4" panels) fit flush in 25" deep cabinet openings with no protrusion into room, except for handles. They can be installed in standard 24" deep openings with the door face and top grille protruding 3/4" into the room.

SIDE-BY-SIDE REFRIGERATOR/FREEZERS

		DDSB483 Designer	DFSB483 Custom Front
(59.4 cm) (61.0 cm) (67.3 cm)	To front edge of side trim – 23 3/8" (59.4 cm) To front of top grille – 24" (61.0 cm) To end of handle bracket – 26" (66.0 cm)	To front edge of side trim – 23 3/8" (59.4 cm) To front of top grille – 24 3/4" (62.9 cm) To front edge of door trim – 24" (61.0 cm)	
		25" (63.5 cm)*	
	705 lb. (317.3 kg)	650 lb. (292.5 kg)	

REFRIGERATOR/FREEZERS WITH ICE AND WATER DISPENSER

		DDSB483D Designer	DFSB483D Custom Front
(59.4 cm) (61.0 cm) (67.3 cm)	To front edge of side trim – 23 3/8" (59.4 cm) To front of top grille – 24" (61.0 cm) To end of handle bracket – 26" (66.0 cm)	To front edge of side trim – 23 3/8" (59.4 cm) To front of top grille – 24 3/4" (62.9 cm) To front edge of door trim – 24" (61.0 cm)	
		25" (63.5 cm)*	
	730 lb. (328.5 kg)	675 lb. (303.8 kg)	

Basic specifications – built-in all-refrigerators and all-freezers

Description	30" WIDE	
	VCRB304/VCFB304 Professional	VIRB304/VIFB304 Professional Integrated
Overall Width	30" (76.2 cm)	
Overall Height	82 3/4" (210.2 cm) minimum; 84 1/16" (213.5 cm) maximum	
Overall Depth from Rear	To front edge of side trim – 22 3/16" (56.4 cm) To front of top grille – 24 11/16" (62.7 cm) To end of handle bracket – 27 1/4" (69.2 cm)	To front edge of side trim – 23 3/8" To front of top grille – 24" To end of handle bracket – 26 1/2"
Cutout Width	29 1/2" (74.9 cm) minimum; 29 3/4" (75.6 cm) maximum	30" (76.2 cm)
Cutout Height	82 7/8" (210.5 cm) minimum; 84 1/16" (213.5 cm) maximum	
Cutout Depth	24" (61.0 cm)	
Electrical Requirements	115VAC/60Hz – 5' (152.4 cm); 3-wire cord with grounded 3-prong plug attached to product	
Maximum Amp Usage	9.1 amps	VIRB – 9.9 amps; VIFB – 6.5 amps
Inlet Water Requirement	VCFB Only – 1/4" copper tubing – 20 psi minimum; 120 psi maximum	VIFB Only – 1/4" copper tubing – 20 psi 120 psi maximum
Overall Interior Capacity	Refrigerator – 18.2 cu. ft. (515.1 L); Freezer – 15.9 cu. ft. (450.0 L)	
Approximate Shipping Weight	505 lb. (227.3 kg)	VIRB – 505 lb. (227.3 kg); VIFB – 530 lb.

Note: See Installation Instructions for information on dual installations.

Description	36" WIDE BUILT-IN	
	VCRB364/VCFB364 Professional	VIRB364/VIFB364 Professional Integrated
Overall Width	36" (91.4 cm)	
Overall Height	82 3/4" (210.2 cm) minimum; 84 1/16" (213.5 cm) maximum	
Overall Depth from Rear	To front edge of side trim – 22 3/16" (56.4 cm) To front of top grille – 24 11/16" (62.7 cm) To end of handle bracket – 27 1/4" (69.2 cm)	To front edge of side trim – 23 3/8" To front of top grille – 24" To end of handle bracket – 26 1/2"
Cutout Width	35 1/2" (90.2 cm) minimum; 35 3/4" (90.8 cm) maximum	36" (91.4 cm)
Cutout Height	82 7/8" (210.5 cm) minimum; 84 1/16" (213.5 cm) maximum	
Cutout Depth	24" (61.0 cm)	
Electrical Requirements	115VAC/60Hz – 5' (152.4 cm); 3-wire cord with grounded 3-prong plug attached to product	
Maximum Amp Usage	9.5 amps	VIRB – 9.9 amps; VIFB – 6.5 amps
Inlet Water Requirement	VCFB Only – 1/4" copper tubing – 20 psi minimum; 120 psi maximum	VIFB Only – 1/4" copper tubing – 20 psi 120 psi maximum
Overall Interior Capacity	Refrigerator – 22.8 cu. ft. (645.2 L); Freezer – 19.1 cu. ft. (540.5 L)	
Approximate Shipping Weight	570 lb. (256.5 kg)	VIRB – 570 lb. (256.5 kg); VIFB – 585 lb.

BUILT-IN ALL-REFRIGERATORS AND ALL-FREEZERS		
	DDRB304/DDFB304 Designer	DFRB304/DFFB304 Custom Front
(59.4 cm) (61.0 cm) (67.3 cm)	To front edge of side trim – 23 3/8" (59.4 cm) To front of top grille – 24" (61.0 cm) To front edge of door trim – 26" (66.0 cm)	To front edge of side trim – 23 3/8" (59.4 cm) To front of top grille – 24 3/4" (62.9 cm) To front edge of door trim – 24" (61.0 cm)
	9.1 amps	
minimum;	DDFB Only – 1/4" copper tubing – 20 psi minimum; 120 psi maximum	DFFB Only – 1/4" copper tubing – 20 psi minimum; 120 psi maximum
(238.5 kg)	495 lb. (222.8 kg)	465 lb. (209.3 kg)

ALL-REFRIGERATORS AND ALL-FREEZERS		
	DDRB364/DDFB364 Designer	DFRB364/DFFB364 Custom Front
(59.4 cm) (61.0 cm) (67.3 cm)	To front edge of side trim – 23 3/8" (59.4 cm) To front of top grille – 24" (61.0 cm) To front edge of door trim – 26" (66.0 cm)	To front edge of side trim – 23 3/8" (59.4 cm) To front of top grille – 24 3/4" (62.9 cm) To front edge of door trim – 24" (61.0 cm)
	9.5 amps	
minimum;	DDFB Only – 1/4" copper tubing – 20 psi minimum; 120 psi maximum	DFFB Only – 1/4" copper tubing – 20 psi minimum; 120 psi maximum
(263.3 kg)	555 lb. (249.8 kg)	515 lb. (231.8 kg)

Basic specifications – freestanding refrigerator/freezers

Description	36" WIDE FREESTANDING BOTTOM-MOUNT REFRIGERATOR /	
	VCBF036/VCFF036 Professional and DDBF036/DDFF036 Designer	
Overall Width	35 5/8" (90.5 cm)*	
Overall Height	70 1/8" (178.1 cm)**	
Overall Depth from Rear to Front of Door	26 3/4" (67.9 cm)	
Cutout Width	36" (91.4 cm)	
Cutout Height	70 1/2" (179.0 cm)	
Cutout Depth	24" (61.0 cm)	
Electrical Requirements	115VAC/60Hz, 15 amp dedicated circuit; 3-wire cord with grounded 3-prong plug attached to product	
Maximum Amp Usage	7.9 amps	
Inlet Water Requirement	1/4" copper tubing inlet waterline; 35 psi minimum; 100 psi maximum	
Overall Interior Capacity	Bottom-mount Refrigerator – 14.4 cu. ft. (407.0 L) Freezer – 5.5 cu. ft. (156.0 L) Total capacity – 19.9 cu. ft. (563.0 L)	French-door bottom-mount Refrigerator – 14.1 cu. ft. (399.0 L) Freezer – 5.5 cu. ft. (156.0 L) Total capacity – 19.6 cu. ft. (555.0 L)
Approximate Shipping Weight	327 lb. (148.7 kg)	

* Adding accessory side panels increases overall width to 35 7/8" (91.1 cm)

** Adding accessory tops/grilles increases overall height to 71 7/8" (182.6 cm)

FREEZERS	36" WIDE FREESTANDING SIDE-BY-SIDE REFRIGERATOR/FREEZERS	
VCSF036/VCSF036D Professional and DDSF036/DDSF036D Designer		
	70" (178.0 cm)**	
	Non-dispenser – 7.8 amps; Dispenser – 9.4 amps	
	Non-dispenser Refrigerator – 13.5 cu. ft. (382.0 L) Freezer – 8.0 cu. ft. (229.0 L) Total capacity – 21.5 cu. ft. (611.0 L)	Dispenser Refrigerator – 13.5 cu. ft. (382.0 L) Freezer – 8.1 cu. ft. (229.0 L) Total capacity – 21.6 cu. ft. (611.0 L)
	314 lb. (141.3 kg)	

Basic specifications – refrigerated drawers

Description	24" WIDE REFRIGERATED DRAWERS		
	VURD140 Professional	DURD140 Designer	DFRD140 Custom Front
Overall Width	23 7/8" (60.6 cm)		
Overall Height	34 1/4" (87.0 cm) minimum 35" (88.9 cm) maximum		
Overall Depth from Rear	26 7/8" (68.3 cm) to end of handle	25 3/8" (64.5 cm) to end of handle	24 1/16" (61.4 cm) to front of custom panel
Cutout Width	24" (61.0 cm)		
Cutout Height	34 1/2" (87.6 cm) minimum 35 1/8" (89.2 cm) maximum		
Electrical Requirements	115VAC/60Hz		
Maximum Amp Usage	3.3 amps		
Interior Capacity	5.8 cu. ft. (164.2 L)		
Approximate Shipping Weight	180 lb. (81.8 kg)		

15" undercounter beverage centers

Description	15" WIDE REFRIGERATED BEVERAGE CENTERS	
	VUAR150/VUAR150T/VUAR151 Professional	DUAR150/DUAR151 and DFUR150/DFUR151 Designer
Overall Width	14 3/4" (37.5 cm)	
Overall Height	34 1/4" (87.0 cm) minimum; 35" (88.9 cm) maximum	
Overall Depth from Rear	26 1/8" (66.4 cm) to end of handle	DUAR: 24 5/8" (62.5 cm) to end of handle DFUR: 23 7/16" (59.5 cm) to front of custom panel
Cutout Width	15" (38.1 cm)*	
Cutout Height	34 1/2" (87.6 cm) minimum; 35 1/8" (89.2 cm) maximum	
Cutout Depth	24" (61.0 cm)	
Electrical Requirements	115VAC/60Hz	
Maximum Amp Usage	3.0 amps	
Maximum Storage Capacity	3.0 cu. ft. (84.9 L)	
Approximate Shipping Weight	110 lb. (49.5 kg)	

* 15" (38.1 cm) width for cabinet only. If door is recessed between cabinets, cutout must be 15 1/4" (38.7 cm).

Basic specifications – 24" undercounter beverage centers

Description	24" WIDE REFRIGERATED BEVERAGE CENTERS	
	VUAR140/VUAR140T/VUAR141 Professional	DUAR140/DUAR141 and DFUR140/Designer
Overall Width	23 7/8" (60.6 cm)	
Overall Height	34 1/4" (87.0 cm) minimum; 35" (88.9 cm) maximum	
Overall Depth from Rear	26 7/8" (68.3 cm) to end of handle	DUAR: 25 3/8" (64.5 cm) to end of handle DFUR: 24 3/16" (61.4 cm) to front of
Cutout Width	24" (61.0 cm)*	
Cutout Height	34 1/2" (87.6 cm) minimum; 35 1/8" (89.2 cm) maximum	
Cutout Depth	24" (61.0 cm)	
Electrical Requirements	115VAC/60Hz	
Maximum Amp Usage	3.3 amps	
Inlet Water Requirements	-	
Maximum Storage Capacity	6.1 cu. ft. (172.7 L)	
Approximate Shipping Weight	140 lb. (63.0 kg)	

* 24" (61.0 cm) width for cabinet only. If door is recessed between cabinets, cutout must be 24 1/4" (61.6 cm).

24" WIDE REFRIGERATED BEVERAGE CENTERS WITH ICE MAKER			
DFUR141	VURI140D/VURI140T Professional	DURI140D Designer	DFRI140D Custom Front
custom panel	26 7/8" (68.3 cm) to end of handle	25 3/4" (64.5 cm) to end of handle	24 3/16" (61.4 cm) to front of custom panel
	1/4" copper tubing inlet waterline; 35 psi minimum; 100 psi maximum		

Basic specifications – wine cellars

Description	15" WIDE UNDERCOUNTER WINE CELLARS	
	VUWC152 Professional	DUWC152/DFUW152 Designer
Overall Width	14 3/4" (37.5 cm)	
Overall Height	34 1/4" (87.0 cm) minimum; 35" (88.9 cm) maximum	
Overall Depth from Rear	26 1/8" (66.4 cm) to end of handle	DUWC: 24 5/8" (62.5 cm) to end of handle DFUW: 23 7/16" (59.5 cm) to front of
Cutout Width	15" (38.1 cm)*	
Cutout Height	34 1/2" (87.6 cm) minimum; 35 1/8" (89.2 cm) maximum	
Cutout Depth	24" (61.0 cm)	
Electrical Requirements	115VAC/60Hz	
Maximum Amp Usage	3.0 amps	
Maximum Storage Capacity	24 bottles	
Approximate Shipping Weight	110 lb. (49.5 kg)	

* 15" (38.1 cm) width for cabinet only. If door is recessed between cabinets, cutout must be 15 1/4" (38.7 cm).

** 24" (61.0 cm) width for cabinet only. If door is recessed between cabinets, cutout must be 24 1/4" (61.6 cm).

Description	30"	
	VCWB300 Professional	
Overall Width	30" (76.2 cm)	
Overall Height	82 3/4" (210.2 cm) minimum; 84 1/16" (213.5 cm) maximum	
Overall Depth from Rear	To rear of side trim – 22 3/16" (56.4 cm) To front of top grille – 24 1/2" (62.2 cm) To front edge of handle – 27" (68.6 cm)	To front edge of To front of top To front edge of
Cutout Width	29 1/2" (74.9 cm)	30" (76.2 cm)
Cutout Height	82 7/8" (210.5 cm) minimum; 84 1/16" (213.5 cm) maximum	
Cutout Depth	24" (61.0 cm)	
Electrical Requirements	115VAC/60Hz; 5 ft. (152.4 cm); 3-wire cord with grounded 3-prong plug attached to product	
Maximum Amp Usage	2.0 amps	
Maximum Storage Capacity	150 bottles	
Approximate Shipping Weight	560 lb. (252 kg)	

24" WIDE UNDERCOUNTER WINE CELLARS		
	VUWC142 Professional	DUWC142 and DFUW142 Designer
	23 7/8" (60.6 cm)	
custom panel	26 7/8" (68.3 cm) to end of handle	DUWC: 25 3/8" (64.5 cm) to end of handle DFUW: 24 3/16" (61.4 cm) to front of custom panel
	24" (61.0 cm)**	
	3.3 amps	
	54 bottles	
	140 lb. (63.0 kg)	

WIDE FULL HEIGHT WINE CELLARS	
DDWB300 Designer	DFWB300 Custom Front
side trim – 23 13/16" (60.5 cm) grille – 24" (61.0 cm) handle – 26" (66.0 cm)	To front edge of side trim – 23 13/16" (60.5 cm) To front of top grille – 24 3/4" (62.9 cm) To front edge of door trim – 24" (61.0 cm)
	25" (63.5 cm); can be installed in 24" openings – door faces and grille will protrude 3/4" (1.9 cm)

Basic specifications – ice machines

Description	15" WIDE ICE MACHINES	
	VUIM150/VUIM150T Professional	DUIM150 Designer
Overall Width	14 3/4" (37.5 cm)	
Overall Height	34 1/4" (87.0 cm) minimum 35" (88.9 cm) maximum	
Overall Depth from Rear	27 1/8" (68.9 cm) to end of handle bracket	25 5/8" (65.1 cm) to edge of handle
Cutout Width	15" (38.1 cm)*	
Cutout Height	34 1/2" (87.6 cm) minimum 35 1/8" (89.2 cm) maximum	
Cutout Depth	24" (61.0 cm)	
Electrical Requirements	115VAC/60Hz	
Maximum Amp Usage	3.0 amps	
Maximum Storage Capacity	35 lb. (16 kg.)	
Approximate Shipping Weight	110 lb. (49.5 kg)	

* 15" (38.1 cm) width for cabinet only. If door is recessed between cabinets, cutout must be 15 1/4" (38.7 cm).

Beverage dispensers

Description	24" WIDE BEVERAGE DISPENSERS	
	VRBD140T Professional Portable	VUBD140T Professional Undercounter
Overall Width	24 5/8" (62.5 cm)	23 7/8" (60.6 cm)
Overall Height (to top of tower)	52" (132.1 cm)	47 3/4" (121.3 cm) minimum 48 3/4" (123.8 cm) maximum
Overall Depth from Rear (to end of handle brackets)	27 5/8" (70.2 cm)	26 7/8" (68.3 cm)
Cutout Width (without casters)	24 3/4" (62.9 cm)	24" (61.0 cm)*
Cutout Height (without casters)	35 9/16" (90.3 cm)	34 1/8" (87.9 cm) minimum 35 1/8" (89.2 cm) maximum
Cutout Depth	24" (61.0 cm)	
Electrical Requirements	115VAC/60Hz	
Maximum Amp Usage	3.3 amps	
Maximum Storage Capacity	1/2 barrel – 15.5 gal. (58.7 L)	
Approximate Shipping Weight	177 lb. (79.7 kg)	

* 24" (61.0 cm) width for cabinet only. If door is recessed between cabinets, cutout must be 24 1/4" (61.6 cm).



Viking Range Corporation
111 Front Street
Greenwood, Mississippi 38930 USA
(662) 455-1200

For product information,
call 1-888-VIKING1 (845-4641),
or visit the Viking Web site at
vikingrange.com



Free Manuals Download Website

<http://myh66.com>

<http://usermanuals.us>

<http://www.somanuals.com>

<http://www.4manuals.cc>

<http://www.manual-lib.com>

<http://www.404manual.com>

<http://www.luxmanual.com>

<http://aubethermostatmanual.com>

Golf course search by state

<http://golfingnear.com>

Email search by domain

<http://emailbydomain.com>

Auto manuals search

<http://auto.somanuals.com>

TV manuals search

<http://tv.somanuals.com>