

Before You Begin

- Verify all of the contents of your accessory package
- Save the carton and packing material for future shipping
- Place your Subwoofer so that the rear connectors are accessible
- Write down your WSS-1A Serial Number (located on the back)


Contents:




Subwoofer & Speakers



Quick Start Guide, Brochure, Registration Card



Power Cord



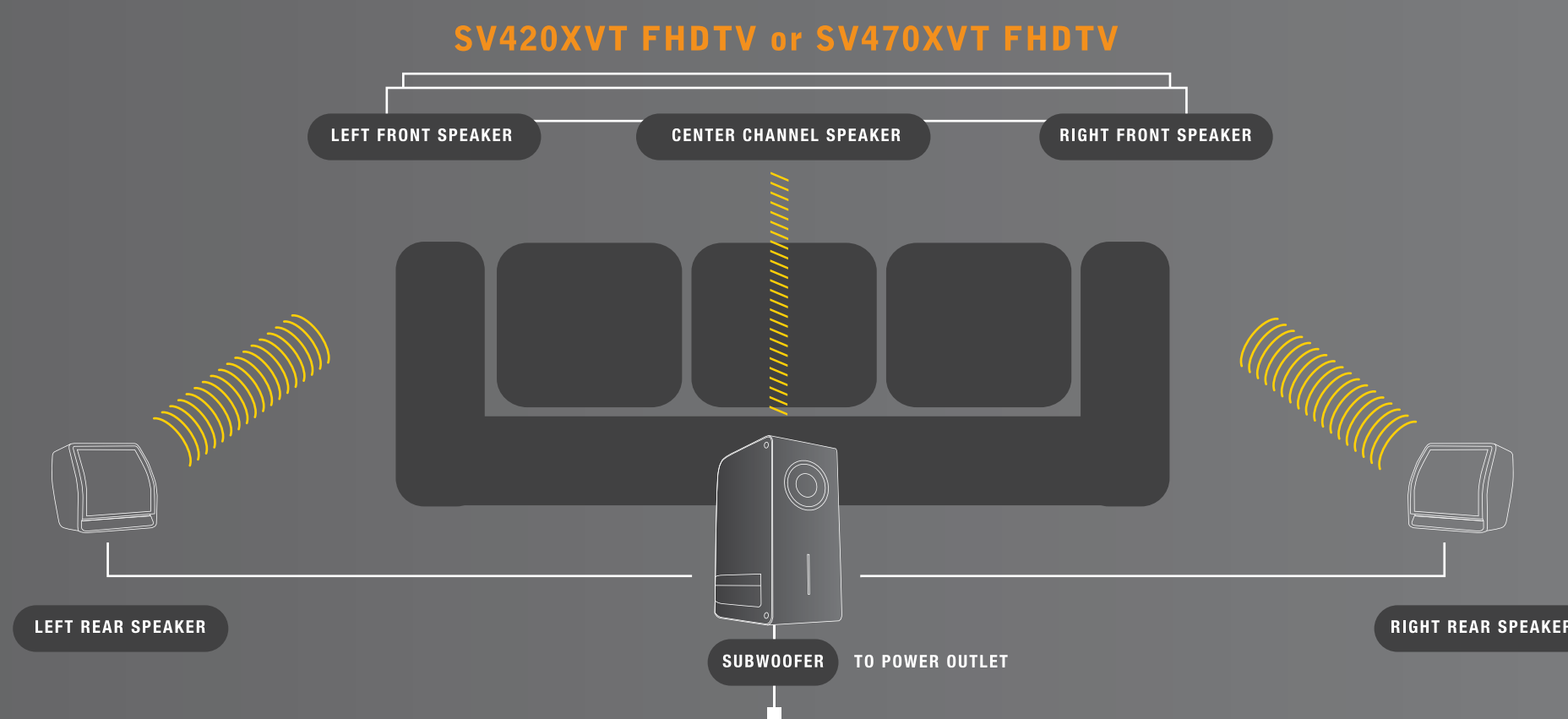
Transmitter Card

Setting up your TV and Wireless Speakers

Before making any connections, please familiarize yourself with your new wireless speaker system. The set consists of two satellite speakers, labeled left (white color connector) and right (red color connector), and a subwoofer. On the back of the subwoofer, you will see a three-prong power connector (labeled AC IN), two plug-in sockets (labeled SPEAKER), and a small button (labeled CH-SEARCH/PAIRING).

The AC IN is where the power cord will be connected to supply power to the set. The two colored sockets match up with the connectors for the left (white) and right (red) speakers. The small channel search/pairing button is used if re-pairing is required.

The diagram below shows a typical setup of the wireless speaker system in relation to the TV.



PAIRING PROCEDURE:

Your wireless speaker system has already been paired (this means they are set to communicate to each other). To set up the wireless speaker system and your TV, follow the instructions below.

1. Turn the TV off.
2. Connect the left and right speakers to the subwoofer matching the red and white connectors to their matching sockets. (See FIG. 1)
3. Plug the power cord into the subwoofer. An LED on the front of the subwoofer will start flashing. This indicates that the wireless speaker system is ready to be paired to the TV. (See FIG. 2)
4. Remove the transmitter card (Tx) from its package.
5. Insert the Tx card into the slot on the left-hand side of the TV (as you face the display), and make sure the gold plated connectors at the end of the Tx card face towards the front of the TV.
6. Turn the TV on.
7. The flashing LED will become a solid light, indicating that pairing has taken place.
8. To verify your TV and wireless speakers are ready, press MENU to bring up the On Screen Display menu and select Audio Mode. Scroll down to Wireless Speaker and select "ON", or press the 5.1 hot key on the remote control.
9. Now, enjoy Dolby 5.1 surround sound (if provided with the programming) or simulated stereo surround sound.

If re-pairing of the Wireless Speaker System is required

Note: The following steps are required ONLY if the Wireless Speaker System and the TV did not pair (locate each other) correctly after following the instructions.


1. Turn the TV off.
2. On the transmitter card (Tx) find the sliding switch near the gold-plated connectors. There are two positions (ID and PLAY). Slide the switch to the ID position. (See Fig. 1)
3. Insert the card into the TV slot.
4. Plug the AC power cord into the subwoofer. (See Fig. 2) The subwoofer LED will flash.
5. Turn the TV on.
6. Press and hold down the Channel Search (CH-SEARCH) button on the back of the subwoofer for approximately 5 seconds. A long beep will sound. (See Fig. 3)
7. The LED will stop flashing and change to a solid light.
8. To complete pairing, turn the TV off, remove the TX card from the slot and slide to the Play position, then re-insert it into the TV slot. Turn on the TV and enjoy the new surround sound.



For further assistance, please call (877) 698-4946 or e-mail us at techsupport@vizio.com.

To purchase or inquire about accessories and installation services for your VIZIO LCD HDTV, please visit our website at www.vizio.com or call toll-free at 888-VIZIOCE (888-849-4623).

We also recommend you register your VIZIO WSS-1A Wireless Speaker System either at our website www.vizio.com or fill out the enclosed registration card and mail it in.





WSS^{1A} WIRELESS SPEAKER SYSTEM

QUICKSTART GUIDE

VIZIO LIMITED PRODUCT WARRANTY

VIZIO provides a "ONE-YEAR LIMITED WARRANTY" against manufacturing defects in materials and workmanship to the original purchaser of new VIZIO audio equipment purchased from an authorized VIZIO U.S. reseller and used in the fifty (50) United States or Puerto Rico.

VIZIO'S RESPONSIBILITY

VIZIO audio equipment purchased new from an authorized VIZIO U.S. reseller and that is used in the fifty (50) United States or Puerto Rico are warranted to be free from manufacturing defects in materials and workmanship for one (1) year from the date of the original retail purchase. If the audio equipment fails to conform to this limited warranty, VIZIO will, at its option and sole discretion, repair or replace the audio equipment.

LABOR

During the one-year limited warranty period, VIZIO will provide, when needed, service labor to repair a manufacturing defect. Repairs required on audio equipment generally will be performed at a VIZIO service center.

PARTS

Repairs may be made with new or recertified parts, or the entire unit may be replaced with a new or recertified unit, at VIZIO's option and sole discretion. Replacement parts or replacement units provided under this limited warranty are warranted for the remaining portion of the original warranty period, or for ninety (90) days from warranty service or replacement, whichever is later.

HOW TO OBTAIN WARRANTY SERVICE

To obtain warranty service, contact VIZIO Technical Support via email at TechSupport@VIZIO.com, via phone at 877-MYVIZIO (877-698-4946), or via postal mail at VIZIO Technical Support, 39 Tesla, Irvine, CA 92618. You must provide the model, serial number, and date of purchase. VIZIO Technical Support is available from 6:00AM to 9:00PM Pacific Time, Monday through Friday, and 8:00AM to 4:00PM Pacific Time, Saturday and Sunday. Please note that holiday hours may vary. For up to date information, please visit www.VIZIO.com.

VIZIO reserves the right to assess all warranty claims and to determine if defects or damages are covered by this limited warranty. In case of a claim that is not covered by this warranty, you will be contacted to determine whether VIZIO should repair the damage for a fee or whether the product should be returned to you as received by the service technician or service center.

Parts and service labor that are VIZIO's responsibility under this limited warranty will be provided without charge. All other service is at the customer's expense. VIZIO reserves the right to charge the customer for any service call for anything not covered by this limited warranty. Before you ask for warranty service, please review your User Manual. You may avoid a service call and a service charge.

PLEASE DO NOT RETURN YOUR UNIT TO VIZIO WITHOUT PRIOR AUTHORIZATION.

WHAT IS NOT COVERED

This limited warranty does not cover the following: cosmetic defects; damage, malfunctions or failures resulting from shipping or transit, improper or faulty installation, abuse, operation contrary to furnished instructions, operation on incorrect power supplies, products not supplied by VIZIO, modification, alteration, improper servicing or tampering; damage from fire, water, lightning, power surges, abnormal environmental conditions or other acts of nature; normal wear and tear; unsatisfactory audio performance not caused by a manufacturing defect; or audio equipment with a missing or unreadable serial number. Operation of the audio equipment for commercial purposes or in applications or uses for which the audio equipment is not intended is not covered by this limited warranty. Installation, removal, transportation and reinstallation of audio equipment, and routine maintenance and cleaning, are not covered by this limited warranty.

THERE ARE NO EXPRESS WARRANTIES OTHER THAN THOSE LISTED OR DESCRIBED ABOVE. ANY IMPLIED WARRANTIES, INCLUDING ANY IMPLIED WARRANTY OF MERCHANTABILITY AND FITNESS FOR A PARTICULAR PURPOSE, SHALL BE LIMITED IN DURATION TO THE PERIOD OF TIME SET FORTH ABOVE. VIZIO'S TOTAL LIABILITY FOR ANY AND ALL LOSSES AND DAMAGES RESULTING FROM ANY CAUSE WHATSOEVER, INCLUDING VIZIO'S NEGLIGENCE, ALLEGED DAMAGE, OR DEFECTIVE GOODS, WHETHER SUCH DEFECTS ARE DISCOVERABLE OR LATENT, SHALL IN NO EVENT EXCEED THE PURCHASE PRICE OF THE AUDIO EQUIPMENT. VIZIO SHALL NOT BE RESPONSIBLE FOR LOSS OF USE, COMMERCIAL LOSS, LOST REVENUE OR LOST PROFITS, OR OTHER INCIDENTAL OR CONSEQUENTIAL DAMAGES. SOME STATES DO NOT ALLOW LIMITATIONS ON HOW LONG AN IMPLIED WARRANTY LASTS OR THE EXCLUSION OR LIMITATION OF INCIDENTAL OR CONSEQUENTIAL DAMAGES, SO THE ABOVE LIMITATIONS OR EXCLUSIONS MAY NOT APPLY TO YOU.

This warranty gives you specific legal rights, and you may also have other rights, which vary from state to state. This is the only warranty applicable; no one is authorized to extend or modify it or to grant any other warranty on VIZIO's behalf.

OWNER'S RESPONSIBILITY

To ensure warranty service, keep the dated bill or sales receipt as evidence of the purchase date and location. This limited warranty applies only to original purchaser and is non-transferable.

Warranty service conditions are subject to change. For the latest Warranty Terms and Conditions and additional information regarding VIZIO's Limited Product Warranty, please see complete details online at www.VIZIO.com.

VIZIO RETURN POLICY

VIZIO's return policy allows for products purchased directly from VIZIO to be returned by the original purchaser during the initial thirty (30) day period following the date of purchase. A VIZIO return authorization number must first be obtained as provided below. The refund will be the purchase price actually paid by the purchaser less a ten percent (10%) restocking fee per each item returned. Shipping and handling are not refundable.

The return authorization number must first be obtained from VIZIO's Customer Service by emailing CustomerSupport@VIZIO.com or by calling 949-428-2525, 6:00AM to 9:00PM Pacific Time, Monday through Friday, and 10:00AM to 2:00PM Pacific Time, Saturday and Sunday. Please note that holiday hours may vary. For up to date information, please visit www.VIZIO.com.

Products must be returned to the address specified by VIZIO Customer Service and must be shipped in the original packaging, with freight prepaid to VIZIO, and must be received in new and unused condition. The return authorization number must be included in the packaging. VIZIO reserves the right to assess fees for any damaged or missing parts in addition to the ten percent (10%) restocking fee.

Return authorization numbers are only valid for only fifteen (15) days from issuance. The customer is responsible for and must prepay all shipping charges and shall assume all risk of loss or damage to the product while in transit to VIZIO. If the product is returned to VIZIO (i) without a VIZIO return authorization number, and/or (ii) beyond the fifteen (15) day period, and/or (iii) without proper packaging, VIZIO retains the right to refuse delivery of such return or may return the unit to the customer at the customer's expense and with no refund issued. This return policy does not apply to defective products. Please read VIZIO's Limited Product Warranty for warranty terms and conditions.

WARRANTY REPAIR PROCEDURE

Warranty repair generally is performed on audio equipment which is determined to be economically repairable.

If VIZIO Technical Support determines that a problem with an audio equipment unit may be within the terms and conditions of the VIZIO Limited Product Warranty and that repair may be economically performed, the customer will be provided with repair authorization number and shipping for repair instructions. The determination for performing the repair may be dependent upon the manufacturing defect and is at VIZIO's option and sole discretion. Proof of purchase is required to confirm the product is within the one-year limited warranty period and meets the terms and conditions of the VIZIO Limited Product Warranty. The total approximate time for the repair process, which includes the repair diagnosis, obtaining the replacement part(s), and arranging the repair, is typically completed within approximately 3 to 5 business days, pending the availability of replacement parts and other factors.

WARRANTY REPLACEMENT PROCEDURE

Warranty Replacement generally is performed on audio equipment which is determined to be economically unrepairable.

If VIZIO Technical Support determines that a problem with audio equipment may be within the terms and conditions of the VIZIO Limited Product Warranty and that a repair is not economically possible, based on certain manufacturing defects in materials and/or workmanship, and/or at VIZIO's option and sole discretion, the customer will be provided with a return authorization number and replacement instructions. Proof of purchase is required to confirm the product is within the one-year limited warranty period and meets the terms and conditions of the VIZIO Limited Product Warranty. For audio equipment, VIZIO will generally cover the transportation charges to perform an on-site swap of the original unit with the replacement unit. For audio equipment, the customer is responsible for the transportation charges to VIZIO's service center to effect a swap of the original unit with the replacement unit. VIZIO will be responsible for the return transportation charges from the service center to the customer. Please read VIZIO's Limited Product Warranty for warranty terms and conditions.

MAIL-IN WARRANTY REPAIR PROCEDURE

If VIZIO Technical Support determines that a problem with an audio equipment unit may be within the terms and conditions of the VIZIO Limited Product Warranty and that a mail-in repair may be performed, the customer will be provided with a return authorization number and mail-in repair instructions. Proof of purchase is required to confirm the product is within the one-year limited warranty period and meets the terms and conditions of the VIZIO Limited Product Warranty. The customer will be provided with instructions for packing and shipping the unit to the VIZIO service center. The original carton box and packing material, or an equivalent as designated by VIZIO, must be utilized. The cost of shipping to VIZIO's service center is at the customer's expense. After the product is repaired and tested, the VIZIO service center will ship the unit back to the customer at VIZIO's expense. VIZIO is not responsible for the deinstallation or re-installation of the product. Please read VIZIO's Limited Product Warranty for warranty terms and conditions.

PLEASE DO NOT RETURN YOUR UNIT TO VIZIO WITHOUT PRIOR AUTHORIZATION.



Free Manuals Download Website

<http://myh66.com>

<http://usermanuals.us>

<http://www.somanuals.com>

<http://www.4manuals.cc>

<http://www.manual-lib.com>

<http://www.404manual.com>

<http://www.luxmanual.com>

<http://aubethermostatmanual.com>

Golf course search by state

<http://golfingnear.com>

Email search by domain

<http://emailbydomain.com>

Auto manuals search

<http://auto.somanuals.com>

TV manuals search

<http://tv.somanuals.com>