


VORNADO®

OWNER'S GUIDE



*VORNADO
Traditions
Model 125ST*

**READ AND KEEP
THESE IMPORTANT
INSTRUCTIONS**

Maintaining your Vornado Traditions

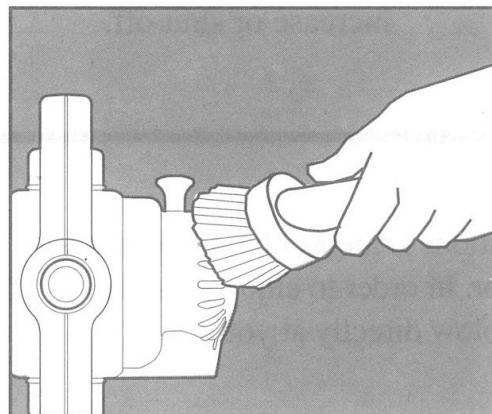
The motor is permanently lubricated for years of trouble free operation and requires no oiling. Your Traditions will need regular cleaning. **Be sure to unplug the unit prior to cleaning.**

Use a vacuum cleaner with the brush attachment to clean any accumulated dust on the front and rear grills and motor housing. Wipe all the plastic parts with a clean damp cloth. A mild detergent solution or a common household cleaner may be used if necessary.

For more thorough cleaning, the grills and fan blade can be removed. Use a screw driver to loosen the grill ring retaining screw and remove the front grill and grill ring. Remove the fan blade by turning the blade knob *clockwise* and pulling the blade straight off the motor shaft. The rear grill may also be removed for washing. This will require the removal of the grill retaining nut. Turn the nut *counterclockwise*.

Do not wash the grills or fan blade in a dishwasher or in hot water. Do not use solvents or abrasive cleaners as this will damage the finish on the plastic parts.

After cleaning Traditions, be sure that all parts are replaced correctly per the assembly instructions and that all nuts and screws are securely tightened.



A vacuum with brush attachment will remove most dust and dirt.

Important Instructions

This appliance has a polarized plug (one blade is wider than the other). To reduce the risk of electric shock, this plug is intended to fit in a polarized outlet only one way. If the plug does not fit fully in the outlet, reverse the plug. If it still does not fit, contact a qualified electrician. Do not attempt to defeat this safety feature.

WARNING - To Reduce The Risk Of Fire Or Electrical Shock, Do Not Use This Fan With Any Solid-State Speed Control Device.

Do unplug your Vornado before cleaning.
Do clean your Vornado regularly.
Do use your Vornado year-round.
Do use common sense when using this and/or any electrical appliance.

Do not position too close to drapes as they may be drawn into the rear grill cutting off air flow.

Do not use outdoors.


Do not use on wet surfaces.

Do not immerse in water and never allow water to drip into motor housing.

Do not use if power supply cord becomes frayed or brittle.


Do not use gasoline, paint thinner, solvents or other chemicals to clean fan.

Do not use near furnaces, fireplaces, stoves or other high temperature heat sources.



The motor of your Vornado needs no oiling.

Vornado Traditions is the perfect solution when you need a localized whisper of breeze. In the Vornado tradition of performance products, the 5-bladed propeller moves air quietly for personal comfort. A unique U-joint mount allows for complete control of air flow.



About your new Vornado Traditions

Vornado brings together the best elements of yesterday's and today's oscillating fans in an all new product. Traditions is a balanced blend of the simplicity of antique fans from the 1920s and '30s with today's contemporary styling. The result is an entirely new and exciting look in oscillating fans.

Operating your Vornado Traditions

There are three major adjustments that can be made to your fan. The amount of air the fan moves, the direction it is moved and whether or not the fan oscillates. These adjustments are simple to make.

Oscillation Knob


To turn on the oscillation motion, simply push the knob down. To stop the fan from oscillating, pull up on the knob.

Pivot Knob


Direct the air flow by adjusting the tilt of the motor head in the pivot yoke. To loosen the pivot knob to make an adjustment, turn the knob counterclockwise and rotate the fan head to the desired tilt. Retighten the pivot by turning the pivot knob clockwise. Always loosen the pivot knob before making a change in the angle of tilt.

Speed Control Ring

Adjust the speed control to provide the amount of air flow desired, from LOW to HIGH. Simply rotate the ring clockwise to decrease the air flow, counterclockwise to increase or shut off.



A Blend of Innovative Technologies




Stylish

Traditional American styling is at home in any room, any decor...an attractive alternative to ordinary oscillators. A fan you don't need to hide.



TotalTilt™ Adjustment

A unique U-mount allows for a wide-range of fan tilt adjustments from horizontal to vertical for rainbow arc oscillation. The oscillation gear box can be disengaged for a steady breeze.




3-speeds

The easily accessible, integrated, collar-style speed control offers a choice of 3 fan speeds. Adjust the speed control to provide the amount of breeze desired. Simply rotate the ring clockwise to decrease the air flow, counterclockwise to increase or shut off.


Helpful Tips

Remember, Traditions is an oscillating fan not a room air circulator. In order to enjoy personal comfort, it must blow directly at you.




Performance

Traditions' 5-bladed propeller moves air quietly for localized comfort.



Safety Grill

Traditions' tight spacing of the rigid steel grill resists curious fingers.



Portable

Traditions' built-in handle lets you easily move the fan from room to room or from home to office.

Perhaps you already own a Vornado whole-room air circulator. We have found many people enjoy the intermittent breeze of an oscillating fan along with the constant air circulation provided by an air circulator.

Vornado Air Circulation Systems 5 Year Limited Warranty

Vornado Air Circulation Systems, Inc. warrants to the original consumer or purchaser that the VornadoTraditions Model 125ST is free from any defects in material or workmanship for the period of five (5) years. If any such defect is discovered within the warranty period, Vornado will repair the unit for a \$15.00 fee to cover the cost of handling and return postage.

For warranty service, call 1-800-234-0604 to obtain a Warranty Repair Authorization (WRA) number. After receiving the WRA number, ship the unit postage-paid with a check for \$15.00 and proof of purchase (date and place of purchase) to:

**Vornado Air Circulation Systems, Inc.
415 E. 13th Street
Andover, KS 67002-9313**

To assure proper handling, you must have a WRA number.

This warranty does not apply to defects resulting from abuse of the unit, modification, alteration, repair or service of the unit by anyone other than Vornado Air Circulation Systems, Inc., mishandling, improper maintenance, commercial use of the unit, or damages which occur in shipment or are attributable to acts of God.

THIS WARRANTY IS THE ONLY ONE WE GIVE ON YOUR VORNADO AIR COMFORT SYSTEM. IT SETS FORTH ALL OUR RESPONSIBILITIES REGARDING YOUR VORNADO AIR COMFORT SYSTEM. THERE ARE NO EXPRESS WARRANTIES EXCEPT AS LISTED ABOVE. VORNADO AIR CIRCULATION SYSTEMS, INC. SHALL NOT BE LIABLE FOR INCIDENTAL OR CONSEQUENTIAL DAMAGES RESULTING FROM THE USE OF OF THIS PRODUCT, OR ARISING OUT OF ANY BREACH OF THIS WARRANTY. ALL EXPRESSED AND IMPLIED WARRANTIES, INCLUDING THE WARRANTIES OF MERCHANTABILITY (AN UNWRITTEN WARRANTY THAT THE PRODUCT IS FIT FOR ORDINARY USE), AND FITNESS FOR A PARTICULAR PURPOSE ARE LIMITED TO THE APPLICABLE WARRANTY PERIOD SET FORTH ABOVE. Some states do not allow the exclusion or limitation of incidental or consequential damages, or a limitation on how long the implied warranties last; so the above exclusions or limitations may not apply to you. This warranty gives you specific legal rights and you may have other rights which vary from state to state.

For your records;

Serial No. _____

(Located on Bottom of Motor Housing)

© Copyright 1995 Vornado Air Circulation Systems, Inc. • Andover, KS
Specifications subject to change without notice.
Rev A JAN95

PF-272

Free Manuals Download Website

<http://myh66.com>

<http://usermanuals.us>

<http://www.somanuals.com>

<http://www.4manuals.cc>

<http://www.manual-lib.com>

<http://www.404manual.com>

<http://www.luxmanual.com>

<http://aubethermostatmanual.com>

Golf course search by state

<http://golfingnear.com>

Email search by domain

<http://emailbydomain.com>

Auto manuals search

<http://auto.somanuals.com>

TV manuals search

<http://tv.somanuals.com>