

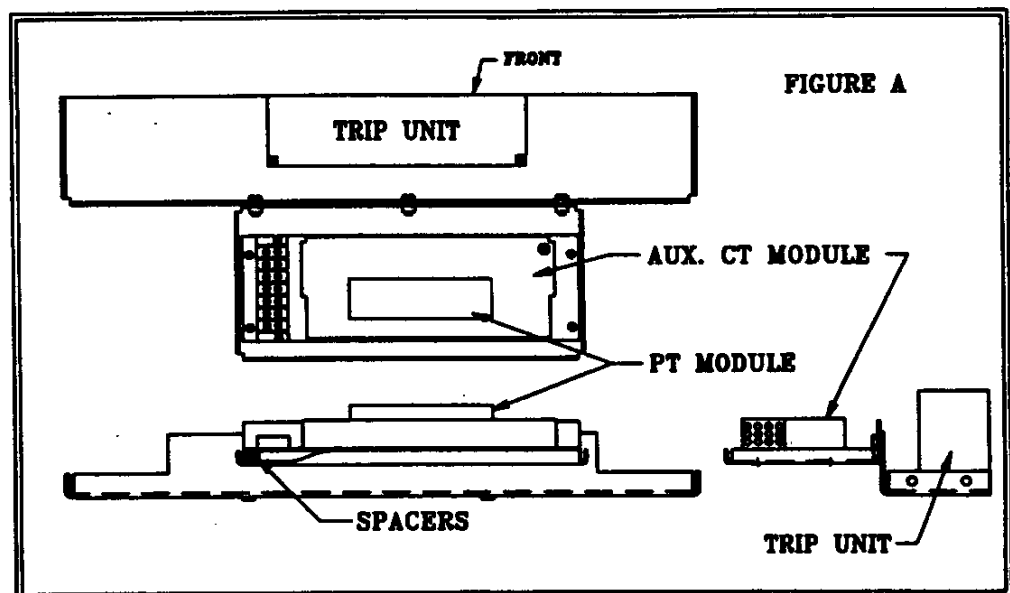
SUPPLEMENTAL INSTRUCTIONS FOR IL33-861-1

FOR BREAKER: Westinghouse DA-50 Manually Operated.

1. Substitute the following for Steps 4 and 5 in IL33-861-1:

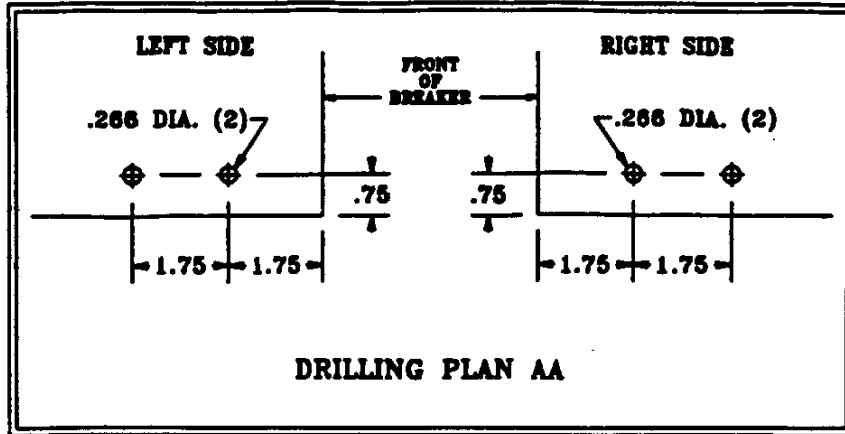
Step 4:

- A. *Refer to Figure A for the following steps.*
Attach the Trip Unit Mounting plate to the Aux. CT Module Mounting using the .250-20 x .75 Bolts and washers provided.
- B. Attach the Auxiliary CT Module to the Aux. CT Module Mounting using the spacers, flat head screws, washers, and nuts provided.
- C. Mount the RMS/R Trip Unit on the Trip Unit Mounting plate using the 4 inch long screws, washers and spacers as shown.
- D. Remove the Trip Unit Cover, install the rating plug provided with the kit, then replace the Cover.
- E. Install the Aux. CT Harness between the Trip Unit and the Aux. CT Module.
- F. *For RMS/R 700 & 800 kits only.*
Attach the PT Module to the top of the Aux. CT Module using the thread cutting screws and insulation provided.



Step 5:

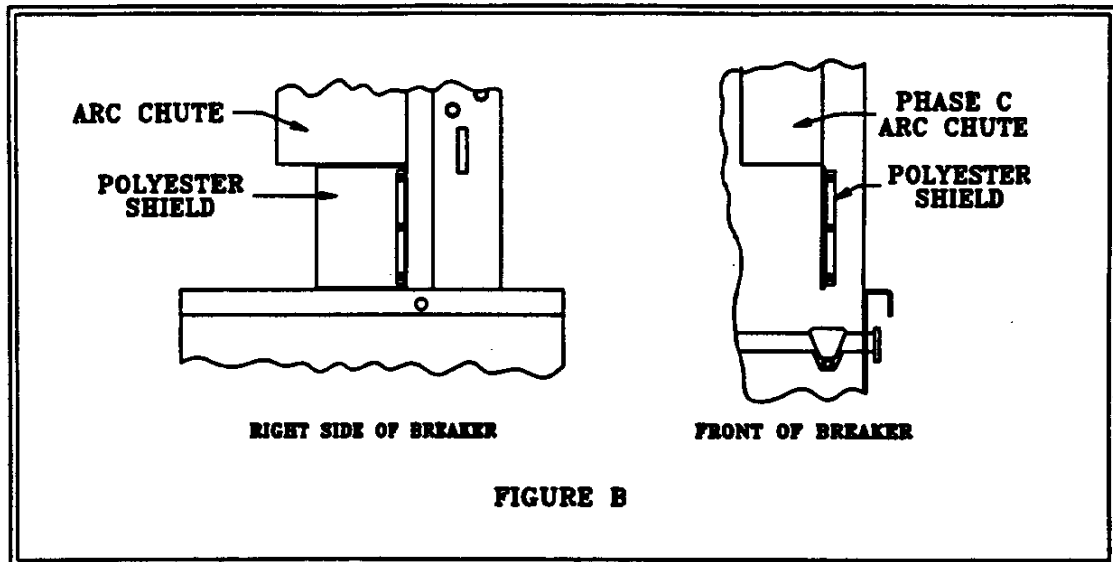
- A. Drill the right and left side of the breaker frame per Drilling Plan AA below.
- B. Mount the Trip Unit Mounting Plate across the bottom front of the breaker frame using the .250-20 x .750 screws, washers, and nuts provided. The mounting plate should be oriented such that the Trip Unit is facing out and the Auxiliary CT Module is in the rear.



2. Substitute the following for Step 10 B in IL33-861-1:

Step 10:

- B. Attach the Barrier Mounting bracket to the Barrier using the nylon screws provided.
- C. Place the Barrier assembly against the rear of the breaker as shown in Figure B. Mark and drill three .166 diameter holes. Use the three .190-32 x .625 thread cutting screws to mount the barrier to the breaker.



Free Manuals Download Website

<http://myh66.com>

<http://usermanuals.us>

<http://www.somanuals.com>

<http://www.4manuals.cc>

<http://www.manual-lib.com>

<http://www.404manual.com>

<http://www.luxmanual.com>

<http://aubethermostatmanual.com>

Golf course search by state

<http://golfingnear.com>

Email search by domain

<http://emailbydomain.com>

Auto manuals search

<http://auto.somanuals.com>

TV manuals search

<http://tv.somanuals.com>