

aquapets™

Owner's Manual

Aquapets are cute little creatures that will bring you happiness!
They all have different personalities, but you care for them in the same way.
Each Aquapet has a special power sign!

Miku



Power Sign: Ocean

Puku



Power Sign: Optimism

Tu



Power Sign: Nature

Kadet



Power Sign: Anti-Gravity

Bunni



Power Sign: Hope

Bebe



Power Sign: Confidence

Stinga



Power Sign: Speed

Fanga



Power Sign: Laughter

Blotto



Power Sign: Mischief

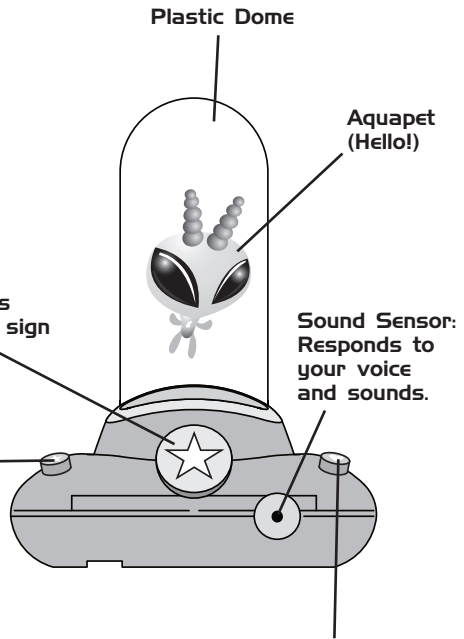
Important: Please save this instruction sheet.
It contains valuable product information.

★ Let's wake your Aquapet up! ★

Make sure batteries are installed.
(see "Battery Information")
Press either ★ or ♥ button twice, quickly. A
"Good morning!" melody will play and the
Aquapet will wake up.
If your Aquapet goes to sleep by itself, press
either button twice again in
order to wake it up.

(★ / Left) button:
Press this to feed
the Aquapet or to
choose "left"
during the game

Your Aquapet's
special power sign



(♥ / Right) button:
Press this to pet the
Aquapet, or to choose
"right" during the game

★ Let's communicate! ★

Your Aquapet may be shy at the beginning. When it gets to know you, it will be perky and react to your voice and sounds you make.

There are 3 ways to interact with your Aquapet:



Feed it

Feed by pressing the ★ button. Feed it enough to make it full, but too much food may make it upset!



Talk to it

Your Aquapet reacts to voices and sounds. Talk to it. Sing to it. Tell it a story (or a secret!)



Pet it

Pet by pressing the ♥ button. Pet it a lot! You can tell it likes that!



HINT: Hold the Aquapet's tube up to your eye at a 45-degree angle to get a special close-up view of your new friend!

★ Your Aquapet gets lonely! ★

When left alone for a while, it will call out for attention. It will hop around impatiently and make sounds. As with a crying baby, it's hard to know what the Aquapet wants. Is it hungry, does it want to play a game or just hear your voice? You need to guess!

- If it does not receive the right thing, it will sway its body right and left indicating "no".
 - If it receives the right action, it will move up and down to indicate "yes".
- If you give your Aquapet what it desires, it may play a song, or begin its favorite game.

★ Your Aquapet knows six different songs! ★



Can you get it to play all of them?

★ Your Aquapet plays games, too! ★

Aquapets love to play a game that is like Rock, Paper, Scissors. When your Aquapet is in the mood to play, music will start and the Aquapet will sway from side to side. Try to anticipate its movements—it is going to dart to the left or right?

If you predict it will go to the left, press the ★ button.

If you think it will go to the right, press the ♥ button.

You win if you read your Aquapet's mind. It will play songs and dance for you in joy!
You lose if you choose the wrong direction! The Aquapet will be unhappy and sulk.

★ If you ignore your Aquapet, it will fall asleep. ★

The Aquapet will try to get your attention, but if it does not respond, a “good night” lullaby will play and it will take a nap.



HINT: If you have two or more Aquapets, place them together and they will make happy sounds and play with each other!



★ How to put your Aquapet to sleep: ★

Press both ★ and ♥ buttons simultaneously and hold until you hear the lullaby (about 3 seconds.)
Your Aquapet will fall asleep!

To wake your Aquapet up, quickly tap either button twice.
The “good morning” melody will sound and the Aquapet will greet you, ready to play!

Remember, Aquapets are mystical creatures. No one knows what they are going to do. Here are some of the responses they will give, but explore them for yourself!
After a while you will know whether your Aquapet is happy or complaining.

Enjoy your Aquapet!



Happy Sounds:

- Chirping
- Chuckling
- Jingly Bells
- Munching Sounds
- Attention Sound

Unhappy Sounds:

- Whining
- Whimpering
- Unhappy chirping

Motions:

- Side to side:
• No; I don't like this; I'm unhappy!
- Up and Down:
• Yes; I like this; I am happy!

Important Toy Information:

Before playing with your Aquapet, make sure fresh batteries are installed (see instructions)
If left alone, this toy will automatically shut off after one minute.

Battery Specifications:

This toy requires (2) AAA batteries. Duration time: 6 hrs continuous
(when alkaline battery is used)

Battery Safety:

- ✘ Only adults should install and replace batteries.
- ✘ Only use the specified battery types.
- ✘ Do not use rechargeable batteries.
- ✘ Do not try to recharge non-rechargeable batteries.
- ✘ Insert batteries correctly. Match positive and negative signs.
- ✘ Do not place anything across the battery terminals.
- ✘ Do not mix alkaline, standard (carbon-zinc), or rechargeable (nickel-cadmium) batteries.
- ✘ Do not mix old and new batteries.
- ✘ Remove dead or weak batteries.
- ✘ Dispose of batteries safely. Recycle them where possible.
- ✘ Do not dispose of batteries in a fire. They may explode!

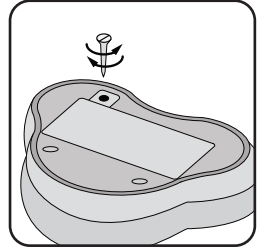


fig.1

To Replace Batteries:

1. Loosen the single screw on the panel at the bottom of the toy and remove the cover (fig.1).
2. Remove the old batteries.
3. Correctly set 2 new AAA batteries (fig.2).
5. Replace battery cover and tighten screw.

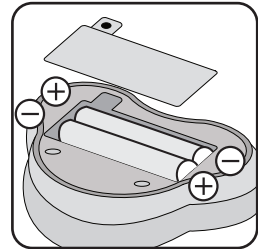


fig.2

SAFETY WARNINGS:

Parents and guardians, please read carefully.

- ✘ In case of liquid leakage, do not ingest. If liquid gets in eyes, flush eyes thoroughly with water and consult a physician. If liquid gets on clothes or skin, wash it off with water.
- ✘ Read the instruction manual carefully before playing. Also keep this manual.
- ✘ Do not forcefully press the buttons or twist the dome.
- ✘ Do not break into parts.
- ✘ Do not wet this toy. It is not waterproof.
- ✘ Stop playing immediately if it breaks or malfunctions.
- ✘ This toy will not perform correctly when the batteries are old. Please replace them with new batteries.
- ✘ Do not leave this toy in extremely hot or cold areas, humid or dusty areas or in direct sunlight.



AQUAPETS

11/03

IF YOU HAVE ANY QUESTIONS, PLEASE CONTACT US AT
1-800-247-6570
WWW.WILDPLANET.COM
©2003 Wild Planet Toys, Inc.

Download from www.Somanuals.com. All Manuals Search And Download.

Free Manuals Download Website

<http://myh66.com>

<http://usermanuals.us>

<http://www.somanuals.com>

<http://www.4manuals.cc>

<http://www.manual-lib.com>

<http://www.404manual.com>

<http://www.luxmanual.com>

<http://aubethermostatmanual.com>

Golf course search by state

<http://golfingnear.com>

Email search by domain

<http://emailbydomain.com>

Auto manuals search

<http://auto.somanuals.com>

TV manuals search

<http://tv.somanuals.com>