

Personal PA™ Receiver, PPA R35-8

Instructions For Use & Care

SAFETY INFORMATION

Hearing Safety:



CAUTION!

This product is designed to amplify sounds to a high volume level which could potentially cause hearing damage if used improperly. To protect your hearing and the hearing of others:

1. Make sure the volume is turned down before putting on the ear-phone or headphone before adjusting the volume to a comfortable level.
2. Set the volume level at the minimum setting that you need to hear.
3. Do not allow children or other unauthorized persons to have access to this product.

BATTERY SAFETY & DISPOSAL



Do not attempt to recharge disposable batteries, which may explode, release dangerous chemicals, cause burns, or other serious harm to the user or product.

PACEMAKER SAFETY



1. Before using this product with a pacemaker or other medical device, consult your physician or the manufacturer of your pacemaker or other medical device.
2. If you have a pacemaker or other medical device, make sure that you are using this product in accordance with safety guidelines established by your physician or the pacemaker manufacturer.

RECYCLING INSTRUCTIONS



Help Williams Sound protect the environment! Please take the time to dispose of your equipment properly.

Product Recycling:

Please do NOT dispose of your Williams Sound equipment in the household trash. Please take the equipment to a electronics recycling center; OR, return the product to the factory for proper disposal.

Battery Recycling:

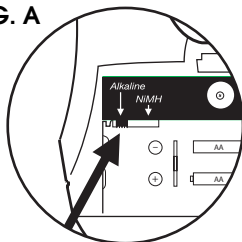
Please do NOT dispose of used batteries in the household trash. Please take the batteries to a retail or community collection point for recycling.

12/14/07

OPERATING INSTRUCTIONS

1. Install AA batteries: Open the battery compartment by lifting the tab on the back of the receiver with your finger. To remove depleted batteries, pull up on the fabric strip.

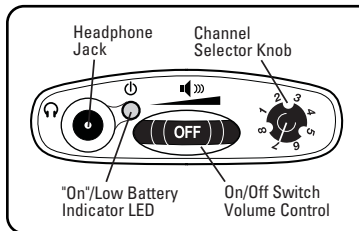
FIG. A



IMPORTANT: If Alkaline (non-rechargeable) batteries are being installed, slide the battery selection switch in the battery compartment to the “Alkaline” position. See FIG. A above. If installing NiMH (or rechargeable) batteries, slide the battery selection switch to the “NiMH” position.

Press the batteries into place over the fabric strip. **Be sure to observe proper polarity (+/-).** Damage due to improper battery installation may void the warranty on the product. Close the battery door. LED will flash when the batteries are getting low; continue to use until the sound becomes weak or distorted, or the unit quits operating, then replace or recharge batteries.

FIG B: R35-8 Control Panel



2. Plug the earphone or headphone into the Headphone jack on the receiver's control panel.
3. Turn the receiver on by rotating the Volume control knob. The ON indicator should illuminate RED.
4. Select the channel you'd like by turning the channel selector on the control panel. Choose between 8 standard frequencies: **72.1, 72.3, 72.6, 72.8, 74.7, 75.4, 75.7, or 75.9 MHz.** Important: Make sure the receiver frequency matches the transmitter frequency!
5. Adjust the volume to a comfortable listening level.
6. To turn the receiver off, rotate the Volume control knob to the left until it clicks off. The ON indicator should not be lit. To prolong the battery life of the unit, turn the receiver *off* when it is not in use.

Battery Information

The PPA R35-8 Receiver can use two (2) disposable AA batteries (BAT 001) or two (2) AA rechargeable batteries (BAT 026).

Note: The BAT 026 provides longer life than other rechargeables. Do not substitute other rechargeable batteries and chargers.

Low Battery Indicator

The "On" indicator on top of the unit will flash to indicate low battery.

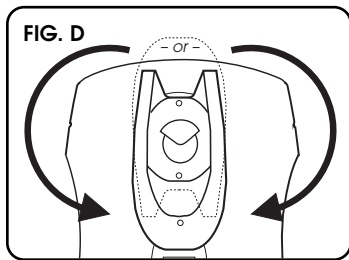
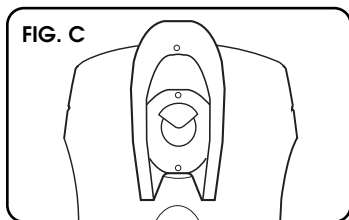
Recharging

If the R35-8 is equipped with rechargeable batteries, up to 12 units can be charged at one time in the optional CHG 3512 multicharger. Refer to the MAN 116 charger instruction sheet for complete charging instructions. For ordering information, please contact Williams Sound at 800-843-3544.

Earpad Cleaning

Do not immerse the earphone in water or other cleaning agent. Foam pads may be removed and washed with a mild laundry soap solution, rinsed thoroughly, and air-dried. You may also opt to purchase new foam pads. Call the factory for more information: 800-843-3544.

BELT CLIP INSTALLATION



For hands free operation of the R35-8 receiver, use the provided belt clip to secure the unit on your belt, pocket or pants.

To Install: Position the belt clip on the rear of the R35-8 receiver as shown in FIG C. Turn the belt clip 180° left or right as shown in FIG D. The belt clip is now installed and ready for use.

To Remove: Turn the belt clip 180° so the edge points toward the top of the unit as shown in FIG C. Gently pull the belt clip away from the unit to remove.

LIMITED WARRANTY

Williams Sound products are engineered, designed and manufactured under carefully controlled conditions to provide you with many years of reliable service. Williams Sound warrants the PPA R35-8 receiver against defects in materials and workmanship for FIVE (5) years. During the first five years from the purchase date, we will promptly repair or replace the PPA R35-8 receiver.

Earphones, headphones, batteries, cables, carry cases, and all other accessory products carry a 90-day warranty.

WILLIAMS SOUND HAS NO CONTROL OVER THE CONDITIONS UNDER WHICH THIS PRODUCT IS USED. WILLIAMS SOUND, THEREFORE, DISCLAIMS ALL WARRANTIES NOT SET FORTH ABOVE, BOTH EXPRESS AND IMPLIED, WITH RESPECT TO THE PPA R35-8 RECEIVER, INCLUDING BUT NOT LIMITED TO, ANY IMPLIED WARRANTY OF MERCHANTABILITY OR FITNESS FOR A PARTICULAR PURPOSE. WILLIAMS SOUND SHALL NOT BE LIABLE TO ANY PERSON OR ENTITY FOR ANY MEDICAL EXPENSES OR ANY DIRECT, INCIDENTAL OR CONSEQUENTIAL DAMAGES CAUSED BY ANY USE, DEFECT, FAILURE OR MALFUNCTION OF THE PRODUCT,

WHETHER A CLAIM FOR SUCH DAMAGES IS BASED UPON WARRANTY, CONTRACT, TORT OR OTHERWISE. THE SOLE REMEDY FOR ANY DEFECT, FAILURE OR MALFUNCTION OF THE PRODUCT IS REPLACEMENT OF THE PRODUCT. NO PERSON HAS ANY AUTHORITY TO BIND WILLIAMS SOUND TO ANY REPRESENTATION OR WARRANTY WITH RESPECT TO THE PPA R35-8 RECEIVER. UNAUTHORIZED REPAIRS OR MODIFICATIONS WILL VOID THE WARRANTY.

The exclusions and limitations set out above are not intended to, and should not be construed so as to contravene mandatory provisions of applicable law. If any part or term of this Disclaimer of Warranty is held to be illegal, unenforceable or in conflict with applicable law by a court of competent jurisdiction, the validity of the remaining portions of this Disclaimer of Warranty shall not be affected, and all rights and obligations shall be construed and enforced as if this Limited Warranty did not contain the particular part or term held to be invalid.

If you experience difficulty with your system, call Toll-Free for Customer Assistance:

**1-800-843-3544 (U.S.A.) or
+1 952 943 2252 (Outside the
U.S.A.)**

If it is necessary to return the system for service, your Customer Service Representative will give you a Return Authorization Number (RA) and shipping instructions.

Pack the system carefully and send it to:

**Williams Sound Corp.
Attn: Repair Dept.
10321 West 70th Street
Eden Prairie, MN 55344**

SYSTEM SPECIFICATIONS

PERSONAL PA® R35-8 RECEIVER

Dimensions:	4.5" H x 2.85 W x 1.2" D (115 mm x 72 mm x 30 mm)
Weight:	4.6 oz (130 g)
Color:	Black
Battery Type:	Two (2) AA non-rechargeable alkaline batteries (BAT 001), approx. 50 hours battery life; or Two (2) AA rechargeable NiMH batteries (BAT 026), 1400 mAh, approx. 32 hours battery life.
Current Consumption:	Nominal 40 mA
Operating Freq:	8 channels: 72.1, 72.3, 72.6, 72.8, 74.7, 75.4, 75.7, or 75.9 MHz*. All Channels Not Available on the PPA T20 Transmitter
Intermediate Freq:	10.7 MHz
FM Deviation:	+/- 75 kHz
De-emphasis:	75 uS
LED Indicator:	Power: Red. Low Battery: Flashes.
Sensitivity:	2 µV at 12 dB SINAD with squelch defeated
Input Overload:	20 mV
Frequency Response:	40 Hz to 15 kHz +/- 3 dB
Signal to Noise ratio:	60 dB at 100 µV
Receive Antenna:	Integral with earphone/headphone cord
Audio Output:	35 mW, max 16 ohm load
Output Connector:	3.5 mm mono phone jack
Squelch:	Located inside battery door. Factory set for 25 dB S/N. Squelch may be set with JFD-7104-5 from Sprague Goodman or any flat tipped tuning tool with tip size .095 X .016
Notes:	The R35-8 is NOT field tunable. The eight channels have been carefully selected to inhibit inter-modulation interference. Channel frequencies are 72.1, 72.3, 72.6, 72.8, 74.7, 75.4, 75.7, and 75.9 MHz.
Approvals:	FCC, Industry Canada, RoHS, WEEE
Warranty:	Five Years, Parts and Labor. 90 days on cords, earphones, headphones, batteries, and other accessories

*DISCLAIMER: FCC RULES LIMIT USE OF THIS EQUIPMENT TO AUDITORY ASSISTANCE.

NOTE: SPECIFICATIONS SUBJECT TO CHANGE WITHOUT NOTICE



10321 West 70th St., Eden Prairie, MN 55344 U.S.A.
800.843.2544 | 952.943.2252 | FAX: 952.943.2174

MAN 117F ©2008 Williams Sound Corp

Download from www.Somanuals.com. All Manuals Search And Download.

Free Manuals Download Website

<http://myh66.com>

<http://usermanuals.us>

<http://www.somanuals.com>

<http://www.4manuals.cc>

<http://www.manual-lib.com>

<http://www.404manual.com>

<http://www.luxmanual.com>

<http://aubethermostatmanual.com>

Golf course search by state

<http://golfingnear.com>

Email search by domain

<http://emailbydomain.com>

Auto manuals search

<http://auto.somanuals.com>

TV manuals search

<http://tv.somanuals.com>