

# WIR RX16 Receiver: 2.3 MHz, 2.8 MHz, Stereo

## Instructions For Use & Care

### SAFETY INFORMATION

#### Hearing Safety:



### CAUTION!

This product is designed to amplify sounds to a high volume level which could potentially cause hearing damage if used improperly. To protect your hearing and the hearing of others:

1. Make sure the volume is turned down before putting on the earphone or headphone before adjusting the volume to a comfortable level.
2. Set the volume level at the minimum setting that you need to hear.
3. Do not allow children or other unauthorized persons to have access to this product.

### BATTERY SAFETY & DISPOSAL



### CAUTION!

Do not attempt to recharge disposable batteries, which may explode, release dangerous chemicals, cause burns, or other serious harm to the user or product.

### PACEMAKER SAFETY



### CAUTION!

1. Before using this product with a pacemaker or other medical device, consult your physician or the manufacturer of your pacemaker or other medical device.
2. If you have a pacemaker or other medical device, make sure that you are using this product in accordance with safety guidelines established by your physician or the pacemaker manufacturer.

## RECYCLING INSTRUCTIONS



Help Williams Sound protect the environment! Please take the time to dispose of your equipment properly.

### **Product Recycling:**

Please do NOT dispose of your Williams Sound equipment in the household trash. Please take the equipment to a electronics recycling center; OR, return the product to the factory for proper disposal.

### **Battery Recycling:**

Please do NOT dispose of used batteries in the household trash. Please take the batteries to a retail or community collection point for recycling.

04/06/06

## OPERATING INSTRUCTIONS

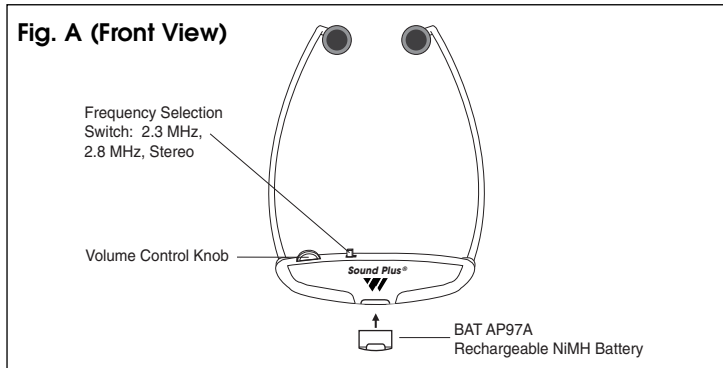
Before you begin using the RX16 receiver, make sure the IR transmitter being used is transmitting on 2.3 MHz or 2.8 MHz frequencies. Make sure the audio source is on, and the receiver battery is fully charged.

The RX16 Receiver has an automatic on/off function. When you put the receiver on, it turns on. When you take the receiver off, it turns off. Use the 3-position selection switch to choose from 2.3 MHz, 2.8 MHz, or stereo mode. Rotate the Volume Control to adjust the volume to a comfortable listening level.

A dual detector infrared “eye” is located on the front of the receiver. Do not cover it up or you will lose reception. Make sure the “SOUND PLUS” label is facing away from you when you put the receiver on.

The RX16 Receiver should be charged when not in use.

Optional multiple battery charger: CHG 238. Charges up to 12 BAT AP97A NiMH rechargeable batteries



## LIMITED WARRANTY

Williams Sound products are engineered, designed and manufactured under carefully controlled conditions to provide you with many years of reliable service.


Williams Sound warrants the WIR RX16 Receiver against defects in materials and workmanship for FIVE (5) years. During the first five years from the purchase date, we will promptly repair or replace the WIR RX16 Receiver.

Earphones, headphones, batteries, cables, carry cases, and all other accessory products carry a 90-day warranty.

WILLIAMS SOUND HAS NO CONTROL OVER THE CONDITIONS UNDER WHICH THIS PRODUCT IS USED. WILLIAMS SOUND, THEREFORE, DISCLAIMS ALL WARRANTIES NOT SET FORTH ABOVE, BOTH EXPRESS AND IMPLIED, WITH RESPECT TO THE WIR RX16 RECEIVER, INCLUDING BUT NOT LIMITED TO, ANY IMPLIED WARRANTY OF MERCHANTABILITY OR FITNESS FOR A PARTICULAR PURPOSE. WILLIAMS SOUND SHALL NOT BE LIABLE TO ANY PERSON OR ENTITY FOR ANY MEDICAL EXPENSES OR ANY DIRECT, INCIDENTAL OR CONSEQUENTIAL DAMAGES

CAUSED BY ANY USE, DEFECT, FAILURE OR MALFUNCTION OF THE PRODUCT, WHETHER A CLAIM FOR SUCH DAMAGES IS BASED UPON WARRANTY, CONTRACT, TORT OR OTHERWISE. THE SOLE REMEDY FOR ANY DEFECT, FAILURE OR MALFUNCTION OF THE PRODUCT IS REPLACEMENT OF THE PRODUCT. NO PERSON HAS ANY AUTHORITY TO BIND WILLIAMS SOUND TO ANY REPRESENTATION OR WARRANTY WITH RESPECT TO THE WIR RX16 RECEIVER. UNAUTHORIZED REPAIRS OR MODIFICATIONS WILL VOID THE WARRANTY.

The exclusions and limitations set out above are not intended to, and should not be construed so as to contravene mandatory provisions of applicable law. If any part or term of this Disclaimer of Warranty is held to be illegal, unenforceable or in conflict with applicable law by a court of competent jurisdiction, the validity of the remaining portions of this Disclaimer of Warranty shall not be affected, and all rights and obligations shall be construed and enforced as if this Limited Warranty did not contain the particular part or term held to be invalid.



If you experience difficulty with your system, call Toll-Free for  
Customer Assistance:

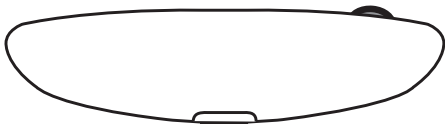
1-800-843-3544

If it is necessary to return the system for service, your Customer Service Representative will give you a Return Authorization Number (RA) and shipping instructions.

Pack the system carefully and send it to:

**Williams Sound Corp.**  
**Attn: Repair Dept.**  
**10321 West 70th Street**  
**Eden Prairie, MN 55344**

**Fig. B (Rear View)**



**Ear Cushions:** Replacement Ear Cushions are available from your Williams Sound dealer, Part Number EAR 031.

## Specifications

Weight:	2.1 oz (60 g) with batteries
Material and Color:	ABS plastic, Black and Grey
Battery Type, Life:	BAT AP97A NiMH Battery Pack, 6 hours
Modulation Frequency:	2.3 MHz or 2.8 MHz or stereo
Frequency Response:	200 Hz to 8 kHz, $\pm 5$ dB
Signal to Noise Ratio:	58 dB at 10 m
Controls:	Volume control thumbwheel; 3-position selection switch (2.3 MHz, 2.8 MHz, stereo)
Acoustic Output:	112 dB MAX SSPL90 with 2 cc coupler
Compatibility:	Compatible with 2.3 MHz and 2.8 MHz IR transmitters, WIR TX900 and WIR TX925 systems
Power Switch:	Built into receiver "arms"
On Indicator:	Green LED
Ear pads:	Uses EAR 031 foam cushions
Approvals:	CE, RoHS, WEEE
Warranty:	5 years (1 year on battery)



**WILLIAMS SOUND®**

*Helping People Hear*

10321 West 70th St., Eden Prairie, MN 55344 U.S.A.  
800.843.3542 | 952.943.2252 | FAX: 952.943.2174

## Free Manuals Download Website

<http://myh66.com>

<http://usermanuals.us>

<http://www.somanuals.com>

<http://www.4manuals.cc>

<http://www.manual-lib.com>

<http://www.404manual.com>

<http://www.luxmanual.com>

<http://aubethermostatmanual.com>

Golf course search by state

<http://golfingnear.com>

Email search by domain

<http://emailbydomain.com>

Auto manuals search

<http://auto.somanuals.com>

TV manuals search

<http://tv.somanuals.com>