



36" Gas Rangetops

Wolf gas rangetops offer that professional look but give you the flexibility to use ovens in other locations in the kitchen. Wolf gas rangetops have standard features such as dual brass surface burners and our signature large red control knobs. Optional infrared charbroiler, infrared griddle and French top give you the freedom to customize your gas rangetop.



Model RT366



Model RT364C



Model RT364G



Model RT362F

Features

- Natural or LP gas models
- Classic stainless steel exterior finish
- Optional infrared charbroiler, infrared griddle and French Top configurations
- Distinctive red control knobs with chrome bezels—black knobs optional
- Dual brass burners with automatic reignition at all settings
- Porcelain-coated cast iron top grates
- Stainless steel drip tray

Features

Model	RT366	RT364C	RT364G	RT362F
Surface Burners – 16,000 Btu/hr with 500 Btu/hr delivered at simmer	6	4	4	2
Infrared Charbroiler – 16,000 Btu/hr		■		
Infrared Griddle – 18,000 Btu/hr			■	
French Top – 15,000 Btu/hr				■

Model numbers are for natural gas rangetops, add (-LP) to the model number for LP gas.


Accessories

- 10¹/₂" classic stainless steel riser
- Black control knobs
- Classic stainless steel standard or island trim
- Porcelain-coated cast iron wok grate
- Porcelain-coated cast iron S-grates
- Hardwood cutting board (griddle model only)
- High altitude conversion kit

Accessories are available through your Wolf dealer. To obtain local dealer information, visit the Showroom Locator section of our website, wolfappliance.com.



This appliance is certified by Star-K to meet strict religious regulations in conjunction with specific instructions found on www.star-k.org.



Infrared Charbroiler

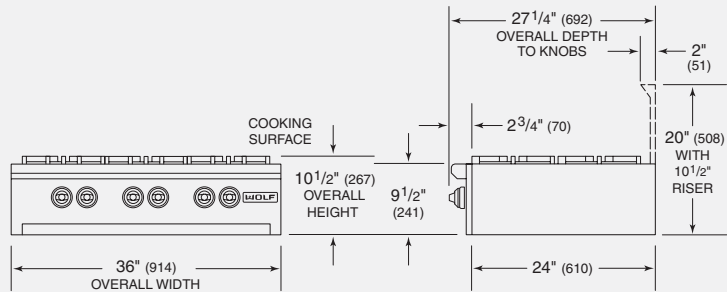


French Top



36" Gas Rangetops

Overall Dimensions

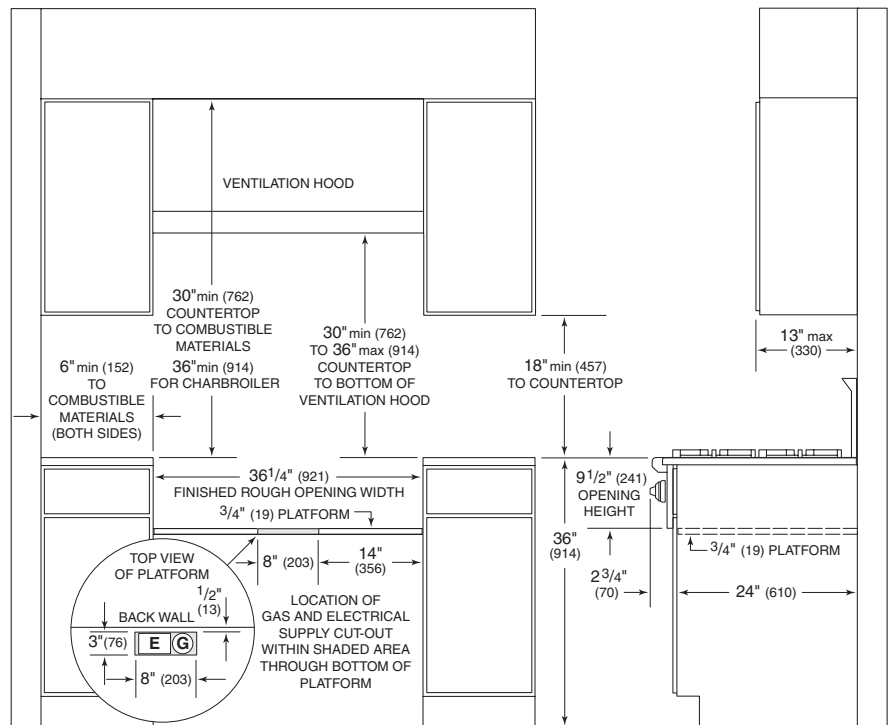


Unit dimensions may vary by $\pm 1/8$ ".

Specifications

Exterior Finish	Classic Stainless Steel
Overall Width	36"
Overall Height (to cooking surface)	10 1/2"
Overall Depth	27 1/4"
Opening Width	36 1/4"
Opening Height (to countertop)	9 1/2"
Opening Depth	24"
Electrical Requirements	110/120 V AC 60 Hz, 15 amp circuit
Shipping Weight	190–220 lbs

Installation Specifications



ISLAND INSTALLATIONS: 12" (305) MINIMUM CLEARANCE FROM BACK OF RANGETOP TO COMBUSTIBLE REAR WALL ABOVE COUNTERTOP—0" (0) TO NON-COMBUSTIBLE MATERIALS

Installation Notes

- A riser is required for installations against a combustible surface.
- A Wolf Pro wall, chimney, island ventilation hood or hood liner is recommended.
- Natural gas and LP gas installations above 8,000' require the high altitude kit.

Dimensions in parentheses are in millimeters unless otherwise specified.

Free Manuals Download Website

<http://myh66.com>

<http://usermanuals.us>

<http://www.somanuals.com>

<http://www.4manuals.cc>

<http://www.manual-lib.com>

<http://www.404manual.com>

<http://www.luxmanual.com>

<http://aubethermostatmanual.com>

Golf course search by state

<http://golfingnear.com>

Email search by domain

<http://emailbydomain.com>

Auto manuals search

<http://auto.somanuals.com>

TV manuals search

<http://tv.somanuals.com>