



Pro Ventilation Hood Liners

Whether you prefer French country or modernist, Wolf pro hood liners allow you to incorporate superior ventilation within your kitchen design. All you have to do is decide what it will look like. Sometimes referred to as power packs, these liners bring all of the controls, lighting and convenience of our pro ventilation line for those applications with a custom exterior treatment.



Model PL462212 shown. Also shown is model R484CG gas range and Sub-Zero models 700BR and 700TCI integrated refrigeration.

FEATURES

- Stainless steel enclosed liner with seamed construction.
- Recessed easy-access controls.
- Infinite-speed blower control.
- Heat sentry feature automatically turns unit on when heat is sensed and automatically adjusts blower speed.
- Halogen lighting with two settings.
- Removable, dishwasher-safe, restaurant-grade stainless steel baffle filters.
- Transition with backdraft damper included.

MODEL OPTIONS

Model	PL341912 PL342212	PL401912 PL402212	PL461912 PL462212	PL521912 PL522212	PL581912 PL582212
Overall Width	34 ³ / ₈ "	40 ³ / ₈ "	46 ³ / ₈ "	52 ³ / ₈ "	58 ³ / ₈ "


BLOWER OPTIONS

CFM	INTERNAL				IN-LINE		REMOTE			
	500	600	900	1200	600	1100	600	900	1200	1500
34" and 40"		•	•			•		•	•	•
46"		•	•	•		•		•	•	•
52"			•	•		•		•	•	•
58"			•	•		•		•	•	•

ACCESSORIES

- Internal, in-line and remote blowers (refer to chart above).
- 38" high stainless steel backsplash with or without warming racks.

Accessories are available through your authorized Wolf dealer. For local dealer information, visit the find a showroom section of our website, wolfappliance.com.



Recessed controls.

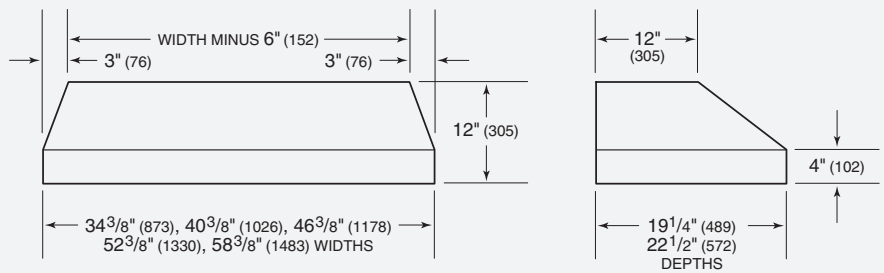


Baffle filters.



Pro Ventilation Hood Liners

OVERALL DIMENSIONS

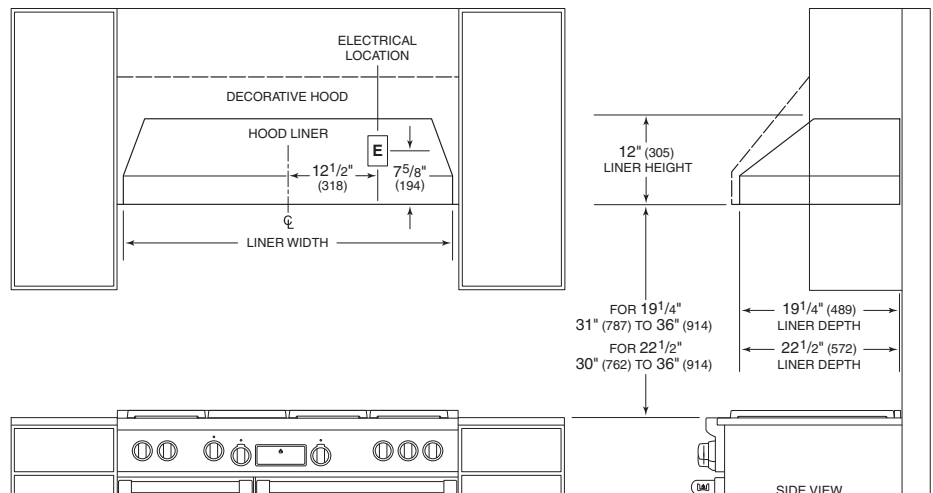


Unit dimensions may vary by $\pm 1/8$ ".

SPECIFICATIONS

Overall Widths	$34\frac{3}{8}$ ", $40\frac{3}{8}$ ", $46\frac{3}{8}$ ", $52\frac{3}{8}$ " and $58\frac{3}{8}$ "
Overall Height	12"
Overall Depth	$19\frac{1}{4}$ " or $22\frac{1}{2}$ "
Bottom of Hood to Countertop	30" to 36"
Discharge	Vertical
Duct Size	10" Round
Electrical Requirements	110/120 V AC 60 Hz, 15 amp dedicated circuit
Shipping Weight	45–80 lbs

INSTALLATION SPECIFICATIONS



VERTICAL DISCHARGE ONLY FOR VENTILATION HOOD LINERS.

INSTALLATION NOTES

Pro hood liners are sold as a shell only. An internal, in-line or remote blower is required. For blower recommendations, visit our website, wolfappliance.com.

Pro hood liners are recommended for use with all Wolf cooking appliances.

A decorative hood can be created out of wood, plaster, tile or metal. The shape of the decorative hood is not critical, the only place where the the liner and outside cover must meet is at the bottom edge of the metal liner. The decorative hood and liner must fit at the bottom edge in both width and depth. The height of the liner does not have to be the same as the height of the decorative hood, and is generally shorter.

IMPORTANT NOTE: For optimal performance, a pro 27" deep wall hood is recommended for use with ranges and rangetops that contain a charbroiler or griddle.

Complete installation specifications can be found on our website, wolfappliance.com.

Dimensions in parentheses are in millimeters unless otherwise specified.

Free Manuals Download Website

<http://myh66.com>

<http://usermanuals.us>

<http://www.somanuals.com>

<http://www.4manuals.cc>

<http://www.manual-lib.com>

<http://www.404manual.com>

<http://www.luxmanual.com>

<http://aubethermostatmanual.com>

Golf course search by state

<http://golfingnear.com>

Email search by domain

<http://emailbydomain.com>

Auto manuals search

<http://auto.somanuals.com>

TV manuals search

<http://tv.somanuals.com>