



Gas Multi-Function Cooktop

For true wok cooking, the burner of the Wolf multi-function cooktop sculpts the gas flame into a plume, focusing heat in the center of the wok, then dispersing it outward for precisely controlled cooking. The low-profile grate fits nicely with any Wolf gas cooktop and can accommodate your largest stockpot. The powerful burner exceeds 22,000 Btu. The Wolf multi-function cooktop is available natural or LP gas.



Model IM15/S shown. Also shown is model CT15G/S gas cooktop and model DD30 downdraft ventilation system.

FEATURES

- Integrated design allows for installation of multiple cooktops or modules.
- Stainless steel top construction.
- High output 22,000 Btu dual-stacked sealed burner.
- Automatic electronic reignition system.
- Illuminated control panel.
- Individual spark ignition system.
- Two interchangeable cast iron burner grates with matte porcelain finish—wok grate and low-profile continuous grate.
- Deep drawn burner pan.

ACCESSORIES

- Filler strip for installation of multiple cooktops or modules.
- Bracket supports for installation of two integrated modules with downdraft (model DD30 only).
- High altitude conversion kit.

Accessories are available through your authorized Wolf dealer. For local dealer information, visit the find a showroom section of our website, wolfappliance.com.



Model IM15/S shown with wok grate.

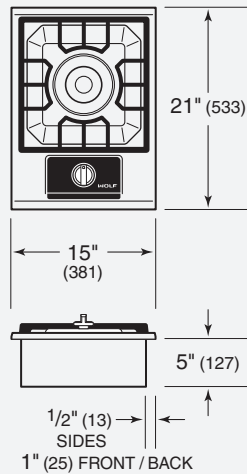


Control panel.



Gas Multi-Function Cooktop

OVERALL DIMENSIONS



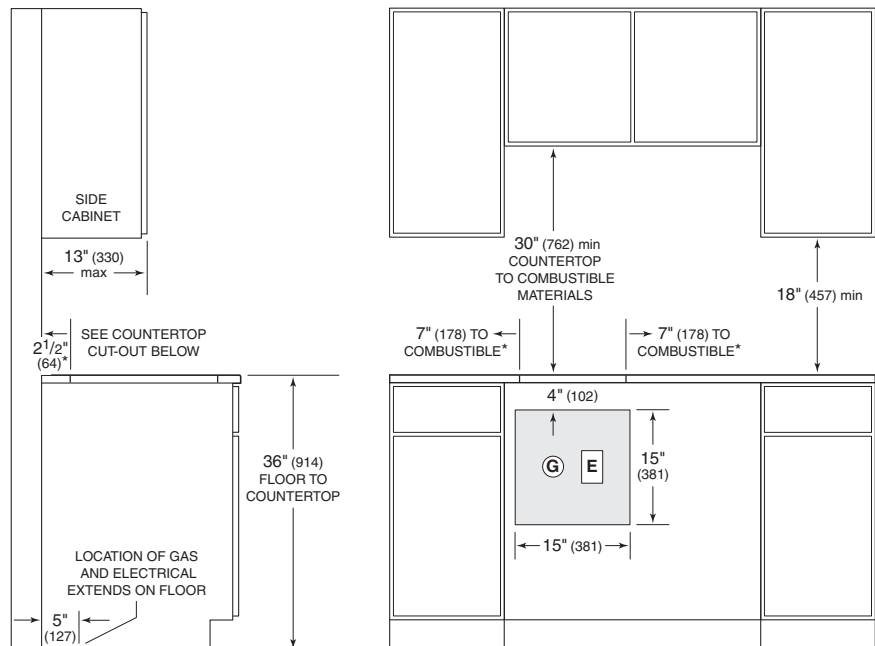
Shown with wok grate.
Unit dimensions may vary by $\pm 1/8$ ".

SPECIFICATIONS

Exterior Finish	Stainless Steel
Overall Width	15"
Overall Height	5"
Overall Depth	21"
Burner Rating	22,000 Btu
Minimum Cabinet Depth	22 ³ / ₄ "
Minimum Height Clearance*	5"
Countertop Cut-Out Width	14"
Countertop Cut-Out Depth	19 ¹ / ₄ "
Electrical Requirements	120 V AC, 60 Hz 15 amp circuit
Power Cord	6' cord with grounded plug
Gas Rating	22,000 Btu
Shipping Weight	30 lbs

*A minimum height clearance of 5¹/₂" is required between countertop and any combustible surface directly below the cooktop.

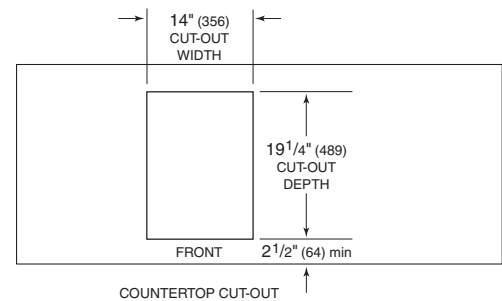
INSTALLATION SPECIFICATIONS



*Minimum clearance from cooktop cut-out to combustible materials up to 18" (457) above countertop.

NOTE: Application shown allows for installation of two 15" (381) modules side by side.

Countertop Cut-Out Dimensions



Dimensions in parentheses are in millimeters unless otherwise specified.

INSTALLATION NOTES

Natural gas installations above 10,250' and LP gas installations above 8,600' require the high altitude conversion kit.

Complete installation specifications can be found on our website, wolfappliance.com.

Free Manuals Download Website

<http://myh66.com>

<http://usermanuals.us>

<http://www.somanuals.com>

<http://www.4manuals.cc>

<http://www.manual-lib.com>

<http://www.404manual.com>

<http://www.luxmanual.com>

<http://aubethermostatmanual.com>

Golf course search by state

<http://golfingnear.com>

Email search by domain

<http://emailbydomain.com>

Auto manuals search

<http://auto.somanuals.com>

TV manuals search

<http://tv.somanuals.com>