



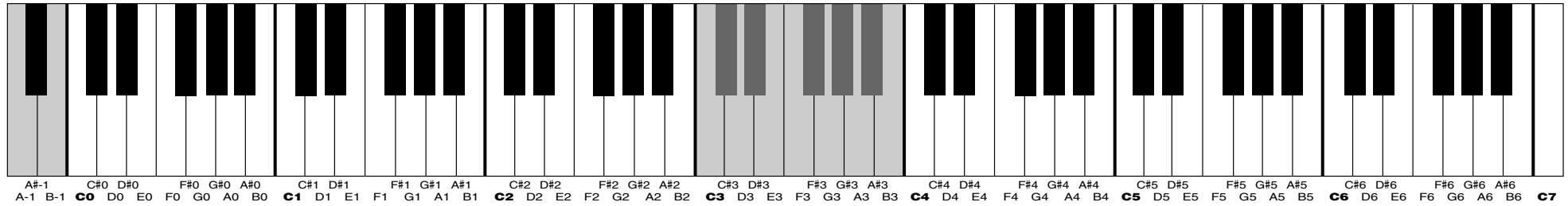
# Quick Operation Guide

While holding down the highlighted leftmost keys shown below, press the other highlighted keys to set the various parameters. (Refer to the diagram **4**/**5**/**6** below.)

While holding down the [DEMO/SONG] and [PIANO/VOICE] buttons, press the highlighted keys shown below to set parameters. (Refer to the diagram **7** below.)

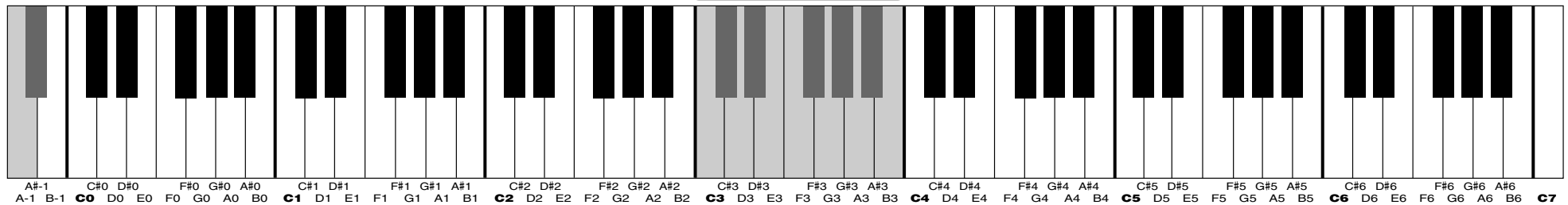
**Tune Up: in about 0.2Hz steps** (Press any highlighted key)

**4**



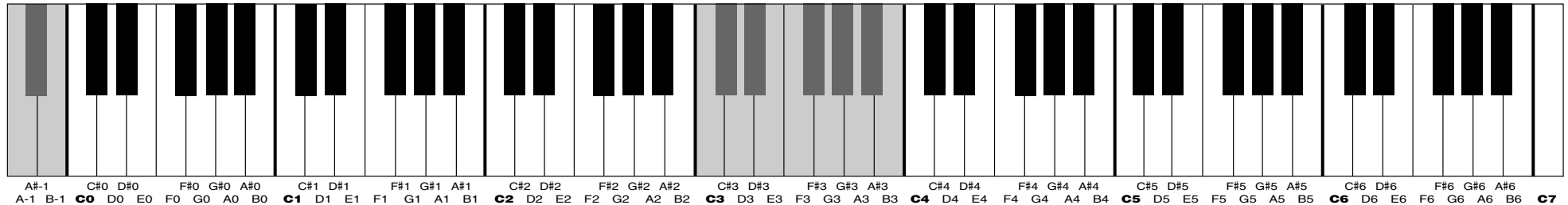
**Tune Down: in about 0.2Hz steps** (Press any highlighted key)

**5**

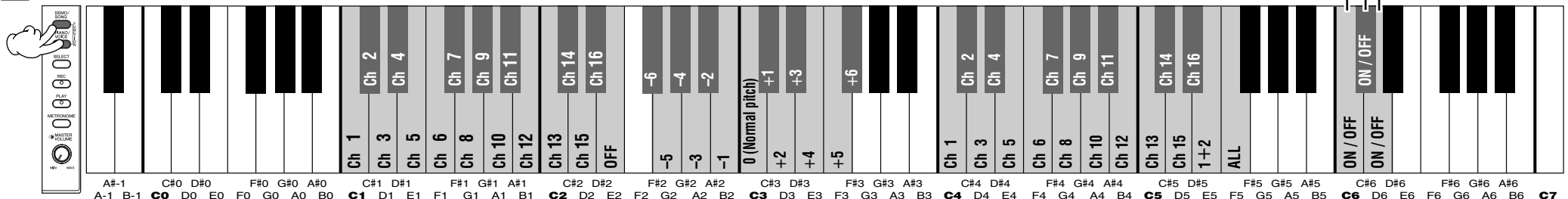


**Standard pitch : 440.0 Hz** (Press any highlighted key)

**6**



**7**



## Free Manuals Download Website

<http://myh66.com>

<http://usermanuals.us>

<http://www.somanuals.com>

<http://www.4manuals.cc>

<http://www.manual-lib.com>

<http://www.404manual.com>

<http://www.luxmanual.com>

<http://aubethermostatmanual.com>

Golf course search by state

<http://golfingnear.com>

Email search by domain

<http://emailbydomain.com>

Auto manuals search

<http://auto.somanuals.com>

TV manuals search

<http://tv.somanuals.com>