

R500 Setup Poster

P/N 44C5490

05/12/2008

Size : 11x14 inches

Color : 2 color job = Process Black (This plate must be printed in PMS Process Black C)

Process Magenta (This plate must be printed in PMS 032cvc)

Font : IBM Fonts and Helvetica Neue Family

Material : 105 gsm gloss art paper

Blue line shows die-cut. DO NOT PRINT.

Please change the barcode No.

Please change the country name if the poster is printed in other than China.

ThinkPad®



Unpack

- ThinkPad® notebook
- Battery pack
- Power cord
- AC adapter
- 2 TrackPoint® caps
- Manuals
 - Setup Instructions (this sheet)
 - Safety and Warranty Guide
 - Service and Troubleshooting Guide
 - Other supplements or flyers

See reverse for notes about unlisted, missing, or damaged items and a recovery disc.

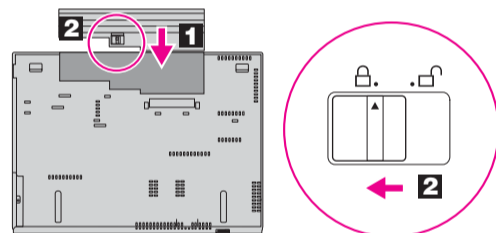
Initial Setup Instructions



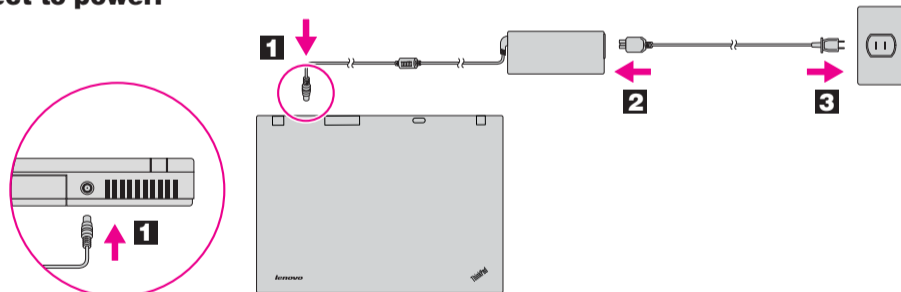
Read the safety notices and important tips in the included manuals before using your computer.

1 Install battery pack:

Your battery is ready to use.



2 Connect to power:



3 Turn on the power:



4 Point and click with UltraNav® Multi-pointing Navigation System:

Press the TrackPoint cap or move across the touch pad in the direction you want to move the pointer. The left and right buttons below the space bar and touch pad function like mouse buttons.

5 Configure the Operating System following on-screen instructions:

This process takes several minutes.

6 For more detailed information, press the ThinkVantage® button:



ThinkVantage® Design

1 UltraConnect™ wireless LAN antennas (main and auxiliary)

1a UltraConnect wireless LAN antenna (third)*

*Select models only.

2 ThinkLight® keyboard light

3 Integrated camera*

*Select models only.

4 One-handed latch

5 Volume and mute buttons



6 Power button



7 ThinkVantage button



8 Web browser back and forward



9 Built-in microphone

10 TrackPoint center button

11 Fingerprint reader*

*Select models only.

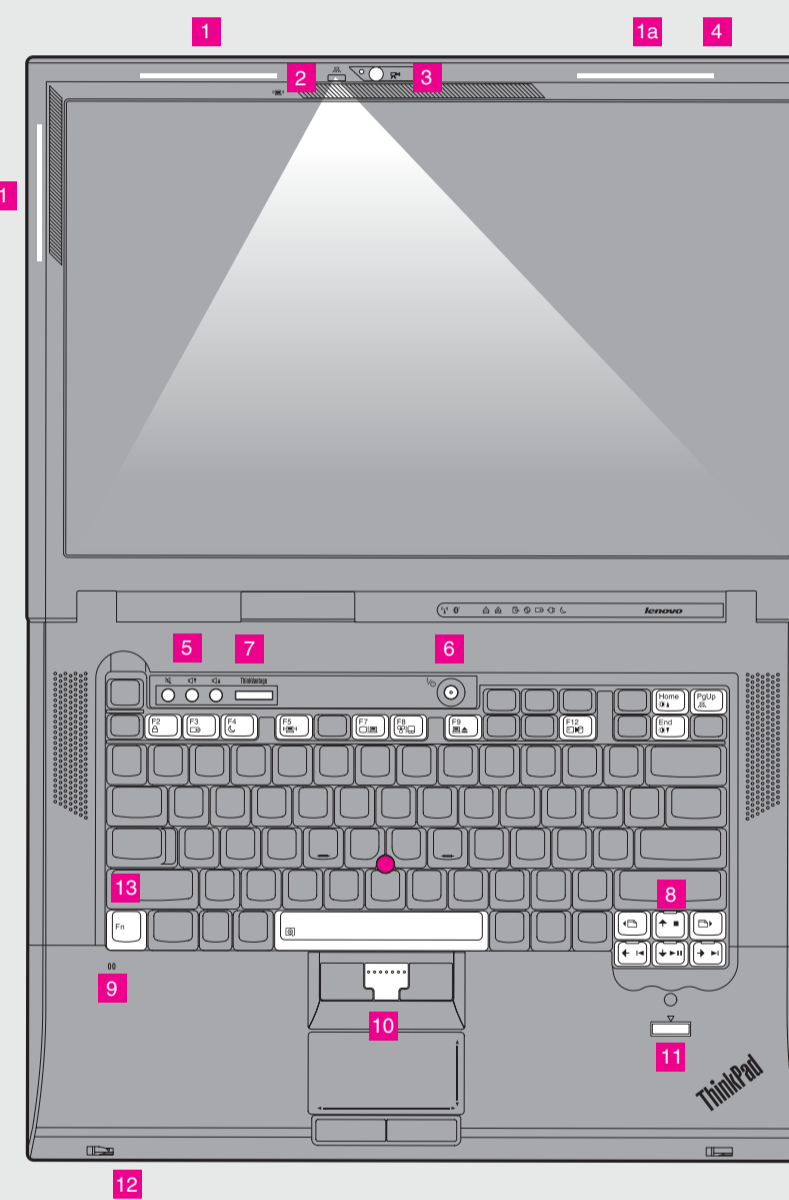
12 Wireless radio switch



13 Fn key

Use in combination with other keys to access special ThinkPad features.

- | | | | |
|--|------------------------------|--|---------------------------|
| | Lock your computer | | Enter hibernation |
| | Manage battery & power | | ThinkLight on/off |
| | Enter sleep (standby) | | Multimedia controls |
| | Manage wireless connections | | Change display brightness |
| | Change display settings | | Magnify screen contents |
| | Change input device settings | | |
| | Manage external devices | | |



P/N: 44C5490

R500 Setup Poster

P/N 44C5490

05/12/2008

Size : 11x14 inches

Color : 2 color job = ■ Process Black (This plate must be printed in PMS Process Black C)
■ Process Magenta (This plate must be printed in PMS 032cvc)

Font : IBM Fonts and Helvetica Neue Family

Material : 105 gsm gloss art paper

Blue line shows die-cut. DO NOT PRINT.

Please change the barcode No.

Please change the country name if the poster is printed in other than China.

Thank you for choosing a ThinkPad notebook.

The ThinkPad notebook is loaded with advanced features.



Reliability and security

Increased durability

The ThinkPad roll cage, made of light, strong magnesium alloy, protects critical system components from the shock of a drop. Your computer is equipped with a shock-mounted hard drive to prevent a hard disk failure due to external shock.

Advanced security

The integrated fingerprint reader*, the full disk encryption hard drive*, and an embedded security chip called the Trusted Platform Module, keep your computer safe from external threats.

To learn more about how to protect your computer, see Security in Access Help.



Energy-saving design

The energy-efficient design of your computer enables longer continuous operation without a connection to an electrical outlet. Energy-saving features such as sophisticated power management give you the best balance between performance and power saving. Your computer meets the ENERGY STAR 4.0 standard and the Climate Savers efficiency standards.*

To learn more about extending battery life, see Learn how to achieve all day computing in Access Help.



Optimized connectivity options



Your computer provides you with advanced connectivity options, such as high-speed Gigabit Ethernet, Wireless LAN, and *Bluetooth**.

To learn more about network connections, see Getting connected in Access Help.

*Select models only.

ThinkVantage Technologies

ThinkVantage Technologies are advanced technologies that enable you to improve productivity, protect your data, and reduce overall lifecycle costs.

To learn more about ThinkVantage Technologies, open the ThinkVantage Productivity Center by pressing the ThinkVantage button.



Using Access Help (online manual) and the included manuals

To find detailed information about your computer, open Access Help, or see the Safety and Warranty Guide or the Service and Troubleshooting Guide.



Access Help

Access Help is a comprehensive online manual that provides answers to most of your questions about your computer, helps you to configure preinstalled features and tools, or solve problems.

To open Access Help, do either of the following:

- Press the ThinkVantage button. Under Quick Links in the ThinkVantage Productivity Center, click "Access on-system help."
- Click Start, move the pointer to All Programs; then to ThinkVantage. Click Access Help.



Safety and Warranty Guide

- Important safety information
- Operating environment and other important notices
- Warranty information



Service and Troubleshooting Guide

- Introduction to other sources of information
- Important tips for taking care of your computer
- Diagnostics and troubleshooting
- Recovery options
- Help and service
- Warranty information for your computer

* Additional unpacking notes:

- 1) Some models may contain items that are not listed.
- 2) If any item is missing or damaged, please contact your place of purchase.
- 3) Everything for recovering factory-installed files and applications is on your hard disk eliminating the need for a recovery disc. For more information, see "Recovery options" in the Service and Troubleshooting Guide.

© Copyright Lenovo 2008.
All rights reserved.

The following terms are trademarks of Lenovo in the United States, other countries, or both:

Lenovo
ThinkPad
TrackPoint
ThinkVantage

ThinkLight
UltraConnect
UltraNav

Other company, product, or service names may be trademarks or service marks of others.

Printed in China

For Barcode Position Only

Free Manuals Download Website

<http://myh66.com>

<http://usermanuals.us>

<http://www.somanuals.com>

<http://www.4manuals.cc>

<http://www.manual-lib.com>

<http://www.404manual.com>

<http://www.luxmanual.com>

<http://aubethermostatmanual.com>

Golf course search by state

<http://golfingnear.com>

Email search by domain

<http://emailbydomain.com>

Auto manuals search

<http://auto.somanuals.com>

TV manuals search

<http://tv.somanuals.com>