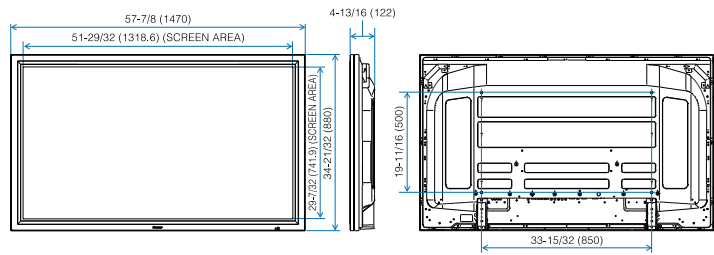


PDP-607CMX

Dimensions



Terminal Configuration



Specifications

Effective Screen Size (WxH)	51-29/32" x 29-7/32" (1318.6 mm x 741.9 mm) (60in. Diag.)
Aspect Ratio	16:9
Number of Pixels	1365(Hor.) x 768(Ver.)
Pixel Pitch	0.966(Hor./RGB trio) mm x 0.966(Ver.) mm
Dimensions (WxHxD)	57-7/8" x 34-21/32" x 4-13/16" (1470 mm x 880 mm x 122 mm)
Weight	136 lbs. 11 oz (62.0 kg)
Power Consumption	450 W
Power Requirements	AC 100 V to 120 V ± 10%, 50/60 Hz
Operating Temperature	32°F to 104°F (0°C to 40°C)
Operating Humidity	20% to 80%
Safety Regulations	UL 60950-1, FCC 15B class B, C-UL

Input/Output Terminals

INPUT	IN	Connector	Signal	Level/Impedance
INPUT 1	IN	Mini D-sub 15-pin	Analog RGB Signal	RGB : 0.7 Vp-p/75 Ω
			(G on Sync compatible)	G on Sync : 1 Vp-p/75 Ω
INPUT 2	IN	DVI-D 24-pin	Digital RGB Signal (DVI 1.0 Standard)	HD/CS, VD : TTL level/2.2 kΩ
			Compatible with Microsoft Plug & Play (VESA DDC 2B) and HDCP*	75 Ω
INPUT 1	OUT	Mini D-sub 15-pin	Analog RGB Signal	75 Ω
			(G on Sync compatible)	
INPUT 2	OUT	Mini D-sub 24-pin	Digital RGB Signal (DVI 1.0 Standard)	
			Compatible with Microsoft Plug & Play (VESA DDC 2B) and HDCP*	

*Applies only when equipped with PDA-5003/PDA-5004

*Apple Macintosh is a registered trademark of Apple Computer, Inc. *IBM PC/AT is a registered trademark of IBM Corporation. *Microsoft is a registered trademark of Microsoft Corporation. *VESA is a registered trademark of Video Electronics Standards Association.

Audio Input/Output Terminals

	Connector	Level/Impedance
AUDIO INPUT(INPUT1)	IN Stereo mini	L/R: 500 mVrms/more than 10 k Ω
AUDIO INPUT(INPUT2)	IN Stereo mini	L/R: 500 mVrms/more than 10 k Ω
AUDIO OUTPUT	OUT Stereo mini	L/R: 500 mVrms/less than 5 k Ω (FIXED)
SPEAKER	OUT	L/R: 6 Ω to 16 Ω/9 W +9 W(6 Ω)

Control Terminals

RS-232C (for control by computer)	Connector	D-sub 9-pin
Baud Rate	1200, 2400, 4800, 9600, 19200, 38400 bps	
Combination IN/OUT	Connector	Mini DIN 6-pin (x2)

Computer Input Signal

Model	Resolution (Dot x Line)	Vertical Frequency	Horizontal Frequency	Digital	
IBM PC/AT Compatible Computers	640 x 400	70.1 Hz	31.5 kHz	○	
	720 x 400	70.1 Hz	31.5 kHz	○	
	640 x 480	65.1 Hz	37.9 kHz	○	
		59.9 Hz	31.5 kHz	○	
		72.8 Hz	37.9 kHz	○	
		75 Hz	37.5 kHz	○	
		85 Hz	43.3 kHz	○	
		106.4 Hz	51.1 kHz	○	
	848 x 480	120.4 Hz	61.3 kHz	○	
		60 Hz	31 kHz	○	
		852 x 480	60 Hz	31.7 kHz	○
		800 x 600	56.3 Hz	35.2 kHz	○
60.3 Hz		37.9 kHz	○		
72.2 Hz		48.1 kHz	○		
1024 x 768	75 Hz	46.9 kHz	○		
	85.1 Hz	53.7 kHz	○		
	99.8 Hz	63 kHz	○		
	120 Hz	75.7 kHz	○		
	60 Hz	48.4 kHz	○		
	70.1 Hz	56.5 kHz	○		
	75 Hz	60 kHz	○		
	85 Hz	68.7 kHz	○		
	100.6 Hz	80.5 kHz	○		
	119.4 Hz	95.5 kHz	○		
	60 Hz	53.7 kHz	○		
	72 Hz	64.9 kHz	○		
1152 x 864*	75 Hz	67.5 kHz	○		
	56.2 Hz	45.1 kHz	○		
	59.8 Hz	48 kHz	○		
	69.8 Hz	56 kHz	○		
	60 Hz	49.7 kHz	○		
	60 Hz	53.1 kHz	○		
1280 x 800*	60 Hz	60 kHz	○		
	1280 x 854*	60 Hz	60 kHz	○	
	1280 x 960*	60 Hz	60 kHz	○	
	1360 x 768	60 Hz	47.7 kHz	○	
	1376 x 768*	59.9 Hz	48.3 kHz	○	
	1280 x 1024*	60 Hz	64 kHz	○	
1400 x 1050*	75 Hz	80 kHz	○		
	85 Hz	91.1 kHz	○		
	100.1 Hz	108.5 kHz	○		
	60 Hz	65.3 kHz	○		
	75 Hz	82.3 kHz	○		
	85 Hz	93.9 kHz	○		
1680 x 1050*	60 Hz	65.3 kHz	○		
	1600 x 1200*	60 Hz	75 kHz	○	
	65 Hz	81.3 kHz	○		
	70 Hz	87.5 kHz	○		
	75 Hz	93.8 kHz	○		
	85 Hz	106.3 kHz	○		
Apple Macintosh®	1920 x 1080*	50 Hz	56.2 kHz	○	
	(1920 x 1080 is Digital only)	60 Hz	67.5 kHz	○	
	1920 x 1200*	60 Hz	74 kHz	○	
	1920 x 1200RB*	60 Hz	74 kHz	○	
	640 x 480	66.7 Hz	35 kHz	○	
	832 x 624	74.6 Hz	49.7 kHz	○	
EWS Series	1024 x 768	74.9 Hz	60.2 kHz	○	
	1152 x 870*	75.1 Hz	66.7 kHz	○	
	1440 x 900*	60 Hz	56 kHz	○	
	Work Station	60 Hz	64.6 kHz	○	
	1280 x 1024*	72 Hz	75.1 kHz	○	
	1280 x 1024*	72 Hz	75.1 kHz	○	
1152 x 900*	66 Hz	61.8 kHz	○		
1152 x 900*	75 Hz	74.7 kHz	○		
1280 x 1024*	76.1 Hz	81.1 kHz	○		
1024 x 768	60 Hz	49.7 kHz	○		
1280 x 1024*	60 Hz	63.9 kHz	○		

*Compressed display

Included Accessories

Power Cord x 1, Remote Control Unit x 1, AA batteries x 2, Cleaning Cloth x 1, Speed Clamps x 3, Cable Bands x 3, Ferrite Cores (for Audio Cable) x 3, Operating Instructions x1, Warranty x1

Optional Accessories

Optional Side-Mount Speakers
PDP-S55-LR
Maximum input 60 W/6 ohms
Dimensions (WxHxD)
3-17/32" x 34-21/32" x 3-25/32" (90 mm x 880 mm x 96 mm)
Weight 15 lbs (6.8 kg) (2 speakers)

Tabletop Stand
PDK-TS26
Dimensions (WxHxD)
44-9/32" x 8-1/16" x 16-15/16"
(1125 mm x 205 mm x 430 mm)
Weight 14 lbs. 5 oz (6.5 kg)

PSA-1
ADJUSTABLE HEIGHT SUSPENSION ADAPTER

PSA-2
ADJUSTABLE HEIGHT SUSPENSION ADAPTER

PCA-1
1-1/2" NTP (SINGLE) CEILING ADAPTER

PCA-2
2" NTP (DUAL) CEILING ADAPTER

PWM-6111
FLAT WALL MOUNTING BRACKET

PWM-6121
TILTING WALL MOUNTING BRACKET

*These products are offered for sale only in the US market and may not be suitable for use in other regions. The products are not Pioneer products and are subject to the manufacturer's own warranty.
*These items have been produced by Progressive Marketing Products, Inc. If you need further information please call 1-800-368-9700 or access to <http://www.pmp.com>.

• Specifications and design subject to modification without notice. • This equipment is sold on the condition it will be installed by a competent professional engineer with sufficient training and skill to carry out its proper installation. Be sure to entrust the installation and set-up of this machine only to a competent professional or retail service engineer. Pioneer cannot accept liability for damage due to inappropriate installation location or improper handling, assembly, installation, set-up, operation or retrofitting. • Plasma Display Systems display images consisting of hundreds of thousands of minute pixels (light emitting cells), and there is a possibility of inactive, flashing or continually illuminated pixels. • Plasma Display Systems emit slight amounts of IR (infrared) Emission through luminous discharge technology. IR Emission is not harmful to living organisms, but may interfere with the operation of remote controls for other equipment or cause static in equipment using IR signals (such as cordless headphones, cordless microphones, and motion detectors). • Image retention, known as burn-in if permanent, can occur in phosphor-based display systems (including CRT television systems-both direct view and projection-as well as plasma display systems). Displaying the same still images for long periods should be avoided as image retention or burn-in may occur. Recommended guidelines are as follows: • Do not display static images for long periods (such as still images, fixed images from PC or TV game equipment, and/or fixed images such as time of day indicator or channel logo display). • Do not display content in the 4:3 aspect ratio (black or gray bars on left and right side of content) or letter-box content (black bars above and below of content) for extended periods of time, or use either of these viewing modes repeatedly within a short period of time. This Plasma Display System is equipped with multiple wide-screen viewing modes; use one of these screen modes to fill the entire screen with content. • Displaying dark images after displaying still images for a period of time may cause image retention. In most cases, the image retention can be corrected by displaying bright images for a similar period of time. If you display still images on your Plasma Display System for long periods of time, image retention may be irreparable. • Plasma Display Systems may have a negative effect on sound or images coming from AM radios, PCs or video-related products. • Plasma Display Systems have interior glass panels; be sure to secure it from damage from impact. • While in use, Plasma Display Systems may generate some functional sounds, for example: fan motor noise, and electrical circuit humming/glass panel buzzing. • PIONEER, PUREVISION, and the Pioneer and PureVision logos are registered trademarks of Pioneer Corporation.



PIONEER ELECTRONICS (USA) INC.
2265 East 220th Street, Long Beach, CA 90810, USA TEL : 310-952-2000 800-421-1625 FAX : 310-952-2639
<http://www.pioneerelectronics.com/> <http://www.pioneerindustrialav.com>

PIONEER ELECTRONICS OF CANADA, INC.
300 Allstate Parkway, Markham, Ontario L3R 0P2, Canada TEL: 877-283-5901 FAX: 877-746-4848
<http://www.pioneerelectronics.ca>



Printed on Recycled Paper



Pioneer Corporation and Pioneer Display Products Corporation, where PDP products are developed, have both achieved ISO 14001 certification.

2146F J-FC(F) 10-06 Printed in Japan



60-Inch WXGA Professional Plasma Display

PDP-607CMX



Not all displays are built the same.

Look Deeper.

60-Inch WXGA Professional Plasma Display
PDP-607CMX



The 60-inch Pioneer Plasma Display Panel. Its size is not the most impressive thing about it.

Yes, 60 inches is large. Dramatically large. But the most impressive thing about this plasma display is its gorgeously beautiful picture. Pioneer's most advanced technologies, including powerful image processing capabilities, produce a bright, sharp picture with extremely high contrast and rich,

natural colors. There is also a larger selection of functions than in previous models, making the PDP-607CMX easier and more convenient to operate. What's more, you can take advantage of Pioneer's Expansion Solutions, giving you all the flexibility you want, now and in the future.

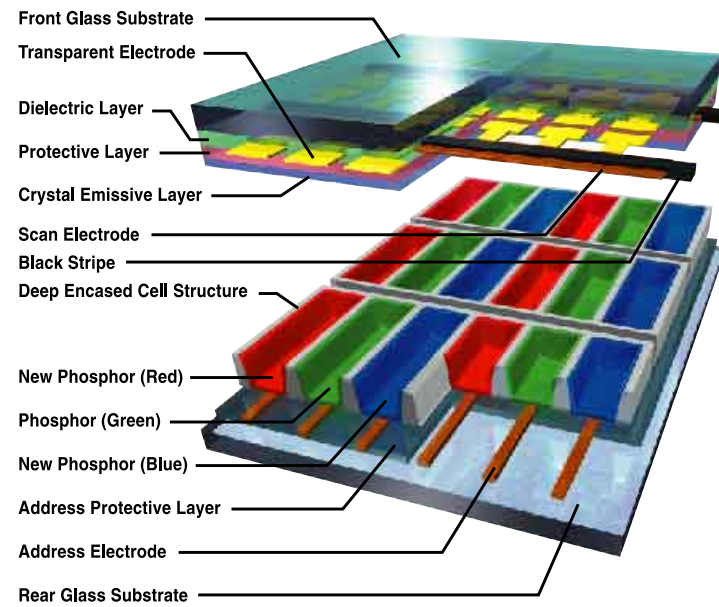


Dynamic Imagery

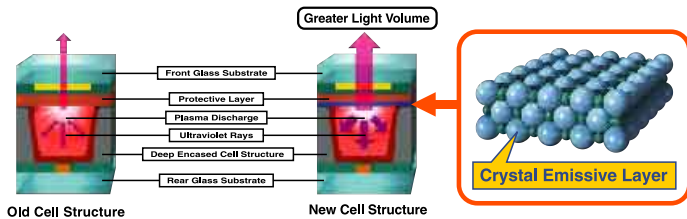
Exclusive Panel Technologies

Achieves the dual goals of higher brightness and greater contrast.

PDP image quality takes another impressive step forward with Pioneer's new panel technologies. In addition to our exclusive Deep Encased Cell Structure, it uses another breakthrough technology called Crystal Emissive Layer to boost luminous efficiency beyond any previous model. The result is a first-of-its-kind level of high brightness and unprecedented dark-area contrast. Blacks are blacker, while light areas maintain their true brightness values. Bright-area contrast is also significantly higher, meaning that the PDP-607CMX will provide eye-catching imagery, even in bright places such as shopping malls, event venues and showrooms.





Comparison of Old and New Cell Structure



New Pure Drive Pro

Superb picture quality designed for professional applications.

The best possible picture quality and most efficient PDP available is realized by combining color management, scaling, GUI and other image processing technologies on a single chip developed exclusively for Pioneer's professional plasma displays. Scaling performance, a vital factor for professional plasma displays, has been enhanced to ensure that even high-resolution signals are reproduced with minimal data loss. In addition, ACE IV technology enables the panel to accurately reproduce the full-range grayscale for each color. The panel instantly identifies the type of image being shown (fast- vs. slow-motion scenes, dark vs. light scenes) and intuitively optimizes the distribution of color gradation.



Six Pro Use display modes allow image adjustment for professional applications

- **Under-Scan:** Displays 100% of the image, including the outer edges that are normally cut off.
- **Color-Off:** Removes color information for optimum display of black and white signals.
- **Still Image Processing:** Displays still images accurately by varying movement detection processing.
- **Pure Image:** Displays images as close as possible to the original signal with no image processing.
- **High Contrast:** Uses special dynamic range expansion to make images more vivid.
- **Blue Only:** Used in broadcast and post production for display calibration.

Powerful Functionality

Dual Screen Function

Standard Dual Screen Mode

IR remote and RS-232 control operations permit the use of Picture-in-Picture (P-in-P) and Side-by-Side modes. With P-in-P, the position of the sub-image can be shifted among four locations, or Side-by-Side images can be switched between the left and right positions. Audio can also be independently switched.




P-in-P Fade In/Out

This function allows an optional fade in/out transition of the sub-picture.

Upgraded Side-by-Side Mode

Switch easily between Side-by-Side and P-out-P modes. It is also possible to select three horizontal aspect ratios for dual-image, full-screen display.



P-in-P Display Variations

The P-in-P mode permits a number of display variations. There are multiple sizes of P-in-P sub-images which can be set in addition to the transparency of the sub-image from 0 to 80%.



Video Wall

Use as Many as 25 PDPs

Pioneer makes it easy to configure multi-monitor video walls without any additional equipment. Possible configurations are 2x2, 3x3, 4x4 and 5x5.



Two Display Modes



Adjusted mode for a more natural looking image across screen mullions.



Normal mode for showing all of the screen information.

Sub-Image Detection

During P-in-P display, if the sub-image input signal is lost, the display will automatically switch to a full-screen image. P-in-P is automatically restored when the sub-image signal returns.




Banner Mode

Easily display titles / captions prepared in PowerPoint® or other presentation software. There are ten positions for the titles / captions: eight horizontal settings and two portrait modes. The transparency of the on-screen titles can also be varied. * PowerPoint is a registered trademark of Microsoft Corporation.



Dual Image Freeze

Dual Image Freeze temporarily freezes a displayed image. The still image can be the sub-image in P-in-P mode or the left-side image in Side-by-Side mode.




Power On Delay

This function automatically delays the powering up of each display to reduce the load on the power source.

ABL Link

The ABL (Auto Brightness Limiter) Link function sets the brightness of each display at a uniform level (operates only with 2x2 and 3x3 configurations).



Auto ID Setting

Automatically sets an ID for each display connected via a combination control cable to permit simpler error-free setting (operates only with 2x2 and 3x3 configurations).

Intelligent Serviceability

RS-232C Status Feedback

When a command is transmitted from a control device to the PDP via the RS-232C interface, the PDP returns its status. This not only permits remote confirmation of current PDP status, it can also report the cause of errors, should they occur, expediting service response. The PDP-607CMX provides high-control capacity: combination (serial loop through) connections, variable baud rate setting, acknowledge function and more.

- Serial number information
- Product model name
- Hour meter
- Interior temperature information
- Power on/off information
- Input signal information
- Cause of error

High Speed Image Switching

The PDP-607CMX has a high-performance, dual-image processing function that switches from one input image to another at the high speed of approximately 0.4 seconds, ensuring smooth displays and presentations.



Programmable Timer and Repeat Timer

Control designated functions according to a schedule by using the weekly timer and ten programmable functions including power on/off, input selection, and activation of image retention alleviation modes. In addition, the Repeat Timer can be set to repeat various image states at prescribed times. (When using Video Wall, operates only with 2x2 and 3x3 configurations)



AMX Duet™ Program Support

The PDP-607CMX makes use of AMX's Duet™ Partner technology to offer automatic and smooth system integration. By enabling two-way communication with the AMX controller via the RS-232C interface.

Engineered Reliability

Seamless Orbiter

Conventional orbiter modes reduce image retention by moving the displayed image by one pixel at regular intervals. Because some viewers may notice the movement, it interferes with a smooth picture quality. The Seamless Orbiter

function, however, moves the entire image in smaller steps of less than a pixel. Extensive Pioneer research determined the best image orbiting patterns without creating noticeable movement.

Conventional orbiter modes

The entire image moves one dot at a time. The movement is easily noticeable.

Seamless Orbiter Mode

Image moves in extremely small steps, so viewers do not notice that it is changing.

Other Image Retention Management Modes

•**Auto side mask:** When a 4:3 image is displayed, the side masks are automatically applied. •**Side mask brightness adjustment:** Adjusts side mask brightness during 4:3 image display. •**White signal display:** Displays white over the entire screen.

•**Screen reversal display:** Reverses the display image colors to help manage image retention. •**Soft focus:** Slightly blurs the edges of displayed images, to minimize noticeable image retention.

Energy Efficiency

Low Power Consumption and Four Energy Saver Modes

This PDP-607CMX achieves the industry's lowest power consumption of 450 W peak thanks to the high, light emission efficiency of Pioneer's latest exclusive panel technologies. Four energy saver modes contribute to further lowering

power consumption: Power Save, Intermediate, Linear Brightness (which decreases the peak intensity of high-brightness images), and Video Mute (which temporarily turns off the displayed image).

Other Features

- Large GUI Display
- Frame Rate Conversion Mode
- Display Call
- Point Zoom
- Intelligent Auto Setup
- Color Detail Adjustment
- Smart Cooling System
- Vertical and Left to Right Mirror Modes
- Priority Input Mode
- Normal and Studio Color Modes
- OSD Off
- LED Off
- IR and Key Lock
- Memory Lock

Expansive Flexibility

Unlimited Expandability to Meet Present and Future Needs - ES* Card Slot Interface

*Expansion Solutions



The PDP-607CMX is designed for virtually any type of application with the integration of two ES Card Slot interfaces, one for communication and one for enhanced data. It comes supplied with a removable communication card that includes RS-232C and combination I/O interfaces. The second slot may optionally be used to enable capabilities via a wide range of analog or digital signals, with additional control. This means that one PDP-607CMX can be used for multiple tasks, including various applications that other PDPs can't handle. Extensive flexibility is available right out of the box, and stays ready for future needs. Pioneer's "Expansion Solutions" are one more reason why the PDP-607CMX should be your first choice for a professional plasma display.



Options

BNC Connector Interface Card PDA-5003



VIDEO INPUT/OUTPUT 3.58NTSC, 4.43NTSC, PAL, SECAM, PAL-N, PAL-M

INPUT	IN	Connector	Signal	Level/Impedance
INPUT3	IN	Mini DIN 4-pin (S terminal)	Y/C Separate Video Signal	Y: 1 Vp-p/75 Ω C: 0.286 Vp-p/75 Ω (NTSC) 0.3 Vp-p/75 Ω (PAL)
			Composite Video Signal	1 Vp-p/75 Ω
INPUT4	IN	BNC	Composite Video Signal	1 Vp-p/75 Ω
			OUT	Composite Video Signal
INPUT5	IN	BNC x 5	Analog RGB Signal (Compatible with G on Sync)	RGB: 0.7 Vp-p/75 Ω G on Sync: 1 Vp-p/75 Ω HD/CS.VD: TTL level/75 Ω or 2.2 kΩ switchable
			Component Video Signal	Y: 1 Vp-p/75 Ω Pb/Cb, Pr/Cr: 0.525 Vp-p/75 Ω (75% saturation)

AUDIO INPUT/OUTPUT

AUDIO INPUT	Connector	Level/Impedance
AUDIO INPUT (INPUT3/4)	RCA pin x 2	L/R: 500 mVrms/more than 10 kΩ
AUDIO INPUT (INPUT5)	RCA pin x 2	L/R: 500 mVrms/more than 10 kΩ

RCA Connector Interface Card PDA-5004



VIDEO INPUT/OUTPUT 3.58NTSC, 4.43NTSC, PAL, SECAM, PAL-N, PAL-M

INPUT	IN	Connector	Signal	Level/Impedance
INPUT3	IN	Mini DIN 4-pin (S terminal)	Y/C Separate Video Signal	Y: 1 Vp-p/75 Ω C: 0.286 Vp-p/75 Ω (NTSC) 0.3 Vp-p/75 Ω (PAL)
			Composite Video Signal	1 Vp-p/75 Ω
INPUT4	IN	RCA	Composite Video Signal	1 Vp-p/75 Ω
			OUT	Composite Video Signal
INPUT5	IN	RCA x 3	Component Video Signal	Y: 1 Vp-p/75 Ω Pb/Cb, Pr/Cr: 0.525 Vp-p/75 Ω (75% saturation)

AUDIO INPUT/OUTPUT

AUDIO INPUT	Connector	Level/Impedance
AUDIO INPUT (INPUT3)	RCA pin x 2	L/R: 500 mVrms/more than 10 kΩ
AUDIO INPUT (INPUT4)	RCA pin x 2	L/R: 500 mVrms/more than 10 kΩ
AUDIO INPUT (INPUT5)	RCA pin x 2	L/R: 500 mVrms/more than 10 kΩ

Pioneer's Certified Third Party Expansion Solution Cards

IP Link™ Interface Module Extron® Electronics IPL M PDP-ES

This compact ethernet control card enables IP-based remote control, proactive monitoring, and troubleshooting.



I/O	Connector	Signal
LAN	RJ-45	10Base-T, half/full duplex with autodetect
RS-232	D-sub 9-pin	8data bits, 1 stop bit, no parity

For more information: Extron Electronics
1230 South Lewis Street, Anaheim, CA 92805 USA
Tel: 800-633-9876 or 714-491-1500 Fax: 714-491-1517
URL: <http://www.extron.com>

Integrated Analog CAT-5 Receiver Magenta Research MultiView™ AK1000PDP

Enables high resolution video distribution over CAT-5/UTP. Signals can be transmitted over longer distances.



Maximum resolution: 1920 x 1200 @ 60 Hz (From 0 ft. to 1000 ft.)
Video compatibility: RGBHV, RGBS, NTSC, PAL

I/O	Connector	Signal
Link IN	RJ-45	MultiView format Video and Serial Data
Link OUT	RJ-45	The UTP signal to be daisy-chained (6 PDP)
Optional OUT	HD9	Full Modern serial option
Optional Audio	RCA x 2 (L-R)	Audio

For more information: Magenta Research, Inc.
934 Federal Road, Brookfield, CT 06804 USA
Tel: 203-740-0592 Fax: 203-740-0596
URL: <http://www.magenta-research.com>

HDSDI Digital Video Interface Alcorn McBride PDP HDSDI™

Allows the PDP to connect directly to professional quality broadcast equipment or any other device with SMPTE-292M and SMPTE-259M output capability.



I/O	Connector	Signal
Input	BNC	SMPTE-292M and SMPTE-259M
Loop Through	BNC	Buffered & Re-clocking SMPTE-292M loop through
Analog Input	Mini D-sub 15-pin	RGBHV/Y/Pr/Pb component Tri-level or Bi-level sync

For more information: Alcorn McBride Inc.
3300 S. Hiawassee Road, #105, Orlando, FL 32835 USA
Tel: 407-296-5800 Fax: 407-296-5801
URL: <http://www.alcorn.com>

*Third party Expansion Solutions cards are not Pioneer products and are subject to each manufacturer's own warranty.

Free Manuals Download Website

<http://myh66.com>

<http://usermanuals.us>

<http://www.somanuals.com>

<http://www.4manuals.cc>

<http://www.manual-lib.com>

<http://www.404manual.com>

<http://www.luxmanual.com>

<http://aubethermostatmanual.com>

Golf course search by state

<http://golfingnear.com>

Email search by domain

<http://emailbydomain.com>

Auto manuals search

<http://auto.somanuals.com>

TV manuals search

<http://tv.somanuals.com>