

# Using Dual Layer DVD-R Discs

Dual Layer DVD-R discs contain two recordable layers on a single side. This unit is capable of recording to Dual Layer DVD-R discs in Video mode. As a result, you can record up to approximately 1.8x more material than with conventional DVD-R discs. In addition, record, playback and copy functions can all be performed in the same way as with conventional discs. However, in order to use Dual Layer DVD-R discs properly, we recommend that you read the following notes regarding disc usage.

- Dual Layer DVD-R disc technology is a new standard approved by DVD Forum in February 2005.
- If you intend to play back Dual Layer DVD-R discs recorded on this unit in other DVD recorders/players, you must finalize the discs. (Even so, discs may not be played back on some DVD recorders/players.)

## About Dual Layer DVD-R discs

Please read the information provided on the disc packaging carefully, and confirm the disc type, version and recording speed compatibility before purchasing Dual Layer DVD-R discs.

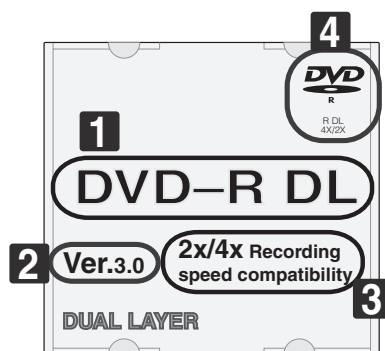
**1 Confirm the disc type.**  
This unit cannot record to DVD+R Double Layer discs.

**2 Confirm the disc version.**  
Always use Ver. 3.0\* Dual Layer DVD-R discs.  
Some discs are CPRM-compatible. For details about these discs, refer to the Operating Instructions.

\* Ver. 3.0 may be printed either on the front or on the back side of the disc case depending on the manufacturer.

**3 Confirm the recording speed.**  
Always use discs compatible with 2x or 4x recording speed.

**4 This logo indicates that the disc is a Dual Layer DVD-R disc.**



### Recording times for Dual Layer DVD-R discs

Standard recording times\* when using a 12 cm single-sided 8.5 GB Dual Layer DVD-R disc are as follows:

- XP: Approx. 1 hr 51 mins
- SP: Approx. 3 hrs 35 mins
- LP: Approx. 7 hrs 11 mins
- EP: Approx. 10 hrs 46 mins
- SLP: Approx. 14 hrs 21 mins
- SEP: Approx. 17 hrs 57 mins
- MN1: Approx. 24 hrs

\* The maximum number of titles that can be recorded on a disc is 99. You may not be able to record for the maximum recording time if the maximum allowable number of titles is exceeded.

- Correct operation has been confirmed for Dual Layer DVD-R discs (Ver. 3.0/2x, 4x) produced by the following manufacturer:

Mitsubishi Kagaku Media / Verbatim (as of March 2005)

# Notes on using Dual Layer DVD-R discs

## Recording

- You can only record to Dual Layer DVD-R discs using this unit in Video mode. You cannot record to these discs using VR mode.
- When recording to a Dual Layer DVD-R disc, if the recording layer switches from the first layer to the second, titles are automatically divided.
- You can record up to 99 titles on a single disc. Therefore, if the 99th title spans both the first and second layers of the disc, recording is canceled.
- This unit cannot play back, record additional material to or edit (including finalizing) unfinalized discs that have been recorded in Video mode on another DVD recorder.

## Playback

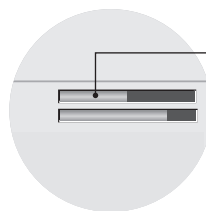
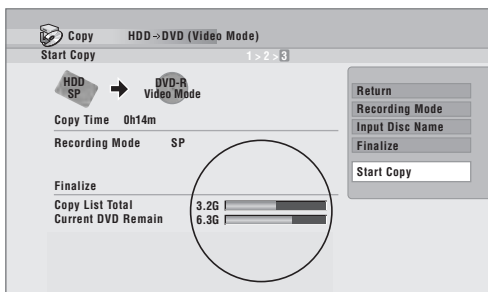
- When playback switches from the first to the second layer of the disc, you may notice a pause in playback.

## Finalizing

- If you intend to play back Dual Layer DVD-R discs recorded on this unit in other DVD recorders/players, you must finalize the discs. (Even so, discs may not be played back on some DVD recorders/players.)
- Once a disc is finalized, it cannot be recorded to or edited.
- The finalizing process may take longer than when finalizing conventional DVD-R discs. The longer the remaining recordable time left on the disc, the longer the finalization process takes.

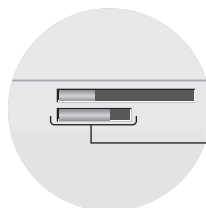
## Copying

- With normal-speed dubbing, titles are divided at the point where copying switches from the first to the second layer. However, thumbnail images for the titles may differ from the original thumbnail images. In addition, if the number of titles exceeds 99, the last title will not be copied.
- With high-speed dubbing, titles are not divided at the point where the layers change.
- About the Copy screen:



**When recording spans both the first and second layers of the disc, the Copy List Total bar graph indicator turns purple.**

With normal speed dubbing, all of the titles may fit onto the first layer even if the Copy List Total bar graph changes color.



**When the first layer of the disc is full, recording begins on the second layer. In this case, the length of the bar graph indicator is shortened by half.**

## Free Manuals Download Website

<http://myh66.com>

<http://usermanuals.us>

<http://www.somanuals.com>

<http://www.4manuals.cc>

<http://www.manual-lib.com>

<http://www.404manual.com>

<http://www.luxmanual.com>

<http://aubethermostatmanual.com>

Golf course search by state

<http://golfingnear.com>

Email search by domain

<http://emailbydomain.com>

Auto manuals search

<http://auto.somanuals.com>

TV manuals search

<http://tv.somanuals.com>