


AGE 3+

6138



## Fix 'n Clean Roadway™\*



Thank you for choosing the  
**FIX 'N CLEAN ROADWAY** playset!

**Phillips/crosshead screwdriver (not included) required  
for assembly.**

**Adult assembly required.**



### **WARNING:**

This product contains small parts which are necessary for assembly. Prior to and during assembly of this product, keep small parts out of children's reach. Small parts pose a choking hazard to children under 3 years.



# PARTS LIST

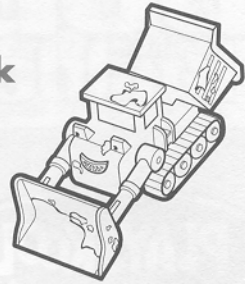
Screws (10)

Label Sheet

Boulders (2)



Mini Muck Vehicle



Gate



Road Cone




Road Cone Retainer




Roof



House Sections (2)



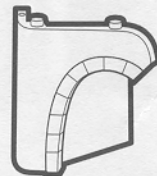
Car Wash (with attached Brush)



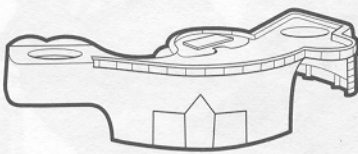
Water Reservoir



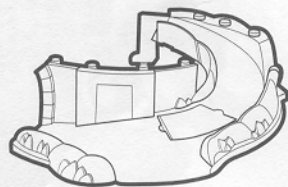
Chute



Road Sections (4)



(Top)



(Bottom)



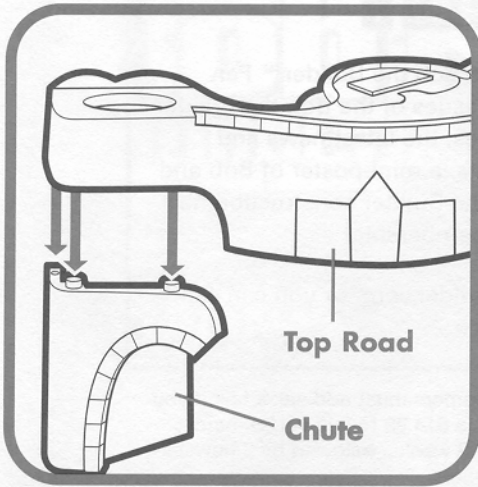
(Connector)



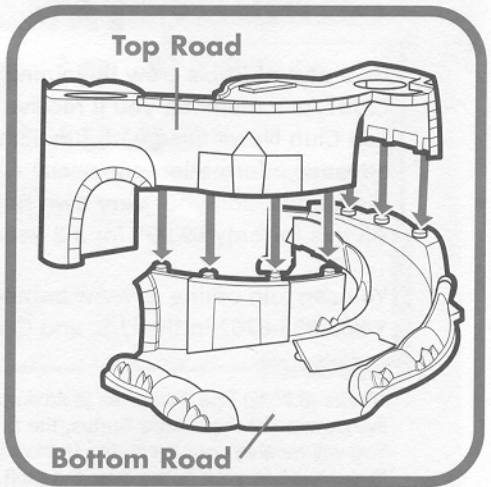
(Middle)

## ASSEMBLY

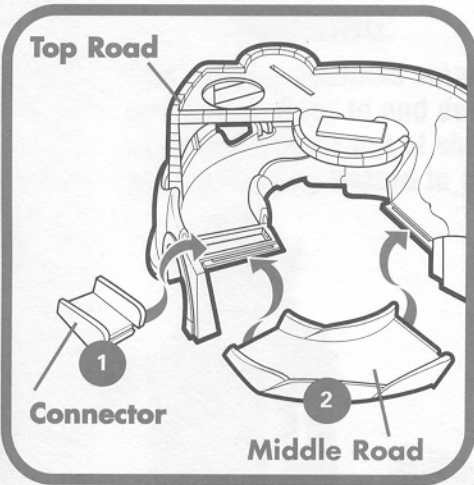
1. Secure chute to underside of top road section with 3 screws.



2. Fit top and bottom road sections together. Secure with 7 screws.



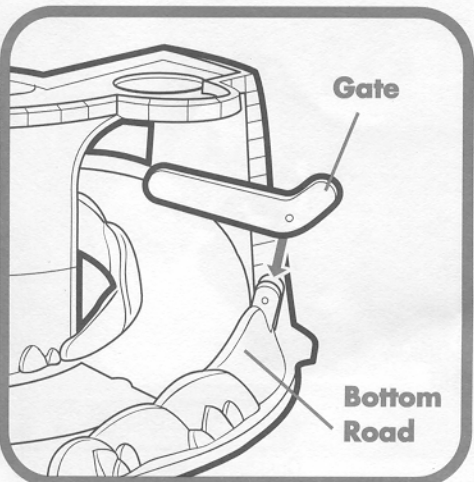
3. Align snaps on connector road section with opening in bottom road section and snap into place. Align snaps on middle road section with slots on top and bottom road section, and snap into place.



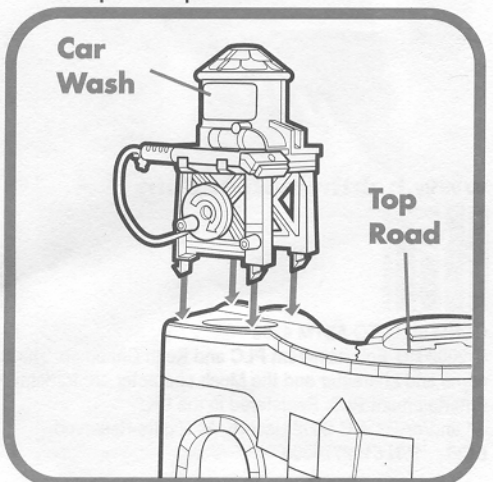
4. Fit tab on road cone retainer through slot on top road section. Fit tab into cone. (Be sure lever on road cone retainer faces toward hole in top road section.)



5. Snap gate to bottom road section.



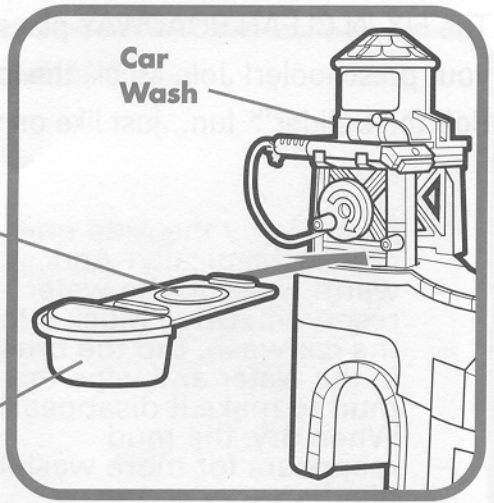
6. Align snaps on car wash with slots in top road section and snap into place.



7. Place brush onto hooks.  
Slide drain piece on water reservoir under car wash.

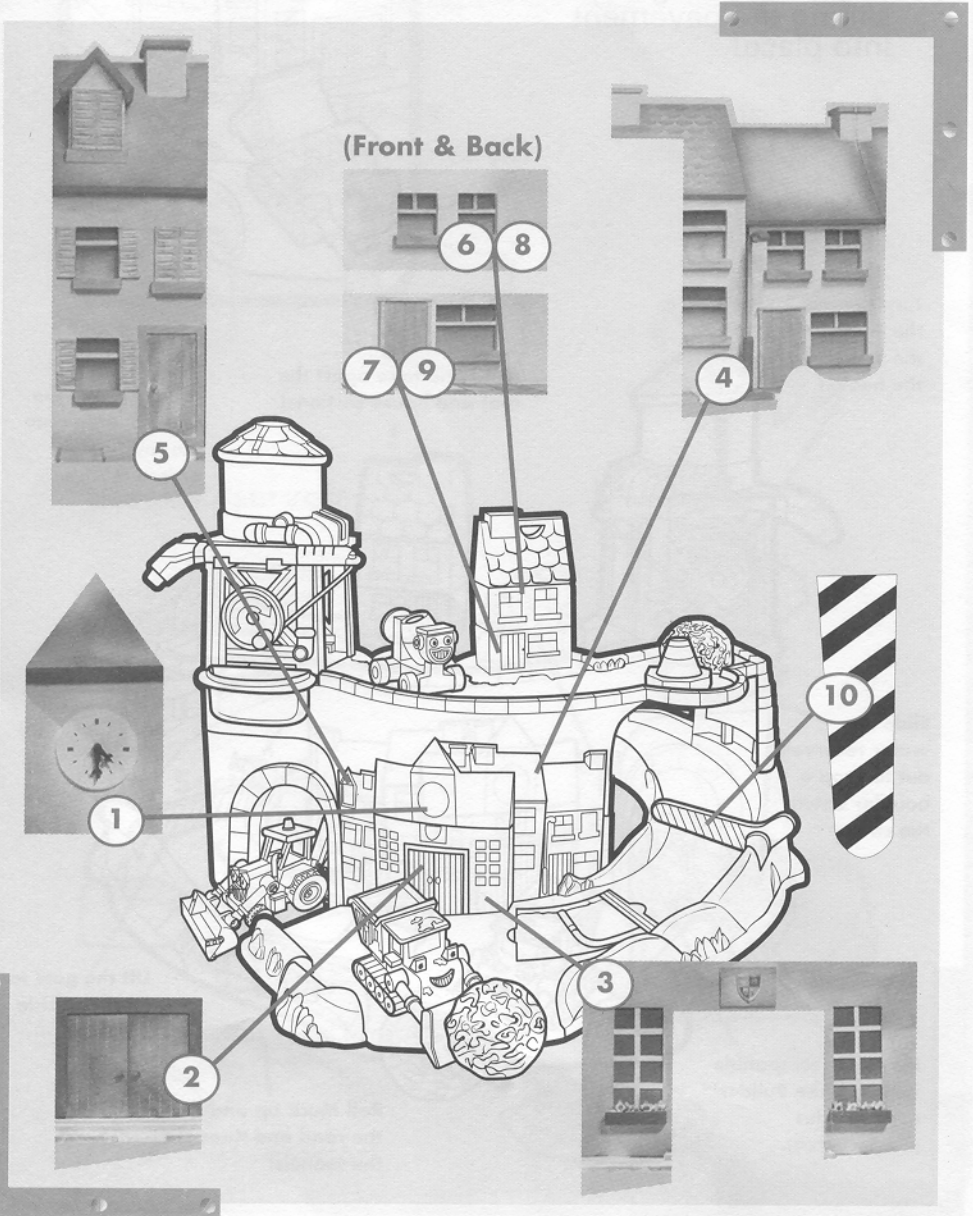
Drain Piece

Water Reservoir



## LABEL PLACEMENT

- Peel and apply labels as shown.



## PLAY FEATURES

The FIX 'N CLEAN ROADWAY playset offers lots of fun activities for your preschooler! Join Muck, the lovable digger/dumper, for lots of Bob the Builder™ fun...just like on the television series!

- Wash Away the Mud on Muck – Magically! Add warm water to the water reservoir. Drive Muck into the car wash. Dip the brush in the water and wipe the mud to make it disappear! When dry, the mud reappears for more washing play!

Note: Before storing toy, empty remaining water from the water reservoir and allow brush to dry.

- Repair the Road! Repair the road damage by sliding the pavement into place!



Turn the crank to roll up the "water hose." Store the brush on the hooks!

Build and take apart the roof and house sections!

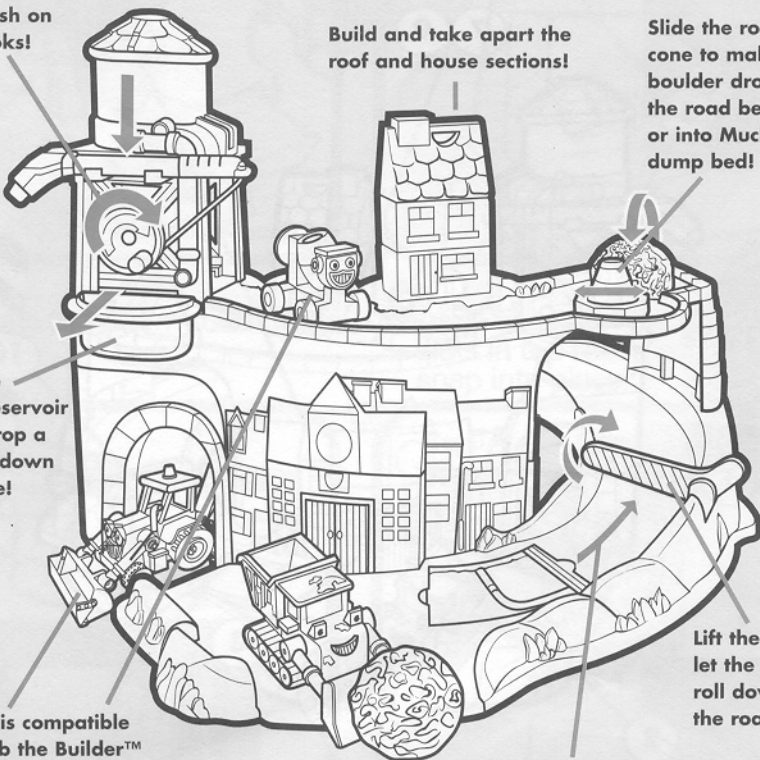
Slide the road cone to make the boulder drop onto the road below or into Muck's dump bed!

Slide the water reservoir out to drop a boulder down the chute!


Playset is compatible with Bob the Builder™ mini vehicles (not included).

Roll Muck up and down the road and through the tunnels!

Lift the gate to let the vehicle roll down the road!



Join the



## FAN CLUB

Be a part of Bob's crew by joining the Bob the Builder™ Fan Club! As a member, you'll receive 8 issues of the Bob the Builder Fan Club News filled with fun activities, the latest news and advance information on special events, a mini-poster of Bob and his friends, and your very own Bob the Builder construction hat! All this for only \$9.99\* for a 2-year membership!

You can join online at [www.bobthebuilder.com](http://www.bobthebuilder.com), or you can call 1-888-956-8762 in the U.S. and Canada.

\*Texas (8.25%) and California (8.25%) customers must add sales tax. If you live outside of the United States, the price is \$14.99 to join in U.S. funds. You will receive your Welcome Packet in 6-8 weeks, followed by 8 newsletters mailed to your home over the next 2 years.

[www.bobthebuilder.com](http://www.bobthebuilder.com)



CONFORMS TO ASTM 4236

© 2002 HIT Entertainment PLC and Keith Chapman. The Bob the Builder name and character and the Muck character are trademarks of HIT Entertainment PLC. Registered in the UK.

®\* and/or ™\* & © 2002 Hasbro. All Rights Reserved.

6138 P/N 6169770000

[HASBROPRESCHOOL.COM](http://HASBROPRESCHOOL.COM)  
FOR NEW PRODUCTS AND OFFERS

Questions? Call: 1-800-PLAYSKL

## Free Manuals Download Website

<http://myh66.com>

<http://usermanuals.us>

<http://www.somanuals.com>

<http://www.4manuals.cc>

<http://www.manual-lib.com>

<http://www.404manual.com>

<http://www.luxmanual.com>

<http://aubethermostatmanual.com>

Golf course search by state

<http://golfingnear.com>

Email search by domain

<http://emailbydomain.com>

Auto manuals search

<http://auto.somanuals.com>

TV manuals search

<http://tv.somanuals.com>