

6 Foot SurgeCord

Thank you for purchasing a RadioShack 6 Foot SurgeCord. Your SurgeCord surge protector is easy to install. Simply remove the detachable power cord from your equipment, plug in the surge protector, and your equipment is protected. You can also protect connected equipment from telephone line surges.

OWNER'S MANUAL
Please read before using this equipment.

61-2429

Your surge protector connects directly to a modular telephone line jack. If your telephone wiring does not have a modular jack, you can update the wiring yourself using jacks and adapters (available at your local RadioShack store), or have the telephone company update the wiring for you. You must use compatible modular jacks that are compliant with Part 68 of *FCC Rules* and the requirements adopted by ACTA. The telephone cord and modular plug provided is Part 68 compliant for connecting to the telephone company network.

NOTE
The USOC number of the jack to be installed is RJ11C (or RJ11W for a wall plate jack).

If the surge protector receives an unusually strong surge, the built-in protection absorbs the surge to protect your equipment. If the surge is strong enough however, it will deplete the ability of the protection circuitry. If the LED does not light, the surge protector's AC line is no longer protected from surges. Replace the surge protector.

SAFETY PRECAUTIONS

Your Network Equipment Surge Protector connects your fax, modem or other data line to a telephone line. When using telephone lines, it is important to follow these safety precautions.

- Never install telephone wiring during a lightning storm.
- Never install telephone jacks in wet locations unless the jack is specifically designed for use in wet locations.
- Never touch uninsulated telephone wires or terminals unless the telephone line has been disconnected at the network interface.
- Use caution when installing or modifying telephone lines.

CAUTION

- This product is intended for indoor use only.
- This surge protector is not a lightning arrestor and will not protect against lightning-induced voltage surges.
- Be sure the total power requirements of all connected devices does not exceed 1200 watts.
- Use the surge protector only with a three-prong standard AC grounded outlet. The surge protector cannot provide protection without a grounded AC source.
- If the yellow LED does not light, your surge protector is not grounded. You must move it to a different grounded, three-prong AC outlet.
- **Retain Instructions** — Retain the safety and operating instructions for future reference.
- **Damage** — Unplug the surge protector from the wall outlet and replace it:
 - a. When the power cord or plug is damaged.
 - b. If liquid has been spilled or objects have fallen into the surge protector.
 - c. If the surge protector has been exposed to rain or water.
 - d. If the surge protector has been dropped or damaged in any way.
 - e. When the yellow LED goes out.
- If the yellow LED does not light, your surge protector is not grounded. You must reconnect it to a different grounded, three-prong AC outlet.

WARNING: To reduce the risk of fire or shock hazard, do not expose this product to rain or moisture.

CAUTION
RISK OF ELECTRIC SHOCK DO NOT OPEN

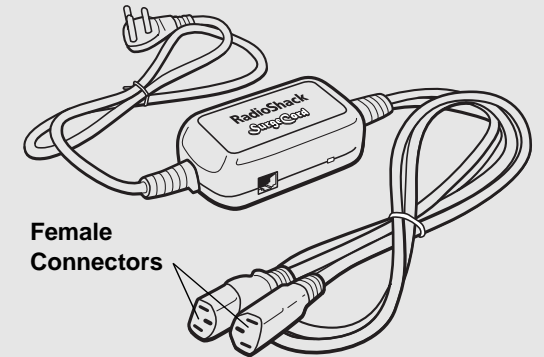
CAUTION: TO REDUCE THE RISK OF ELECTRIC SHOCK, DO NOT REMOVE COVER OR BACK. NO USER-SERVICEABLE PARTS INSIDE. REFER SERVICING TO QUALIFIED PERSONNEL.

The lightning symbol is intended to alert you to the presence of uninsulated dangerous voltage within this product's enclosure that might be of sufficient magnitude to constitute a risk of electric shock. Do not open the product's case.

The exclamation symbol is intended to inform you that important operating and maintenance instructions are included in the literature accompanying this product.

Some examples of equipment your 6 Foot SurgeCord protects:

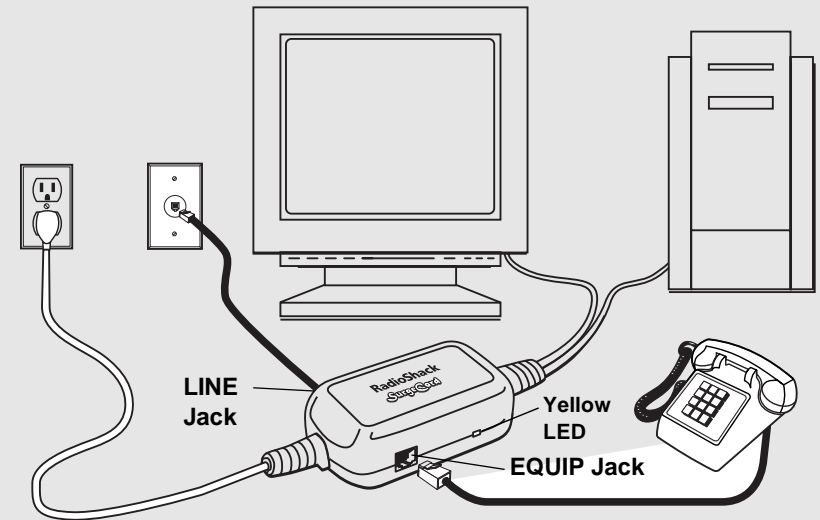
- Computer CPU
- Monitor
- Printer
- Telephone
- Answering Machine
- Fax Machine



USING YOUR SURGE PROTECTOR

With AC Lines

1. Connect the surge protector's female connector to your equipment's male connector.
2. Plug the surge protector into a properly wired and grounded AC outlet. The yellow LED lights, and the equipment is protected.
3. Turn on the equipment.



With Telephone Lines

1. Plug one end of a telephone cord into the surge protector's LINE jack and the other end into your wall jack.
2. Plug one end of a second telephone cord into the EQUIP jack and the other end into the equipment.

WARNING

Do not use the surge protector with an aquarium or near wet locations.

FCC STATEMENT

Your surge protector complies with Part 68 of *FCC Rules*. You must, upon request, provide the FCC registration number and the REN to your telephone company. The FCC registration number is located on the bottom of your surge protector. The REN is on the bottom of your telephone.

Connection to party line service is subject to state tariffs. Contact the state public utility commission, public service commission, or corporation commission for information.

We have designed your surge protector to conform to federal regulations, and you can connect it to most telephone lines. However, each surge protector (and each device, such as a telephone or answering machine) that you connect to the telephone line draws power from the telephone line. We refer to this power draw as the device's ringer equivalence number, or REN on the bottom of your surge protector.

If you use more than one phone or other device on the line, add up all of the RENs. If the total is more than five (three in rural areas), your telephones might not ring. If ringer operation is impaired, remove a device from the line.

In the unlikely event that your phone causes problems on the phone line, the phone company can temporarily discontinue your service. If this happens, the phone company attempts to notify you in advance. If advance notice is not practical, the phone company notifies you as soon as possible and advises you of your right to file a complaint with the FCC.

Also, the phone company can make changes to its lines, equipment, operations, or procedures that could affect the operation of this surge protector. The telephone company notifies you of these changes in advance, so you can take the necessary steps to prevent interruption of your telephone service.

Surge Protection

Your surge protector has built-in protection circuits to reduce the risk of damage from surges in telephone line and power line current. These protection circuits meet or exceed the FCC requirements. However, lightning striking the surge protector or power lines can damage your surge protector.



Lightning damage is not common. Nevertheless, if you live in an area that has severe electrical storms, we suggest that you unplug your phone when storms approach to reduce the possibility of damage.

CARE

Keep the surge protector dry; if it gets wet, wipe it dry immediately. Use and store the surge protector only in normal temperature environments. Handle the surge protector carefully; do not drop it. Keep the surge protector away from dust and dirt, and wipe it with a cloth occasionally to keep it looking new.

RadioShack Corporation
Fort Worth, Texas 76102

If your surge protector is not performing as it should, take it to your local RadioShack store for assistance. To locate your nearest RadioShack, use the store locator feature on RadioShack's website (www.radioshack.com), or call 1-800-The Shack (843-7422) and follow the menu options. Modifying or tampering with the surge protector's internal components can cause a malfunction and might invalidate its warranty and void your FCC authorization to operate it.

 **NOTE** 

You must not connect your surge protector to:

- coin-operated systems
- most electronic key telephone systems
- party-line systems

SPECIFICATIONS

AC Circuit Protection:

UL Standard UL1449 2nd Edition
Operating Voltage 120V AC 50/69Hz
Max. Current Rating 10A
(Determined by Cord, Plug, and Connector Combination)
Initial Clamping Voltage 200V
UL 1449 Surge Protection Rating 330 V
Protection Modes L-N, L-G, N-G
Protection Stages Two stage
Energy Dissipation 570 Joules
Response Time < 1 Nanosecond
EMI/RFI Noise Filtration 50db
from 100Khz to 1Mhz
Max Peak Current (I_{20us}) 6500Amp
Catastrophic Surge Circuit Prevents damage
from continuous over-voltage, massive surges,
even lightning, by disconnecting equipment.

Telephone Circuit Protection:

UL Standard UL 497A
Connection RJ-11/45 Modular jacks
Clamping Level 240 volts
Capacitance < 50 Pf
Noise and Protection Mode
..... Circuit enclosed in a special metal can.
Pins Protected (Auto-Reset-PTC)

Specifications are typical; individual units might vary. Specifications are subject to change and improvement without notice.

LIMITED FIVE-YEAR WARRANTY AND CONNECTED EQUIPMENT GUARANTEE

LIMITED WARRANTY — This surge protector product is warranted by RadioShack to the original purchaser against manufacturing defects in material and workmanship under normal use for five (5) years from the date of purchase (the "Warranty Period") from RadioShack company owned stores and authorized RadioShack franchisees and dealers. In the event of a covered product defect during the Warranty Period, RadioShack will, at its option, unless otherwise provided by law: (a) correct the defect by surge protector repair without charge for parts and labor; (b) replace the surge protector with one of the same or similar design; or (c) refund the purchase price of the surge protector.

CONNECTED EQUIPMENT GUARANTEE — RadioShack warrants to the original purchaser of the surge protector that if any electronic equipment (the "Connected Equipment"), which is properly installed and connected (as defined below) to the surge protector and is damaged during the Warranty Period by a transient voltage surge/spike from the AC power line, telephone line or coaxial line that enters the Connected Equipment through the surge protector, RadioShack will reimburse to the original purchaser of the surge protector the lower of the: (a) Connected Equipment repair charges; (b) purchase price of equipment comparable (as determined by RadioShack) to the Connected Equipment; or (c) original purchase price of the Connected Equipment, up to a maximum of fifty thousand U.S. dollars (\$50,000.00) (the "Equipment Limit"). The Connected Equipment Guarantee does not cover data loss or any other damages excluded in the all capitalized paragraph below. In order to qualify for Connected Equipment reimbursement, the surge protector must be returned to RadioShack and inspection of the surge protector must show its protection capacity was exhausted by a surge. "Properly installed and connected" means the surge protector must be plugged directly into a properly wired and grounded AC outlet; no extension cords, adapters, other ground wires or electrical connections may be used to connect the surge protector to AC power and no more than one piece of Connected Equipment may be connected to any one surge protector outlet. The wiring in the building must comply with all applicable codes (NEC, CSA, etc.), and all wires (power, telephone and coaxial) leading into the Connected Equipment must pass through the surge protector. To claim damage to Connected Equipment as a result of telephone line transients, the surge protector must provide telephone line protection, and your telephone service equipment must include a properly installed and operating "primary protection" device at the service entrance. Primary protection devices are normally available from the telephone company and added during telephone line installation. To claim damage to Connected Equipment as a result of coaxial line transients, the surge protector must provide coaxial line protection.

This Limited Warranty and Connected Equipment Guarantee applies only to the original purchaser of the surge protector.

EXCEPT AS PROVIDED HEREIN, RADIOSHACK MAKES NO EXPRESS WARRANTIES AND ANY IMPLIED WARRANTIES, INCLUDING THOSE OF MERCHANTABILITY AND FITNESS FOR A PARTICULAR PURPOSE, ARE LIMITED IN DURATION TO THE DURATION OF THE WRITTEN LIMITED WARRANTIES CONTAINED HEREIN. EXCEPT AS PROVIDED HEREIN, RADIOSHACK SHALL HAVE NO LIABILITY OR RESPONSIBILITY TO CUSTOMER OR ANY OTHER PERSON OR ENTITY WITH RESPECT TO ANY LIABILITY, LOSS OR DAMAGE CAUSED DIRECTLY OR INDIRECTLY BY USE OR PERFORMANCE OF THE PRODUCT OR ARISING OUT OF ANY BREACH OF THIS LIMITED WARRANTY OR CONNECTED EQUIPMENT GUARANTEE, INCLUDING, BUT NOT LIMITED TO, ANY DAMAGES RESULTING FROM INCONVENIENCE, LOSS OF TIME, DATA, PROPERTY, REVENUE, OR PROFIT OR ANY INDIRECT, SPECIAL, INCIDENTAL, OR CONSEQUENTIAL DAMAGES, EVEN IF RADIOSHACK HAS BEEN ADVISED OF THE POSSIBILITY OF SUCH DAMAGES.

Some states do not allow limitations on how long an implied warranty lasts or the exclusion or limitation of incidental or consequential damages, so the above limitations or exclusions may not apply to you.

To make a claim for surge-induced damage to Connected Equipment, you must:

1. Call RadioShack at 1-800-408-9344 for a return authorization number during the Warranty Period. Under no circumstances will a claim for surge-induced damage to Connected Equipment be accepted without a return authorization number;
2. Have any surge-induced, damaged Connected Equipment repaired (or get an estimate for repair) by a service center authorized by the manufacturer of the Connected Equipment unless the service center determines that the Connected Equipment is not repairable or that the cost of repair will be more than the purchase price of comparable replacement equipment. If the Connected Equipment is not to be repaired, get a written quotation for the purchase price of comparable replacement equipment. In no event will RadioShack reimburse more than the Equipment Limit. The repair bill or estimate from the authorized service center must indicate that the damage to the Connected Equipment was surge-induced; and
3. Ship the original surge protector, postage prepaid, to RadioShack at the address provided to you when you initially called RadioShack for a return authorization number. Include: (a) your name, address and daytime telephone number; (b) the original, or a photocopy, of the sales receipt for the surge protector; (c) a brief description of any problem with the surge protector; (d) a brief description of how the damage to the Connected Equipment occurred; (e) the original authorized service center repair bill or estimate documenting that the damage to the Connected Equipment was surge-induced; and (f) if replacement equipment is to be purchased, the original or a photocopy of the quotation for comparable replacement equipment and the authorized service center repair estimate must contain a statement that the Connected Equipment is not repairable or that the cost of repair will be more than the purchase price of comparable replacement equipment.

If RadioShack determines that damage to Connected Equipment is covered, RadioShack will reimburse, up to the Equipment Limit amount defined above, to the original purchaser of the surge protector the lower of the: (a) repair charges; (b) purchase price of comparable replacement equipment; or (c) the original purchase price of the Connected Equipment. In addition, in the event of a covered product defect during the Warranty Period, RadioShack will, at its option, unless otherwise provided by law: (a) correct the defect by surge protector repair without charge for parts and labor; (b) replace the surge protector with one of the same or similar design; or (c) refund the purchase price of the surge protector.

To make a warranty claim for a defect in the surge protector without a claim for surge-induced damage to Connected Equipment, you must, during the Warranty Period, take the surge protector and the RadioShack sales receipt as proof of purchase date to any RadioShack store.

All replaced parts, products, and Connected Equipment and products and Connected Equipment on which a refund is made, become the property of RadioShack. New or reconditioned parts and products may be used in the performance of warranty service. Repaired or replaced parts in surge protectors and replacement surge protectors are warranted for the remainder of the Warranty Period. You will be charged for repair or replacement of the product made after the expiration of the Warranty Period.

This Limited Warranty and Connected Equipment Guarantee does not cover: (a) damage or failure caused by or attributable to acts of God, abuse, accident, misuse, improper or abnormal usage, failure to follow instructions, improper installation or maintenance, alteration, lightning; (b) any repairs other than: (i) surge protector repairs provided by a RadioShack Authorized Service Facility; and (ii) reimbursement of the cost of initial repairs to Connected Equipment performed by a service center authorized by the manufacturer of the Connected Equipment; (c) consumables such as fuses or batteries; (d) cosmetic damage; (e) transportation, shipping or insurance costs; or (f) costs of product or Connected Equipment removal, installation, set-up service adjustment or reinstallation.

This warranty gives you specific legal rights, and you may also have other rights which vary from state to state.

RadioShack Customer Relations, 200 Taylor Street, Sixth Floor, Fort Worth, Texas 76102

0402

Free Manuals Download Website

<http://myh66.com>

<http://usermanuals.us>

<http://www.somanuals.com>

<http://www.4manuals.cc>

<http://www.manual-lib.com>

<http://www.404manual.com>

<http://www.luxmanual.com>

<http://aubethermostatmanual.com>

Golf course search by state

<http://golfingnear.com>

Email search by domain

<http://emailbydomain.com>

Auto manuals search

<http://auto.somanuals.com>

TV manuals search

<http://tv.somanuals.com>