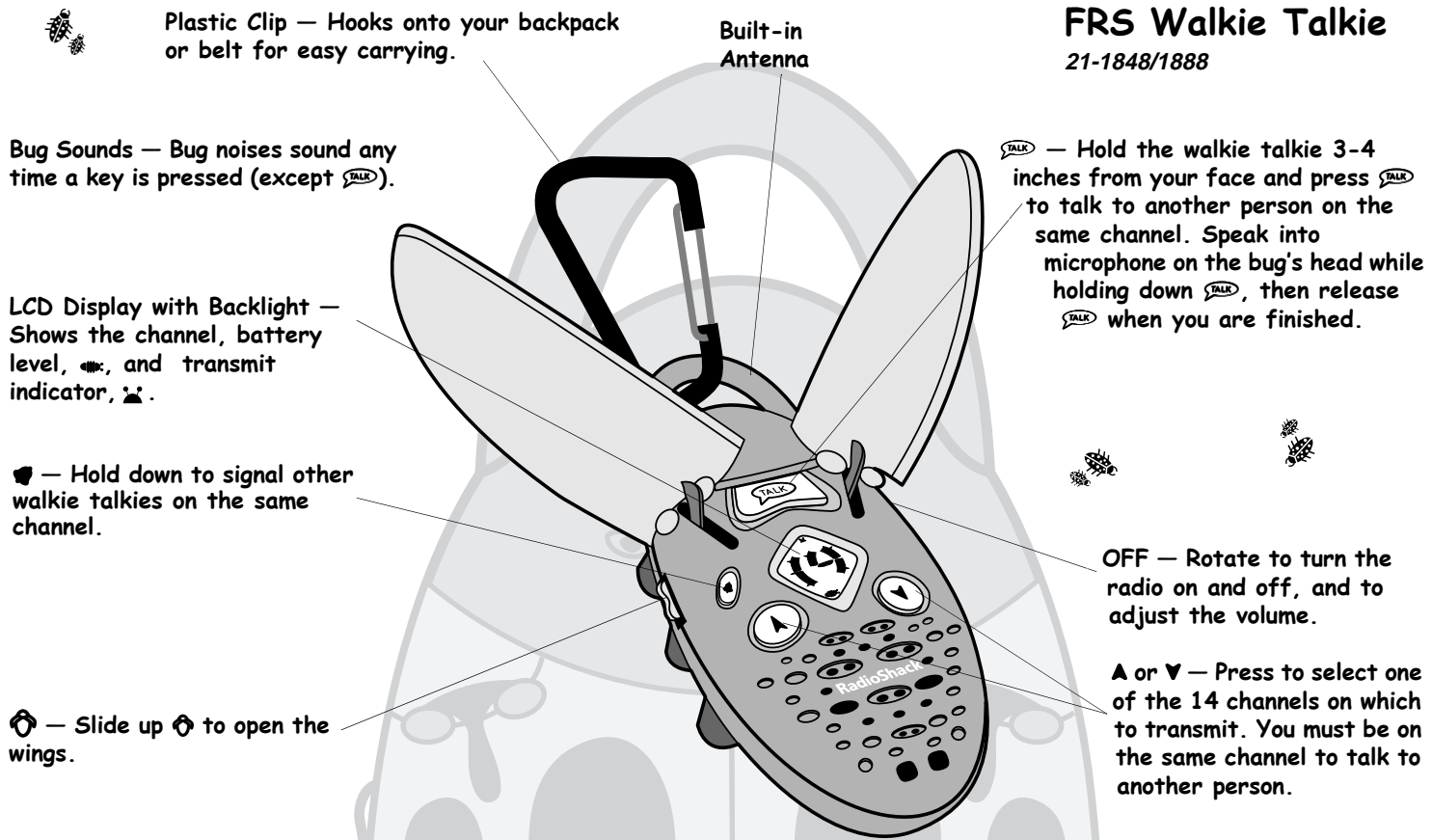


BUZZBUGGS

FRS Walkie Talkie
21-1848/1888



Plastic Clip — Hooks onto your backpack or belt for easy carrying.

Built-in Antenna

Bug Sounds — Bug noises sound any time a key is pressed (except **TALK**).

TALK — Hold the walkie talkie 3-4 inches from your face and press **TALK** to talk to another person on the same channel. Speak into microphone on the bug's head while holding down **TALK**, then release **TALK** when you are finished.

LCD Display with Backlight — Shows the channel, battery level, and transmit indicator, .

— Hold down to signal other walkie talkies on the same channel.

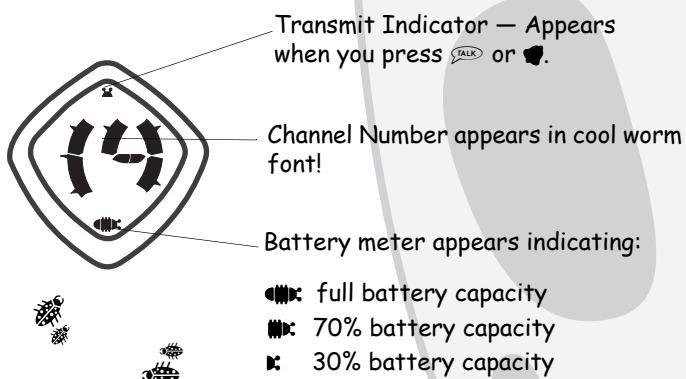
OFF — Rotate to turn the radio on and off, and to adjust the volume.

— Slide up to open the wings.

▲ or ▼ — Press to select one of the 14 channels on which to transmit. You must be on the same channel to talk to another person.

ABOUT THE DISPLAY

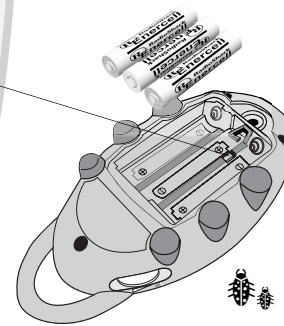
The display provides the following information as shown:



ABOUT THE BATTERIES

1. Use a Phillips screwdriver to remove the battery compartment cover from the bug's belly.
2. Insert batteries as shown.

Channel Lock — If you want to lock the selected channel, remove the **CHANNEL LOCK** jumper from inside the battery compartment to prevent accidental channel changes.



3. Replace the cover and secure it with the screw.

If you do not press a button or no signal is received within about 10 seconds, an energy saving system activates to reduce power consumption and lengthen standby time.

Thank you for purchasing the RadioShack BuzzBuggs FRS Radio with 14 Channels. Family Radio Service (FRS) is a license-free, two-way, short-range voice radio service that lets you communicate on channels. The walkie talkie has 14 channels and auto-squelch. It provides clear communication for over half a mile, and its lightweight, handheld design and the attached plastic clip let you conveniently carry it almost anywhere. It is appropriate for ages 8 and up.

BATTERY INFORMATION

- Dispose of old batteries promptly and properly. Do not burn or bury them.
- Use only fresh batteries of the required size and recommended type.
- Do not mix old and new batteries, different types of batteries (standard, alkaline or rechargeable), or rechargeable batteries of different capacities.
- If you do not plan to use the walkie talkie for a month or longer, remove the batteries. Batteries can leak chemicals that can destroy electronic parts.

CARE

Keep the walkie talkie dry; if it gets wet, wipe it dry immediately. Use and store the walkie talkie only in normal temperature environments (not extreme hot or cold temperatures). Handle the walkie talkie carefully. Wipe it with a damp cloth occasionally to keep it looking new. If your walkie talkie is not performing as it should, take it to your local RadioShack store for assistance.

SAFETY INFORMATION


Do not open your walkie talkie to make internal adjustments. It is set up to transmit a regulated signal on one of 14 assigned frequencies. It is illegal to alter or adjust the settings inside the walkie talkie to exceed those limitations. Any adjustments to your walkie talkie must be made by a qualified technician using the proper test equipment. To be safe:

- Never open your walkie talkie's case.
- Never change or replace anything in your walkie talkie except the batteries.

SPECIFICATIONS

Frequency Range	462.5625MHz to 467.7125MHz
Number of Channels	14
RF Output Power	200mW ERP
Power Supply	4.5VDC (Three AAA Alkaline Batteries)
Operating Temperature	-4°F to 122°F (-20°C to 50°C)
Dimension (HWD)	4 ¹⁵ / ₁₆ × 2 ⁵ / ₆ × 1 ¹ / ₃ inches (126 × 58 × 34 mm)
Weight	3.2 oz (90 g)

Specifications are typical; individual units might vary. Specifications are subject to change and improvement without notice.

Your walkie talkie contains a low power transmitter. When  is pressed, radio frequency (RF) signals are emitted. The device is authorized to operate at a duty factor not to exceed 50%. In August 1996, the Federal Communications Commissions (FCC) adopted RF exposure guidelines with safety levels for handheld wireless devices. To maintain compliance with the FCC's RF exposure guidelines hold the transmitter and antenna at least 1 inch (2.5 cm) from your face and speak in a normal voice, with the antenna pointed up and away from your face. Unauthorized antennas, modifications, or attachments could damage the transmitter and may violate FCC regulations.

FCC INFORMATION

This device complies with Part 15 of the *FCC Rules*. Operation is subject to the following two conditions: (1) this device may not cause harmful interference, and (2) this device must accept any interference received, including interference that may cause undesired operation.

This equipment has been tested and found to comply with the limits for a Class B digital device, pursuant to Part 15 of the *FCC Rules*. These limits are designed to provide reasonable protection against harmful interference in a residential installation. This equipment generates, uses, and can radiate radio frequency energy and, if not installed and used in accordance with the instructions, may cause harmful interference to walkie talkie communications.

However, there is no guarantee that interference will not occur in a particular installation. If this equipment does cause harmful interference to walkie talkie or television reception, which can be determined by turning the equipment off and on, the user is encouraged to try to correct the interference by one or more of the following measures:

- Reorient or relocate the receiving antenna.
- Increase the separation between the equipment and receiver.
- Connect the equipment into an outlet on a circuit different from that to which the receiver is connected.
- Consult your local RadioShack store or an experienced radio/TV technician for help.
- If you cannot eliminate the interference, the FCC requires that you stop using your walkie talkie.

Changes or modifications not expressly approved by RadioShack may cause interference and void the user's authority to operate the equipment.!

Limited Ninety-Day Warranty

This product is warranted by RadioShack against manufacturing defects in material and workmanship under normal use for ninety (90) days from the date of purchase from RadioShack company-owned stores and authorized RadioShack franchisees and dealers. EXCEPT AS PROVIDED HEREIN, RadioShack MAKES NO EXPRESS WARRANTIES AND ANY IMPLIED WARRANTIES, INCLUDING THOSE OF MERCHANTABILITY AND FITNESS FOR A PARTICULAR PURPOSE, ARE LIMITED IN DURATION TO THE DURATION OF THE WRITTEN LIMITED WARRANTIES CONTAINED HEREIN. EXCEPT AS PROVIDED HEREIN, RadioShack SHALL HAVE NO LIABILITY OR RESPONSIBILITY TO CUSTOMER OR ANY OTHER PERSON OR ENTITY WITH RESPECT TO ANY LIABILITY, LOSS OR DAMAGE CAUSED DIRECTLY OR INDIRECTLY BY USE OR PERFORMANCE OF THE PRODUCT OR ARISING OUT OF ANY BREACH OF THIS WARRANTY, INCLUDING, BUT NOT LIMITED TO, ANY DAMAGES RESULTING FROM INCONVENIENCE, LOSS OF TIME, DATA, PROPERTY, REVENUE, OR PROFIT OR ANY INDIRECT, SPECIAL, INCIDENTAL, OR CONSEQUENTIAL DAMAGES, EVEN IF RadioShack HAS BEEN ADVISED OF THE POSSIBILITY OF SUCH DAMAGES.

Some states do not allow limitations on how long an implied warranty lasts or the exclusion or limitation of incidental or consequential damages, so the above limitations or exclusions may not apply to you.

In the event of a product defect during the warranty period, take the product and the RadioShack sales receipt as proof of purchase date to any RadioShack store. RadioShack will, at its option, unless otherwise provided by law: (a) correct the defect by product repair without charge for parts and labor; (b) replace the product with one of the same or similar design; or (c) refund the purchase price. All replaced parts and products, and products on which a refund is made, become the property of RadioShack. New or reconditioned parts and products may be used in the performance of warranty service. Repaired or replaced parts and products are warranted for the remainder of the original warranty period. You will be charged for repair or replacement of the product made after the expiration of the warranty period.

This warranty does not cover: (a) damage or failure caused by or attributable to acts of God, abuse, accident, misuse, improper or abnormal usage, failure to follow instructions, improper installation or maintenance, alteration, lightning or other incidence of excess voltage or current; (b) any repairs other than those provided by a RadioShack Authorized Service Facility; (c) consumables such as fuses or batteries; (d) cosmetic damage; (e) transportation, shipping or insurance costs; or (f) costs of product removal, installation, set-up service adjustment or reinstallation.

This warranty gives you specific legal rights, and you may also have other rights which vary from state to state.

RadioShack Customer Relations, 200 Taylor Street, 6th Floor, Fort Worth, TX 76102

12/99

Free Manuals Download Website

<http://myh66.com>

<http://usermanuals.us>

<http://www.somanuals.com>

<http://www.4manuals.cc>

<http://www.manual-lib.com>

<http://www.404manual.com>

<http://www.luxmanual.com>

<http://aubethermostatmanual.com>

Golf course search by state

<http://golfingnear.com>

Email search by domain

<http://emailbydomain.com>

Auto manuals search

<http://auto.somanuals.com>

TV manuals search

<http://tv.somanuals.com>