

# Hydra Quick Reference Guide

## 1. Welcome!

Thank you for using Entone's Hydra Multi-Television Video Gateway. This quick reference gives quick instruction for setting up and using Hydra. For detailed setup and usage instruction, please refer to the *Hydra User's Guide* and the *URC Plus User's Guide* in <http://www.entone.com>.

## 2. Before You Begin

Check that the video output connector of the Hydra is properly connected to the input connector of the TV(s).

In your TV, select the input source that the Hydra is used.

"MATV OUTPUT" by default uses CATV channel ID 10, 12 and 23 for decoder 1, 2 and 3 respectively. "TV OUT" for decoder 1 by default uses CATV channel ID 10.

Check that you have connected Hydra to the network either using ETHERNET or ADSL. For details of connecting Hydra to the network, please refer to your service provider.

Software upgrade is required when you power up Hydra for the first time. Software upgrade may take 5 minutes. Do not power off during software upgrade.

## 3. Install Remote Control Batteries

Install the two AA batteries (provided) into the remote control.



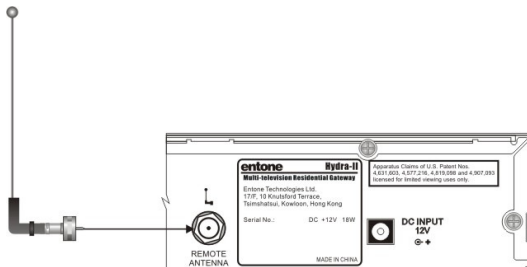
Important!! Use only new AA Alkaline batteries to insure consistent operation.

## 4. Understanding the Remote Control

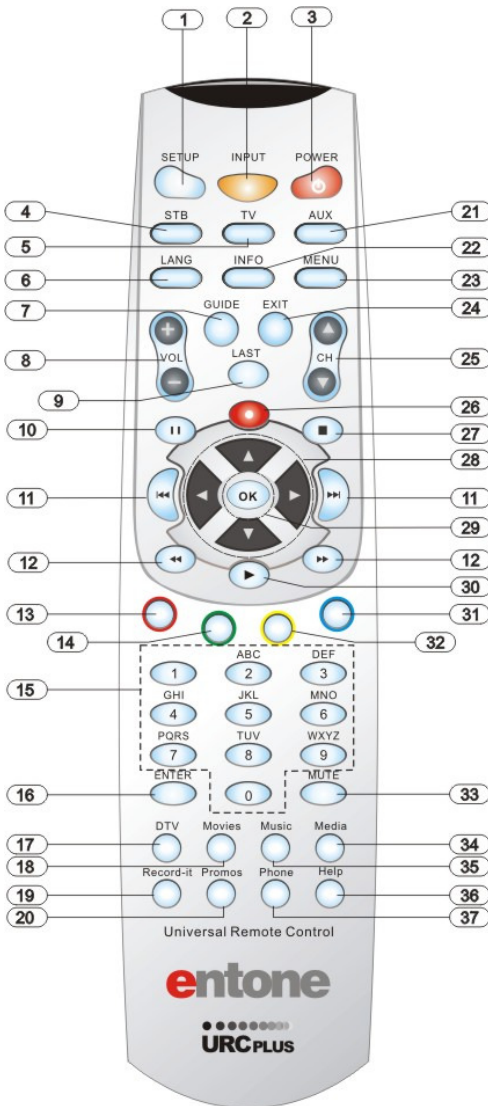
This 3 mode Universal Remote Control can be programmed to control your Hydra and up to two other devices. The remotes can be set up by following these simple instructions.

## 5. Connect Antenna

Connect the small antenna (provided) to the "Remote Antenna" connector on the back panel of the Hydra.



## 6. Using the Remote Control



The diagram and list provide a brief description of your remote control features. Entone provides this as a general guide to remote control usage. Functions may vary between different service providers.


Please refer to your service provider's manual for specific information on remote usage and features.

1. **SETUP** Special Key reserved for remote programming functions.
2. **INPUT** Changes the current A/V input of the selected device.
3. **POWER** Switches the power on/off for the currently selected device.
4. **STB** Puts remote control in STB mode.
5. **TV** Selects to control TV.
6. **LANG** Reserved for future use.
7. **GUIDE** Displays electronic program guide.
8. **VOL+/-** Raises or lowers volume of the currently selected device.
9. **LAST** Changes channel to the most recently viewed channel.
10. **PAUSE** Pause button for VOD.
11. **CHAPTER** Goes to previous or next chapter for VOD.
12. **FAST REV/FWD** Starts fast reverse or fast forward for VOD.
13. **RED** Reserved for future use.
14. **GREEN** Reserved for future use.
15. **NUMBER KEYS** Allows direct access to specific channels and menu items.
16. **ENTER** Reserved for future use.
17. **DTV** Returns to live programming.
18. **Movies** Display the VOD menu.
19. **Record-it** Reserved for future use.
20. **Promos** Displays the promotion menu.
21. **AUX** Selects to control AUX device.
22. **INFO** Displays on-screen information about the current television program.
23. **MENU** Displays the on-screen menu.
24. **EXIT** Exits the current menu item.
25. **CH UP/DOWN** Changes channel up or down.
26. **RECORD** Reserved for future use.
27. **STOP** Stop button for VOD.
28. **ARROW KEYS** Navigates right, left, up, down in the on-screen guide.
29. **OK** Executes the currently selected menu option.
30. **PLAY** Play button for VOD.
31. **BLUE** Reserved or future use.
32. **YELLOW** Reserved for future use.
33. **MUTE** Turns the volume of the currently selected device off.
34. **Media** Displays the web menu.
35. **Music** Displays available music channels.
36. **Help** Displays the help menu.
37. **Phone** Displays the Caller ID menu.

## 7. Programming Remotes For Use With Hydra

First, you must program your remotes for use with your Hydra. The Hydra comes with 3 URC remotes. Each remote can be programmed for use with a different TV/Room. (Refer to the *Hydra User's Guide* for more information on in-home configurations.)

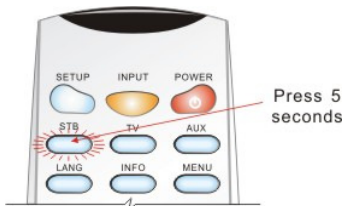
- ① Press and hold the "OK" button on the Hydra front panel for about 5 seconds. When the "OK" button is released, the Hydra front panel Standby/On LED blinks twice (alternates red and green), then stays lit red to indicate that the Hydra is now in remote registration mode.



- ② Identify the remote control, which is labeled with a number 1, 2, or 3 on the battery cover plate on the bottom of the remote, as shown below:



- ③ Press and hold the "STB" button on the remote control for about 4 to 5 seconds. The "STB" button backlight LED will light to indicate that the remote control is in registration mode.



- ④ Use the number keys to send the registration event:
  - Press "1" to send the "Register remote control to Decoder 1" event for Remote #1.
  - Press "2" to send the "Register remote control to Decoder 2" event for Remote #2.
  - Press "3" to send the "Register remote control to Decoder 3" event for Remote #3.
  - Press "0" to set remote control to IR mode only. The remote control will not send any RF signal.

- ⑤ If you press a key other than "0", "1", "2" or "3", or if you do not press a button within about 10 seconds, the STB button backlight LED will turn off, and the remote control registration process terminates.

After you enter a registration event, the "STB" button backlight LED on the remote control and the Hydra front panel LED will blink twice to indicate that the registration process was successful.

- ⑥ Repeat the steps above for each remote control. You can register at most 3 remote controls for each decoder. Each remote control can only be registered for one decoder.

## 8. Manually Program Additional Devices

Perform the following steps to program the TV and AUX device:

- ① Locate the device code for your desired device in the device code table provided in the Appendix. If you could not find the device code for your device or it does not work after trying the listed device codes for your device brand, then you can go to the next section to try the auto-search procedures.
- ② Turn on your device and with media inserted (if applicable).
- ③ On the remote control, press a device mode key once (i.e., "TV" or "AUX"). **NOTE:** Use the "AUX" mode key to program control of VCR, DVD player, cable box, satellite set-top-box and audio device.
- ④ Press and hold the "SETUP" key until the selected mode key backlight blinks twice, then release "SETUP". The device mode key will light up.
- ⑤ Enter the four-digit device code for you device. If you perform this procedure correctly, the selected device mode key backlight will blink twice. **NOTE:** If you enter an invalid device code, the selected device mode key will fast blink 7 times. Device program mode will be terminated.
- ⑥ Aim the remote control at your device and press the "POWER" once. The device should be turned off. If it does not respond, repeat the above steps.

## 9. Auto-Scan (Program Additional Devices)

If your device does not respond to the remote control after trying all devices codes listed for you brand, or if your brand is not listed at all, try searching for your device code as follows:

- ① Power on the device and on the remote control, press the desired device key once. Then press and hold "SETUP" until the device key blinks twice, then release "SETUP".
- ② Press the "POWER" key once and aim your new remote at the device.
- ③ Press either the "CHANNEL UP" key or "CHANNEL DOWN" key to do device auto-scan.
- ④ In this search mode, the remote control will send IR codes from the library in 5-second intervals. The device key will be on and blink every 5 seconds while in the device scan mode.
- ⑤ If the device turns off, a working code has been found. Press "OK" once to lock in the code. The selected mode key will blink twice.
- ⑥ If all code sets of that device are exhausted in the search and the "OK" is not pressed, the selected device key will fast blink 7 times and the search mode will be terminated.

**NOTE:** Auto-Scan does not scan device codes from 4056 to 4071. For decode codes from 4056 to 4071, you have to enter the device code manually.

## 10. Hydra On-Screen User Menu

The Hydra User Menu is an on-screen setup menu to set up your Hydra features. You need to connect the TV properly before using the User Menu.

The User Menu currently provides setup of CATV channel ID for the 3 decoders. Please note that you need to reboot Hydra for the new channel ID change to take effect.

To enter the User Menu:

- ① Use the corresponding remote control of the decoder.
- ② Press "INPUT" and then "MENU" in sequence within 1 second.

## 11. Captioning

Captioning is controlled by your TV. Please refer to your TV User's Guide for details on how to control your TV captioning.

## Appendix - Device Codes

Your Universal Remote Control (URC) can control many brands and models of television, VCR, DVD and other types of audio-visual equipment. The following pages list device codes for many categories and brands of equipment. Many brands list more than one code, and you may need to test several codes to find the best match for your equipment. Your equipment may be supported even if your brand is not shown in the list below. If you cannot locate your brand, or none of the listed device codes works, then you may still use the auto-scan feature to try to locate a suitable device code. Instructions for using the auto-scan feature are located on page 5 of this guide.

### DVD – DVD Player

Aiwa .....	2026 2131
Apex .....	2001 2056 2057 2095 2098
Audiovox .....	2132
Blaupunkt .....	2136
BOSE .....	2122 2130
Broksonic .....	2053 2072
Clarion .....	2100
Classic .....	2101
Daewoo .....	2058 2062 2137 2138
Denon .....	2040 2110 2133
Emerson .....	2059 2073
Fisher .....	2112 2134
GE .....	2041 2079 2118
Go Video .....	2046 2127 2129
GPX .....	2114
Harman Kardon .....	2125
Hitachi .....	2000 2027 2126
Irradio .....	2017
JVC .....	2047 2090 2096 2097 2115
Kenwood .....	2019 2039
Konka .....	2029
Lasonic .....	2081
Magnavox .....	2002 2018
Marantz .....	2034
Memorex .....	2003
Mintek .....	2004
Mitsubishi .....	2021 2030 2123
NAD .....	2059 2139
Nakamichi .....	2116
Nexxtech .....	2140
Norcent .....	2005 2117
Onkyo .....	2006
Oritron .....	2009
Panasonic .....	2066 2075 2076
Philips .....	2018 2032 2045 2051 2091 2109
Pioneer .....	2008
Polaroid .....	2007
Proscan .....	2010 2033 2118
Qwestar .....	2009

RCA .....	2010 2048 2063 2077 2099 2107 2118
Sampo .....	2119
Samsung .....	2012 2049 2074 2085 2102
Sansui .....	2071
Sanyo .....	2050 2120
Sharp .....	2013 2015 2044 2086
Sherwood .....	2121
Sony .....	2014 2020 2022 2065 2067 2068 2069 2070 2087 2103 2108 2113
Sylvania .....	2064 2078 2092
Techwood .....	2141
Toshiba .....	2023 2025 2037 2038 2054 2080 2084 2088 2093 2094
Yamaha .....	2028
Zenith .....	2052 2128

### DVD - VCR Combo

Broksonic .....	2072
Daewoo .....	2062
Emerson .....	2073
Go Video .....	2046 2127 2129
Hitachi .....	2126
JVC .....	2047 2097
Panasonic .....	2066
Philips .....	2051
Polaroid .....	2007
RCA .....	2048
Samsung .....	2049 2074 2085
Sanyo .....	2050
Sony .....	2065 2067
Toshiba .....	2080 2084
Zenith .....	2052 2128

### DVD - Home Theater

BOSE .....	2130
JBL .....	2043
Koss .....	2060
Onkyo .....	2024
Philips .....	2036
Pioneer .....	2016
RCA .....	2042

Sony.....	2108 2113
Venturer.....	2011

**DVD - Network DVD**

Go Video.....	2124
---------------	------

**DVD - Portable DVD**

CyberHome.....	2083
RCA.....	2055
Toshiba.....	2135

**DVD - TV/DVD Combo**

Apex.....	2095
Broksonic.....	2053
RCA.....	2063 2099
Sansui.....	2071
Sylvania.....	2092
Toshiba.....	2054

**DVD - TV/DVD/VCR Combo**

Panasonic.....	2075 2076
RCA.....	2077
Sharp.....	2086
Sylvania.....	2064 2078
Toshiba.....	2093 2094

**TV - Digital TV**

Zenith.....	0020
-------------	------

**TV - HDTV**

Apex.....	0088
Daewoo.....	0135
Hitachi.....	0134
Philips.....	0037
RCA.....	0143
Sony.....	0137

**TV - HDTV Projection TV**

Sony.....	0037
-----------	------

**TV - LCD TV**

Benq.....	0136
ESA.....	0046
NET-TV.....	0040
Sharp.....	0138
Sylvania.....	0046

**TV - Plasma TV**

Viewsonic.....	0149
Gateway.....	0038

**TV - Plasma TV Monitor**

Acer.....	0041
Fujitsu.....	0029

Pioneer.....	0035
--------------	------

**TV - Projection TV**

Hitachi.....	0132
JVC.....	0130 0131
Panasonic.....	0010
Sony.....	0128
Toshiba.....	0127

**TV - TV**

Abex.....	0098
Admiral.....	0001 0099
Adventura.....	0100
Aiko.....	0015
Aiwa.....	0034
Akal.....	0002
Alleron.....	0044
Amtron.....	0036
Anam National.....	0003 0036
AOC.....	0004 0005
Apex.....	0074 0111 0119
Audiovox.....	0036
Bell & Howell.....	0001 0045
Benq.....	0042
Bradford.....	0036
Broksonic.....	0114 0121
Candle.....	0004 0007 0100
Celebrity.....	0002
Citizen.....	0004 0007
0015 0036 0073 0097	
Colortyme.....	0004
Concerto.....	0004
Contec/Cony.....	0011 0012 0036
Craig.....	0036
Crown.....	0036 0053
Curtis Mathes.....	0000 0004
0014 0045 0073 0097	
CXC.....	0036
Daewoo.....	0004 0005 0013
0015 0016 0097 0106	
Daytron.....	0004 0097
Dell.....	0141 0142 0146
Dimensia.....	0000
Electroband.....	0002
Electrohome.....	0002 0003 0004
0018 0021	
Emerson.....	0004 0011 0013
0025 0031 0033 0036 0044 0045 0080	
0097 0102 0107	
Envision.....	0004
Fisher.....	0043 0045 0047 0103
Fujitsu.....	0044
Funai.....	0036 0044
Futuretech.....	0036
GE.....	0000 0003 0004 0008 0021
0048 0049 0063 0068 0070 0144	



Goldstar .....	0004 0005 0011	Philco .....	0003 0004 0005 0007
0018 0050 0090 0091 0097 0098		0011 0018 0053 0056 0057 0059	
Grunpy .....	0036 0044	Philips.....	0003 0007 0011 0017
Hallmark .....	0004	0018 0053 0056 0057 0059 0063 0095	
Harvard .....	0036	0126 0129 0148	
Hisense .....	0112	Philips Magnavox .....	0148
Hitachi.....	0004 0011 0012 0030	Pilot.....	0097
0051 0084 0085 0086 0102 0133		Pioneer.....	0004 0085 0102
IMA .....	0036	Portland.....	0004 0005 0015 0097
Infinity.....	0053	Price Club.....	0073
Janeil.....	0100	Prima.....	0113
JBL.....	0053	Prism.....	0049
JC Penney.....	0000 0004 0005	Proscan.....	0000 0008 0068
0007 0012 0021 0048 0049 0058 0063		Proton.....	0004 0011
0068 0072 0073 0075 0097 0098		Quasar.....	0003 0039
JCB .....	0002	0049 0062 0069	
Jensen .....	0004	Radio Shack.....	0000 0045
JVC .....	0011 0012 0026	Radio Shack/Realistic.....	0004
0049 0054 0055 0080 0117		0011 0036 0045 0064 0097 0098	
Kawasho .....	0002 0004	RCA.....	0000 0003 0004 0005
Kenwood.....	0004 0018	0008 0018 0028 0052 0065 0067 0068	
Kloss Novabeam .....	0036 0056	0071 0076 0082 0102 0104 0106 0108	
0057 0100		0115 0151	
KTV.....	0036 0097	Realistic.....	0000 0045
LG.....	0005	Sampo.....	0004 0097 0098 0120
Loewe .....	0053	Samsung.....	0004 0005 0011
Logik .....	0001	0014 0018 0019 0072 0073 0078 0094	
Luxman .....	0004	0097 0098	
LXI .....	0000 0004 0045 0053	Sansui.....	0023 0107 0122
0058 0068 0075		Sanyo.....	0045 0103
Magnavox.....	0004 0007 0018	Scotch.....	0004
0053 0056 0057 0059 0060 0110 0147		Scott.....	0004 0011 0033
Majestic.....	0001	0036 0044	
Marantz.....	0004 0051 0053	Sears.....	0000 0004 0012 0018
Megatron.....	0004 0051	0044 0045 0047 0055 0058 0068 0075	
Memorex.....	0001 0004 0005	0103 0105	
0022 0045		Sharp.....	0004 0009 0011 0025
MGA.....	0004 0005 0018 0021	0064 0077 0092 0097 0099 0153	
0047 0061		Signature.....	0001
Midland .....	0049 0068 0097 0098	Simpson.....	0007
Minutz .....	0048	Sony.....	0002 0109
Mitsubishi.....	0004 0005 0018	Soundesign.....	0004 0007
0021 0032 0047 0061		0036 0044	
Montgomery Ward.....	0001	Squareview.....	0105
Motorola.....	0003 0099	SSS.....	0036
MTC .....	0004 0005 0073	Starlite.....	0036
Multitech.....	0036	Supre-Macy.....	0100
NAD .....	0004 0058 0075 0085	Supreme.....	0002
NEC .....	0003 0004 0005	Sylvania.....	0004 0007 0018
Nikko.....	0004 0015	0027 0053 0056 0057 0059 0060 0124	
NTC.....	0015	0145 0150	
Onwa.....	0036	Symphonic.....	0024 0031 0036
Optimus.....	0085	0105	
Optonica.....	0064 0099	Tandy.....	0099
Orion.....	0023 0033 0107	Tatung.....	0003
Panasonic.....	0003 0049 0053	Technics.....	0049
0096 0123 0140 0152		Techwood.....	0004 0049

Teknika .....	0001 0004 0005
0007 0011 0012 0015 0036 0044 0060	
0073 0096 0097	
TMK .....	0004
Toshiba .....	0006 0045 0058
0073 0075 0079 0083 0087 0093 0101	
0116	
Totevision .....	0097
Universal .....	0048 0063
Victor .....	0055
Vidtech .....	0004 0005
Viking .....	0100
Wards .....	0000 0001 0004 0005
0018 0031 0044 0048 0053 0056 0057	
0059 0060 0063 0064	
White Westinghouse .....	0013
Yamaha .....	0004 0005 0018
Zenith .....	0001 0081 0089
0118 0125	

**TV - TV/DVD Combo**

Apex .....	0074
Broksonic .....	0114
RCA .....	0076 0115
Sansui .....	0122
Sylvania .....	0150
Toshiba .....	0116

**TV - TV/DVD/VCR Combo**

Panasonic .....	0123 0152
RCA .....	0151
Sharp .....	0153
Sylvania .....	0027 0124
Toshiba .....	0087 0101

**TV - TV/VCR Combo**

Broksonic .....	0121
GE .....	0070
Quasar .....	0062 0069
RCA .....	0028 0052
Samsung .....	0078
Sylvania .....	0145
Toshiba .....	0006
Zenith .....	0118

**VCR - CD**

Denon .....	1104
JVC .....	1099
Onkyo .....	1100
Pioneer .....	1101
RCA .....	1102 1106
Sony .....	1105
Yamaha .....	1103

**VCR – Digital Network Recorder**

Sony .....	1001
------------	------

**VCR – DVD/VCR Combo**

Broksonic .....	1078
Daewoo .....	1085
Emerson .....	1076
Go Video .....	1043 1045 1092
Hitachi .....	1038
JVC .....	1030 1093
Panasonic .....	1082
Philips .....	1091
Polaroid .....	1041
RCA .....	1094
Samsung .....	1054 1075 1095
Sanyo .....	1096
Sony .....	1051 1074
Toshiba .....	1052 1053
Zenith .....	1029 1089

**VCR – DVR**

DIRECTV .....	1000
Panasonic .....	1004
Philips .....	1002
RCA .....	1000
RePlay .....	1003
Tivo .....	1000

**VCR – PVR**

Tivo .....	1087
------------	------

**VCR – TV/DVD/VCR Combo**

Panasonic .....	1072 1073
RCA .....	1046
Sharp .....	1055
Sylvania .....	1050 1071
Toshiba .....	1056 1059

**VCR – TV/VCR Combo**

Broksonic .....	1098
GE .....	1069
Quasar .....	1067 1068
RCA .....	1065 1066
Samsung .....	1070
Sylvania .....	1064
Toshiba .....	1063
Zenith .....	1060

**VCR - VCR**

Admiral .....	1027
Adventura .....	1047
Aiko .....	1048
Aiwa .....	1047
Akai .....	1081 1084

American High.....	1042	Logik.....	1061
Asha.....	1035	LXI.....	1036
Audio Dynamics.....	1031 1032	Magnavox.....	1042 1062 1077
Audiovox.....	1036	Magnin.....	1036
Beaumarck.....	1034 1035	Marantz.....	1031 1032 1033
Bell & Howell.....	1033	1040 1042 1062	
Broksonic.....	1034 1078 1098	Marta.....	1036
Calix.....	1036	Matsushita.....	1042
Candle.....	1035 1036 1037	MEI.....	1042
1039 1040		Memorex.....	1027 1033 1035
Canon.....	1042	1036 1042 1044 1047 1077	
Carver.....	1062	MGA.....	1049
CCE.....	1048 1061	MGN Technology.....	1035
Citizen.....	1035 1036 1037 1039	Midland.....	1057
1040 1048		Minolta.....	1058
Colortyme.....	1031	Mitsubishi.....	1049 1058
Colt.....	1061	Montgomery Ward.....	1027
Craig.....	1035 1036 1044 1061	Motorola.....	1027 1042
Curtis Mathes.....	1026 1031	MTC.....	1035
1035 1040 1042		Multitech.....	1035 1047 1057 1061
Cybernex.....	1035	NEC.....	1031 1032 1033 1040 1081
Daewoo.....	1037 1039	Nikko.....	1036
1047 1048 1085		Noblex.....	1035
DBX.....	1031 1032	Olympus.....	1042
Dimensia.....	1026	Optimus.....	1027 1036
Dynatech.....	1047	Panasonic.....	1042 1072 1073
Electrohome.....	1036 1049	1079 1080 1082 1083	
Electrophonic.....	1036	Pentax.....	1058
Emerson.....	1034 1036 1037	Pentex Research.....	1040
1042 1047 1049 1076 1097		Philco.....	1042 1062
Fisher.....	1033 1044	Philips.....	1042 1062 1091
Fuji.....	1042 1084	Pilot.....	1036
Funai.....	1028 1047	Pioneer.....	1032 1058
Garrard.....	1047	Polaroid.....	1041
GE.....	1026 1035 1042 1069	Portland.....	1039
Go Video.....	1043 1045 1088 1092	Proscan.....	1026
Goldstar.....	1031 1036 1040	Protec.....	1061
Gradiente.....	1047	Pulsar.....	1077
Harley Davidson.....	1047	Quarter.....	1033
Harman Kardon.....	1031	Quartz.....	1033
Harwood.....	1061	Quasar.....	1042 1067 1068
Headquarter.....	1033	Radio Shack.....	1027 1036
Hi-Q.....	1044	Radio Shack/Realistic.....	1033
Hitachi.....	1038 1058 1081	1035 1036 1042 1044 1047 1049	
Instant Replay.....	1042	Radix.....	1036
JC Penney.....	1031 1032 1033	Randex.....	1036
1034 1035 1036 1042 1058 1061 1062		RCA.....	1026 1035 1042
JCL.....	1042	1046 1058 1065 1066 1086 1094	
Jensen.....	1058 1081	Realistic.....	1027 1033 1035
JVC.....	1030 1031 1032	1036 1037 1042 1044 1047 1049	
1033 1040 1081 1093		Ricoh.....	1090
Kenwood.....	1031 1032	Runco.....	1077
1033 1040 1081		Samsung.....	1035 1037 1054
KLH.....	1061	1057 1070 1075 1095	
Kodak.....	1036 1042	Sanky.....	1027 1077
LG.....	1036	Sansui.....	1032 1081
Lloyd's.....	1047	Sanyo.....	1033 1035 1044 1096

Scott.....	1034	1037
Sears.....	1033	1036 1042
1044	1058	
Sharp.....	1027	1039 1049 1055
Shintom.....	1061	1084
Shogun.....		1035
Signature.....		1027
Singer.....	1042	1061 1090
Sony.....	1051	1074 1084
STS.....		1042
Sylvania.....	1042	1047 1050
1062	1064	1071
Symphonic.....	1028	1047
Tandy.....		1033
Tashiko.....		1036
Tatung.....		1081
Teac.....	1047	1081
Technics.....	1042	1079
Teknika.....	1036	1042 1047
TMK.....		1035
Toshiba.....	1037	1052 1053 1056
1058	1059	1063
Totevision.....	1035	1036
Unitech.....		1035
Vector Research.....		1031
1032	1037	
Victor.....		1032
Video Concepts.....		1031
1032	1037	
Videosonic.....		1035
Wards.....	1027	1035
1036	1037	1042 1044 1047 1049 1058
1061		
White Westinghouse.....		1028
XR-1000.....	1042	1047 1061
Yamaha.....	1031	1032
1033	1040	1081
Zenith.....	1029	1060 1077 1084
1089	1090	

**Cable Box**

ABC.....	3000	3001
3002	3004	3046
Adelphia.....		3049
Antronix.....	3006	3007
Archer.....	3007	3008
Cable Vision.....		3050
Cabletenna.....		3006
Cableview.....		3005
Colour Voice.....	3010	3011
Comcast.....	3051	3052
Comtronics.....		3012
Contec.....		3014
COX.....		3053
Eastern.....		3015
GC Electronics.....		3007

GE.....	3000	3001
Gemini.....		3016 3017
General Instrument.....		3051
General Instruments.....	3001	3048
Hamlin.....	3018	3019 3020 3026
3033	3039	3047
Hitachi.....		3001
Jerrold.....	3001	3016 3021 3022
3046	3048	
Magnavox.....		3023
Memorex.....		3024
Motorola.....	3052	3053 3054
Movie Time.....		3025
NEC.....		3003
NSC.....		3025
Oak.....		3014 3027
Panasonic.....		3042 3045
Philips.....	3009	3010 3011 3013
3017	3023	3028 3029 3030
Pioneer.....		3031 3032
Proscan.....		3000 3001
RCA.....		3005 3041
3043	3045	3048
Realistic.....		3007
Regal.....	3020	3033 3047
Regency.....		3015
Rembrandt.....		3001
Samsung.....		3032
Scientific Atlanta.....	3004	3034
3035	3036	3049
Signal.....		3016
Signature.....		3001
Sony.....		3050
Sprucer.....		3045
Standard Component.....		3037
3038		
Starcom.....		3016 3046
Stargate.....		3016
Starquest.....		3016
TIME WARNER.....		3055
Tocom.....		3002 3021
Tusa.....		3016
TV86.....		3025
Unika.....		3006 3007
United Cable.....		3046
Universal.....	3006	3007 3008
View Star.....	3014	3023 3025
Zenith.....		3044

**Satellite – HDTV Tuner**

Panasonic.....		4054
----------------	--	------

**Satellite – Satellite-DVR**

DIRECTV.....	4058	4059 4060 4062 4063
DISH Network.....		4061
Hughes.....		4058

Philips .....	4058 4063
RCA .....	4058 4059
Samsung .....	4058
Sony .....	4060 4062
Tivo .....	4058 4060 4063
Zenith .....	4064

**Satellite – Satellite Receiver**

Alphastar .....	4023
Chaparral .....	4002 4003
DIRECTV .....	
4035 4036 4038 4039 4043 4044 4045	
4049 4050 4051 4052 4056 4058 4069	
4070 4071	
DISH Network.....	4000 4066
4067 4068	
Dishnet.....	4022
Drake.....	4004 4005
Echostar.....	4030
GE.....	4001 4016 4033 4034
4056 4065	
General Instruments .....	4006
4007 4008	
Hitachi .....	4026 4027
Hughes.....	4036 4069
Hughes Network.....	4069
Hughes Network Systems .....	4031
4069	
Humax.....	4071
JVC .....	4025
Mitsubishi .....	4043 4045
Panasonic .....	4019 4049 4052
Philips .....	4028 4039 4057
Pioneer.....	4053
Primestar.....	4020
Proscan.....	4001 4016
4033 4034 4065	
RCA .....	4001 4016 4024 4033 4034
4040 4055 4065 4070	
Realistic .....	4009
Samsung.....	4044 4046
Sony.....	4017 4035
4037 4038 4042 4071	
STS.....	4032
STS1.....	4010
STS3.....	4012
STS4.....	4013
Toshiba .....	4014 4018 4050
Uniden.....	4015 4029
Zenith.....	4051

**Satellite - Satellite Receiver/Recorder**

Philips .....	4048
RCA .....	4041
Sony.....	4047

**Audio - Amplifier**

Aiwa .....	5037 5054
Carver .....	5036
Citizen .....	5060
Denon.....	5048
Fisher .....	5036
GE.....	5062
Goldstar.....	5050 5055
Harmon/Kardon .....	5047
Hitachi .....	5068
JVC .....	5052 5058
Kenwood .....	5049 5056
Magnavox.....	5069
Marantz .....	5034
Nakamichi.....	5046
NEC.....	5067
Onkyo.....	5039 5040 5051
Optimus.....	5042
Panasonic.....	5035
Pioneer.....	5043 5044 5057 5070
Proton.....	5069
Quasar .....	5035
RCA.....	5059
Sharp.....	5063 5064 5065 5066
Sherwood .....	5045
Sony.....	5054
Teac .....	5053
Technic.....	5035
Technics.....	5035
Toshiba .....	5061
Victor.....	5058
Yamaha.....	5041

**Audio - DVR**

RePlay.....	5062
-------------	------

**Audio - Home Theater**

BOSE .....	5071
JBL.....	5072
Koss .....	5074
Onkyo.....	5075
Philips.....	5077
Pioneer.....	5078
RCA.....	5079
Sony.....	5080 5081
Venturer .....	5082

**Audio - Receiver/Tuner**

Aiwa .....	5000 5001 5002 5004
5005 5006	
BOSE .....	5007 5071
Carver .....	5000
Denon.....	5008
Harman Kardon .....	5000 5009
JBL.....	5009

JVC .....5010  
Kenwood .....5011 5012  
Linn .....5000  
Maganvox.....5000  
Marantz .....5000  
Onkyo.....5018  
Philips .....5000  
Pioneer.....5021 5022  
RCA ..... 5024 5025 5026  
Sansui .....5000

Sherwood ..... 5027  
Sony..... 5017 5028 5029 5030  
5031 5032 5033 5080 5081  
Technics..... 5016  
Wards.....5000 5021  
Yamaha..... 5003 5014 5015 5021

**Audio - Tuner/CD Combo**

BOSE ..... 5007

## Free Manuals Download Website

<http://myh66.com>

<http://usermanuals.us>

<http://www.somanuals.com>

<http://www.4manuals.cc>

<http://www.manual-lib.com>

<http://www.404manual.com>

<http://www.luxmanual.com>

<http://aubethermostatmanual.com>

Golf course search by state

<http://golfingnear.com>

Email search by domain

<http://emailbydomain.com>

Auto manuals search

<http://auto.somanuals.com>

TV manuals search

<http://tv.somanuals.com>