

TOSHIBA Network Camera

IK-WB15A

Software Development Kit

Ver 1.00.SC

(C) TOSHIBA Corp.

Jun, 2006

History

Version	Page	Topics	Creator	T&D	Notes
B.71.SC		Release. VerB.71.SC	T.Hamada	Mon May 29 2006	
B.72.SC	All	Typo; PTZF -> PTZ	T.Hamada	Thu Jun 08 2006	
	30,31	Modified; wbsetptbasic.cgi <Degree> values			
	32	Modified; wbsetptpreset.cgi <Pan/Tilt/ZoomPosition> values			
	35-38	Added; OpeLog=Yes/No			
	54	Modified; Notes 6); Appendix.C -> Appendix.B			
	59	Modified; ...logclear.cgi&type=Set -> .cgi?type=Set			
	63,66,68	Typo; <stremType> -> <streamType>			
	90	Modified; wbgetnwkbasic.cgi – Output			
	99	Modified; wbgetadminuserfunctions.cgi - Output			
	101	Modified; wbgetadmintime.cgi – Output			
	Appendix.B	Modified; output values; [Camera-Mail], [Camera-Sound], [PanTilt-General], [PanTilt-Preset], [Multi-Screen-Display]			
	143	Modified; __live.wav -> __live.jpg			
B.73.SC	5	Review this page.	T.Hamada	Thu Jun 15 2006	
	22	Typo; Swi2tch -> Switch			
	24	Modified; 1.5.4 Example 7) & 8)			
	30	Typo; CENETER -> CENTER, autoPatrol -> AUTO PATROL			
	59	Modified; 6.2.5 Notes 1)			
	62	Modified; 7.1.2 Input, 'Explanation' of <clientID>			
	63	Modified; 7.1.5 Notes 4)			
	65	Modified; 7.3.2 Input, 'Explanation' of <clientID>			
	66	Modified; 7.3.5 Notes 5)			
	67	Modified; 7.4.2 Input, 'Explanation' of <clientID>			
	68	Modified; 7.4.5 Notes 4)			
	70	Modified; 7.6.2 Input, 'Explanation' of <clientID>			
	71	Modified; 7.7.2 Input, 'Explanation' of <clientID>			
	107	Typo; Refenrece -> Reference			
	111	Modified; 15.2.5 Notes 2)			
	113	Modified; 15.3.5 Notes 2)			
	127	Modified; Note of 'Normal-1 OUT', 'Error-2 Out' and 'Emergency Normal-1 OUT'			
1.00		Release 1.00.SC	T.Hamada	Thu Jul 27 2006	

Contents

I. About API	1
Firmware version corresponding to this specification >	1
API protocol >	1
RFC2068 HTTP error code >	1
II. Comparison between WEB Setting Page and API functions	2
API types >	2
API Functions >	2
III. Restrictions on the API	5
IV. API List	6
V. API Termination Status	9
Termination status classification >	9
Input parameter and record control to log >	10
VI. IK-WB15A Setting Type API List	12
1. Camera Settings	13
1.1 Basic Settings	14
1.2 Frame Rate Setting	17
1.3 Alarm Settings	18
1.4 Recording Settings	19
1.5 FTP Recording Settings	21
1.6 Mail Settings	25
1.7 Audio Settings	28
2. PAN/TILT Settings	29
2.1 Basic Settings	30
2.2 Preset Settings	32
2.3 Auto Patrol Settings	34
2.4 Easy Preset Assignment	35
2.5 Easy Preset Deletion	36
2.6 Easy collective Preset Name assignment	37
2.7 Easy Preset Move	38
3. Network Settings	39
3.1 Basic Settings	40
3.2 Bandwidth Control Settings	42
3.3 DDNS Settings	43
3.4 FTP Server Settings	44

4. Multi-Screen Display Settings	45
4.1 Multi-Screen Display Settings.....	46
5. Administrator Functions	48
5.1 User Login Restriction.....	49
5.2 User Operation Restriction Control.....	50
5.3 NTP Settings.....	52
5.4 Set Time Manually.....	53
5.5 Reset All Camera Informations to Default.....	54
5.6 Reboot Camera.....	55
6. Log Management	56
6.1 Filter Settings.....	57
6.2 Clear Logs.....	59
VII. IK-WB15A Picture/Audio type API List	60
7. Get Pictures/Audio	61
7.1 Get Live Pictures by streaming.....	62
7.2 One-shot Live Picture.....	64
7.3 Get Playback Pictures by streaming.....	65
7.4 Get Live Audio by streaming.....	67
7.5 One-shot Live Audio.....	69
7.6 Abort stream (abort5).....	70
7.7 Abort stream (abort10).....	71
VIII. IK-WB15A Data Reference Type API List	72
8. Reference of All Setting Information	73
8.1 Reference of All Setting Information.....	74
9. Reference of Camera Setting	75
9.1 Reference of Camera Basic Settings.....	76
9.2 Reference of Frame Rate Settings.....	77
9.3 Reference of Alarm Settings.....	78
9.4 Reference of Recording Settings.....	79
9.5 Reference of FTP Recording Settings.....	80
9.6 Reference of E-mail Settings.....	82
9.7 Reference of Audio Settings.....	84
10. Reference of Pan/Tilt Setting	85
10.1 Reference of Pan/Tilt Basic Settings.....	86
10.2 Reference Preset Settings.....	87
10.3 Reference of Auto Patrol Settings.....	88
11. Reference of Network Setting	89
11.1 Reference of Network Basic Settings.....	90

11.2	Reference of Bandwidth Control Settings.....	91
11.3	Reference of DDNS Settings	92
11.4	Reference of FTP Server Settings	93
11.5	Get MAC Address.....	94
12.	Reference of Administrator Functions	95
12.1	Reference of Multi-Screen Information.....	96
13.	Reference of Administrator Functions	97
13.1	Reference of User Information.....	98
13.2	Reference of User Operation Restriction.....	99
13.3	Reference of Time and Date Settings.....	100
13.4	Reference of Current Camera Time	101
14.	Reference of Log Management Setting	102
14.1	Reference of Log Filtering Settings.....	103
14.2	Reference of Log Lists.....	104
IX.	IK-WB15A List Operation type API List	106
15.	List Operation	107
15.1	Reference/Deletion of Alarm In List.....	108
15.2	Reference/Deletion of Normal List	110
15.3	Reference/Deletion of Ext. Control In List	112
X.	IK-WB15A External Storage Operation Type API List	114
16.	External Storage.....	115
16.1	Check Storage Inserted Status.....	116
16.2	Execute Storage Mount/Unmount.....	117
16.3	Check Storage Mount Status.....	118
16.4	Format Storage.....	119
XI.	PTZ Operation Type API List	120
17.	PTZ Operation.....	121
17.1	Pan/Tilt Operation.....	122
17.2	Zoom Operation.....	123
17.3	Get Current Pan/Tilt/Zoom Position	124
Appendix.A	Output of getstream.cgi.....	125
Appendix.B	Output of wbgetallinfo.cgi.....	128
Appendix.C	PAN/TILT direction and coordinate on “Desktop/Wall Mount” / “Ceiling Mount”	134
Appendix.D	Simultaneous Connection	140
	The end of the Document	144

I. About API

Firmware version corresponding to this specification >

The firmware version to which this specification is applicable is 'Version 0.16.10.018.115 or later'.

API protocol >

The base protocol of this API group is HTTP.

The HTTP server specifications of the IK-WB15A are as follows:

- HTTP Version 1.0
- Supports Keep-Alive

RFC2068 HTTP error code >

The error code to be notified from the HTTP server of the IK-WB15A is as follows:

Response code(RFC2068)	Meaning	Result Message
200	Success	HTTP/1.0 200 OK\r\n
301	Redirection	HTTP/1.0 301 Moved Permanently\r\n
302	Redirection	HTTP/1.0 302 Moved Temporarily\r\n
304	Client Error	HTTP/1.0 304 Not Modified\r\n
400	Client Error	HTTP/1.0 400 Bad Request\r\n
401	Client Error	HTTP/1.0 401 Unauthorized\r\n
403	Client Error	HTTP/1.0 403 Forbidden\r\n
404	Client Error	HTTP/1.0 404 Not Found\r\n
500	Server Error	HTTP/1.0 500 Server Error\r\n
501	Server Error	HTTP/1.0 501 Not Implemented\r\n
502	Server Error	HTTP/1.0 502 Bad Gateway\r\n
503	Server Error	HTTP/1.0 503 Service Unavailable\r\n
505	Server Error	HTTP/1.0 505 HTTP Version Not Supported\r\n

II. Comparison between WEB Setting Page and API functions

API types >

APIs are roughly classified into the following 6 types.

- Information setting type API
- Information reference type API
- Image/audio type API
- List operation type API
- External storage operation type API
- Pan/Tilt/Zoom (“PTZ”) operation type API

API Functions >

As a rule, all the items to be executed by the WEB setting page can also be set or referenced as the API.

The meanings of the codes in the table are:

- O : All operable for the function.
- X : All inoperable for the function.
- # : Partially inoperable for the function
- : The function is not applicable.

This is intended so that the function should be used depending on whether the using person is an administrator or user in an application.

Function list		WEB operation				API operation			
		Setting		Reference		Setting		Reference	
		Admin	User	Admin	User	Admin	User	Admin	User
Camera Settings	Basic	O	#	O	#	O	X	O	X
	Frame Rate	O	X	O	X	O	X	O	X
	Alarm	O	X	O	X	O	X	O	X
	Recording	O	X	O	X	O	X	O	X
	FTP Recording	O	X	O	X	O	X	O	X
	E-mail	O	X	O	X	O	X	O	X
	Audio	O	X	O	#	O	#	O	#

To the next page.

From the last page.

Function list		WEB operation				API operation				
		Setting		Reference		Setting		Reference		
		Admin	User	Admin	User	Admin	User	Admin	User	
PAN/TILT Settings	Basic	O	X	O	X	O	X	O	X	
	Preset	O	X	O	X	O	X	O	X	
	Auto Patrol	O	X	O	X	O	X	O	X	
	Operation Range	O	X	O	X	O	X	O	X	
Network Settings	Basic	O	X	O	X	O	X	O	X	
	Bandwidth Control	O	X	O	X	O	X	O	X	
	DDNS	O	X	O	X	O	X	O	X	
	FTP Server	O	X	O	X	O	X	O	X	
Multi-Screen Settings	Adding and Removing Cameras		O	X	O	X	O	X	O	X
Admin. Functions	Changing ID/Password	Admin	O	X	O	X	X	X	X	X
		User	O	X	O	X	X	X	X	X
	User Operation Restriction		O	X	O	X	O	X	O	X
	Date and Time		O	X	O	X	O	X	O	X
	FW Update		O	X	O	X	O	X	O	X
	Configuration	Import	O	X	-	-	X	X	-	-
		Export	O	X	-	-	X	X	-	-
		Reset to Default	O	X	O	X	O	X	O	X
Camera		O	X	O	X	O	X	O	X	
Log management	Filter Settings		O	X	O	X	O	X	O	X
	Browse		O	X	O	X	O	X	O	X
	Delete		O	X	O	X	O	X	O	X
Picture/Audio	LIVE Picture Stream		X		O	O	O	O	O	O
	LIVE Picture One Shot		Since the Viewer automatically calculates the parameters, User cannot adjust the stream.		O	O	O	O	O	O
	PLAY Picture Stream				O	X	O	X	O	X
	LIVE Audio Stream				O	O	O	O	O	O
	Abort				O	O	O	O	O	O

To the next page.

From the last page.

Function list	WEB operation				API operation			
	Setting		Reference		Setting		Reference	
	Admin	User	Admin	User	Admin	User	Admin	User
Reference All Information General Operation	O(Configuration Information)		O(Configuration Information)		O	X	O	X
List Operation	O (Camera - Recording) (Controller - Replay list)	X	O (Camera - Recording) (Controller - Replay list)	X	O	X	O	X
External Storage Operation	O	X	O	X	O	X	O	X
PTZ Operation	O	#	O	#	O	#	O	#

III. Restrictions on the API

When using this API group, take the following items into consideration.

1) Method type

API type		Method type	
		GET	POST
Information setting type API	wbset...type	O	X
Information reference type API	wbget...type	O	X
Image/audio type API	getstream...type	O	X
List operation type API	wblist...type	O	O
External storage operation type API	wbstorage...type	O	O
PTZ operation type API	pantiltapi/wbset...type	O	O

O : Supported by the API.
 X : Not supported by the API.

2) URL decode

All parameters to API are URL-decoded. If numeric '+5' inputted, the API treats this character as ' 5'. ' 5' does not equal to '5'.

3) Client Cache

When the client used is a WEB browser, the camera information at that time may not be obtained correctly due to the browser cache. For example the information reference type API. Accordingly, take extreme care about the client cache.

4) Information output

The following settings output from this API are not in HTML format.

- Status
- Setting information

Obtain the information according to the output format described in this specification. After the command API is executed by a browser, its result may not be displayed in the output format described in this specification. In this case, open the output source of the browser by another editor. Then, the information can be read in a correct format. (For the status, refer to 'API termination status' that will be described later.)

5) Security

All of these APIs require authentication that is managed by 'administrator ID'. When executing each API, be sure to clear the basic authentication beforehand.

6) Reply status from the API

It may take some time to receive a reply status from the setting type API. To operate multiple APIs continuously, be sure to proceed to the next operation after receiving the previous API execution reply status.

IV. API List

The APIs available for the IK-WB15A are shown below as each of the 5 types.

Item		Menu	API name	
Data Setting	Camera Settings	Basic	wbsetcambasic.cgi	
		Frame Rate	wbsetcamframerate.cgi	
		Alarm	wbsetcamalarm.cgi	
		Recording	wbsetcamrecord.cgi	
		FTP Recording	wbsetcamftprecord.cgi	
		E-mail	wbsetcammail.cgi	
	PAN/TILT Settings	Audio	wbsetcamsound.cgi	
		Basic	wbsetptbasic.cgi	
		Operation Range		
		Preset	wbsetptpreset.cgi	
		Auto Patrol	wbsetptautopatrol.cgi	
	Network Settings	Easy Preset Operations	wbpresetapi.cgi	
		Basic	wbsetnwkbasic.cgi	
		Bandwidth Control	wbsetnwkbandwidth.cgi	
		DDNS	wbsetnwkdns.cgi	
	Multi-Screen Settings	FTP Server	wbsetnwftpserver.cgi	
		Adding and Removing Cameras	wbsetmultiscreen.cgi	
	Admin. Functions	User Login Restriction	wbsetadminuserinfo.cgi	
		User Operation Restriction	wbsetadminuserfunctions.cgi	
		Date and Time	NTP	wbsetadminTaD.cgi
			Manual Setting	wbsetadmintime.cgi
		FW Update	-	
		Configuration	Import	-
Export			-	
Reset to Default			wbsetadminsetdefault.cgi	
Camera Rebooting	wbsetcamreboot.cgi			
Log Management	Filter Settings	wbsetlogconditions.cgi		
	Delete	wbsetlogclear.cgi		
Picture/ Audio	LIVE Picture	LIVE Picture Stream	getstream.cgi	
		LIVE Picture One Shot	__live.jpg	
	Alam Picture	PLAY Picture Stream	getstream.cgi	
	LIVE Audio	LIVE Audio Stream	getstream.cgi	
	Abort	Abort Stream	getstream.cgi	

To the next page.

From the last page.

Item		Menu		API name
Getting Data	Reference All Information			wbgetallinfo.cgi
	Getting Camera Informations	Basic		wbgetcambasic.cgi
			Frame Rate	wbgetframerate.cgi
		Alarm		wbgetcamalarm.cgi
		Recording		wbgetcamrecord.cgi
		FTP Recording		wbgetcamftprecord.cgi
		E-mail		wbgetcammail.cgi
		Audio		wbgetcamsound.cgi
	Getting PAN/TILT Informations	Basic		wbgetptbasic.cgi
		Operations Range		
		Preset		wbgetptpreset.cgi
		Auto Patrol		wbgetptautopatrol.cgi
		Easy Preset Management		wbpreset.cgi
	Getting Network Informations	Basic		wbgetnwbasic.cgi
			Bandwidth Control	wbgetnwbandwidth.cgi
		DDNS		wbgetnwddns.cgi
		FTP Server		wbgetnwftpserver.cgi
		MAC Address		wbgetnwmac.cgi
	Multi-Screen Settings	Infrastructure of Cameras		wbgetmultiscreen.cgi
	Getting Administrator Settings	User Login Restriction		wbgetadminuserinfo.cgi
		User Operation Restriction		wbgetadminuserfunctions.cgi
		Date and Time	NTP	wbgetadminTaD.cgi
			Current Time	wbgetadmintime.cgi
FW Update		-		
Configuration		Import	-	
		Export	-	
	Reset to Default	-		
	Camera Rebooting	-		
Getting Log Settings	Log Filters		wbgetlogconditions.cgi	
	Browse		wbgetloglist.cgi	

To the next page.

From the last page.

Item		Menu	API name
List Operation	Alarm In List Operation	Get Alarm In List	wblistalarm.cgi
		Delete Alarm In List(All)	
		Delete Alarm In List(Date and Time)	
	Normal List Operation	Get Normal List	wblistnormal.cgi
		Delete Normal List(All)	
		Delete Normal List(Date and Time)	
	Ext. Control In List Operation	Get Ext. Control In List	wblistextcontrol.cgi
		Delete Ext. Control In List(All)	
		Delete Ext. Control In List(Date and Time)	
Others	External Storage Operations	Notify Inserting Status	wbstoragestatus.cgi
		Mount/Unmount	wbstoragemount.cgi
		Notify Mounting Status	wbstoragemountstatus.cgi
		Format	wbstorageformat.cgi
	PTZ Operation	PAN/TILT Operation	wbpantiltapi.cgi
		ZOOM Operation	wbsetzoom.cgi
		Get current Pan/Tilt/Zoom Position	wbgetptzposition.cgi

V. API Termination Status

Termination status classification >

This API group notifies 'Termination code' and 'Termination status' except where image/audio data is notified to the client in the specified format when the getstream type API is successful.

The API termination status is not notified in the HTML format but a message such as shown above is notified in units of lines. If there is data that is notified from the camera, the message is sent starting from the next line of this termination status.

IK-WB15A recommends the client who has executed this API to reference this termination status.

However, regarding termination status except '20 OK', the API notifies only a single termination status even if multiple errors occur inside and outside the API. For this reason, there is a possibility that the client may receive a different status from the intended status.

Accordingly, we recommend checking the general-purpose termination status without expecting the status indicated by the output of each API.

Each termination status that is generally notified from the API group is shown below.

Terminate code	Meaning	Termination status	Details
20	Success	20 OK\r\n	Normal termination
30	Client Error	30 InvalidType\r\n	Illegal <type> was specified.
31	Client Error	31 InvalidEntry\r\n	Illegal <entry> name was specified.
32	Client Error	32 InvalidValue\r\n	Illegal <value> was set for <entry>.
33	Client Error	33 InvalidOperand\r\n	The argument format to the API is illegal.
34	Client Error	34 NoEntryData\r\n	<entry>=<value> is not specified.
35	Client Error	35 TooManyEntry\r\n	<entry>=<value> was specified exceeding the necessary number.
40	Server Error	40 FailToSave\r\n	Data registration failed.
41	Server Error	41 FailToGet\r\n	Data acquisition failed.
90	Server Error(Critical)	90 CriticalError\r\n	A fatal error occurred inside the camera.
91	Server Error(Critical)	91 FatalError\r\n	
92	Server Error(Critical)	92 CriticalError\r\n	

Next, the termination status limited to an API is shown below. This termination status may be notified by this API in addition to the above termination status.

1) Termination status limited to 'wblast' type cgi

Terminate code	Meaning	Termination status	Details
60	Server Error	60 FailAction\r\n	List acquisition failed.

2) Termination status limited to 'wbstorage' type cgi

Terminate code	Meaning	Termination status	Details
21	Notify	21 Inserted\r\n	The storage is inserted.
22	Notify	22 Mounted\r\n	The storage is mounted. (Available status)
71	Notify	71 NotInserted\r\n	The storage is not inserted.
72	Notify	72 NotMounted\r\n	The storage is not mounted. (Inserted)
73	Storage Error	73 FailedToMount\r\n	Mounting the storage failed.
74	Storage Error	74 FailedToFormat\r\n	Storage formatting failed.

3) Termination status limited to wbsetcamrecord.cgi/wbsetcamftprecord.cgi

Terminate code	Meaning	Termination status	Details
50	Client Warning	50 OKbutExtAlarmOFF\r\n	Though the registration related to the Alarm In was executed, the Alarm In function is set to "OFF".
51	Client Warning	51 OKbutMotionOFF\r\n	Though the registration related to motion detection was executed, the Motion Detecting function is set to "OFF".
52	Client Warning	52 OKbutExtControlOFF\r\n	Though the registration related to the Ext. Control In was executed, the Ext. Control In function is set to "OFF".

Input parameter and record control to log >

The API checks whether the input parameter (Input) has an appropriate format. For a request that does not meet the specified format, one of codes 30 to 35 will be notified.

Each API can specify an option by parameter as to whether the execution result is to be recorded in the log. This function can be specified as the entry 'OpeLog' and can be specified at any position that is behind the 'type' attribute.

Namely, the following two indicates all the same setting operation:

http://10.1.0.1/wbsetcambasic.cgi?type=Set&OpeLog=No&Resolution=3... (1)
 http://10.1.0.1/wbsetcambasic.cgi?type=Set&Resolution=3&OpeLog=No

However, for the following, an error is notified because 'OpeLog' is specified ahead of the 'type' attribute as described before.

`http://10.1.0.1/wbsetcambasic.cgi?OpeLog=No&type=Set&Resolution=3`

For an API without the 'type' attribute like `wbgetcambasic.cgi`, there is no limitation on the arrangement of the entry 'OpeLog'.

'OpeLog' is specified by 'Yes' or 'No'. For the other specification, an error is notified. 'OpeLog' is an optional entry. If omitted, it is recognized as 'OpeLog=Yes' by API.

If an entry has an error, the recognition of the 'OpeLog' specification by API depends on whether the error occurs before 'OpeLog' is recognized or not. Namely;

`http://10.1.0.1/wbsetcambasic.cgi?type=Set&OpeLog=No&Resolution=ABCDEFG`

In the above case, the API detects the illegal value of Resolution after detecting 'OpeLog=No'. Accordingly, if an error is detected by the API, it is not output to the log.

However;

`http://10.1.0.1/wbsetcambasic.cgi?type=Set&Resolution=ABCDEFG&OpeLog=No`

In the above case, the API detects the illegal value of Resolution before detecting 'OpeLog=No'. When detecting an error in the Input parameter, the API proceeds internally to error notifying processing. Accordingly, 'OpeLog=No' is ignored, so that it is output to the log.

For this reason, when the output to the log is controlled by the client, it is recommended to describe the entry 'OpeLog' after the 'type' attribute as shown in (1).

Lastly, exceptions about the entry 'OpeLog' are shown below.

- In the `getstream` type API, the 'OpeLog' option cannot be specified.
- `wbstorage` type API, `wblist` type API, and `wbsetadmincamreboot.cgi` are free from the above restrictions, having a free format.

VI. IK-WB15A Setting Type API List

Item No.	Item	Sub-number	Menu	API name	Function type	
1	Camera Settings	1-1	Basic	wbsetcambasic.cgi	2 types	
		1-2	Frame Rate	wbsetcamframerate.cgi	2 types	
		1-3	Alarm	wbsetcamalarm.cgi	4 types	
		1-4	Recording	wbsetcamrecord.cgi	4 types	
		1-5	FTP Recording	wbsetcamftprecord.cgi	10 types	
		1-6	E-mail	wbsetcammail.cgi	16 types	
		1-7	Audio	wbsetcamsound.cgi	3 types	
2	PAN/TILT Settings	2-1	Basic/Operation Range	wbsetptbasic.cgi	7 types	
		2-2	Preset	wbsetptpreset.cgi	65 types	
		2-3	Auto Patrol	wbsetptautopatrol.cgi	3 types	
3	Network Settings	3-1	Basic	wbsetnwkbasic.cgi	2 types	
		3-2	Bandwidth Control	wbsetnwkbandwidth.cgi	2 types	
		3-3	DDNS	wbsetnwkdns.cgi	2 types	
		3-4	FTP Server	wbsetnwftpserver.cgi	2 types	
4	Multi-Screen Settings	4-1	Adding and Removing/Selecting Cameras	wbsetmultiscreen.cgi	33 types	
5	Admin. Functions	5-1	User Login Restriction	wbsetadminuserinfo.cgi	2 types	
		5-2	User Operation Restriction	wbsetadminuserfunctions.cgi	3 types	
		5-3	Date and Time	NTP	wbsetadminTaD.cgi	4 types
		5-4		Manual	wbsetadmintime.cgi	1 type
		-	FW Update		-	-
		-	Configuration	Import/Export	-	-
		5-5		Reset to Default	wbsetadminsetdefault.cgi	1 type
5-6		Camera Rebooting	wbsetadmincamreboot.cgi	1 type		
6	Log Management	6-1	Filter Settings	wbsetlogconditions.cgi	2 types	
		6-2	Delete	wbsetlogclear.cgi	1 type	

1. Camera Settings

- | | |
|-------------------------|--------------------------|
| - wbsetcambasic.cgi | - Basic Settings |
| - wbsetcamframerate.cgi | - Frame Rate Settings |
| - wbsetcamalarm.cgi | - Alarm Settings |
| - wbsetcamrecord.cgi | - Recording Settings |
| - wbsetcamftprecord.cgi | - FTP Recording Settings |
| - wbsetcammail.cgi | - E-mail Settings |
| - wbsetcamsound.cgi | - Audio Settings |

wbset cam func .cgi

(1) (2) (3) (4)

- (1) Indicates a setting API.
- (2) Indicates a camera type setting API.
- (3) Indicates the function matched to the WEB setting page.
- (4) Every API is started and executed as cgi.

On and after the next page, the camera setting API is shown.

1.1 Basic Settings

wbsetcambasic.cgi

1.1.1.1 Syntax

- 1) http://<camip>/api/wbsetcambasic.cgi?type=Default
- 2) http://<camip>/api/wbsetcambasic.cgi?type=Set[&Resolution=<value>][&CompressionRatio=<value>][&...]

Note: Parentheses [] shown above is for description only and not used in actual command.

1.1.1.2 Input

Item	Type	Entry name	Entry value	Std.val	Unit
Reset to Default	type=Default	-	-	-	-
Resolution	type=Set	Resolution	1:160x120 (QQVGA) 2:320x240 (QVGA) 3:640x480 (VGA) 5:1280x960 (SXVGA)	3	-
CompressionRatio		CompressionRatio	1:Low 2:mid-Low 3:Standard 4:mid-High 5:High	3	-
Brightness adjustment		AEControl	-99 - +99	+0	-
Mounting method		Mounting	1:Desktop/Wall 3:Ceiling mount	1	-
Auto B/W		AutoBW	1:OFF 2:ON	1	-
White Balance (WB)		WhiteBalance	1:Auto(AWB) 2:Indoor(Incandescent light color) 3:Indoor(Fluorescent light color) 4:Outdoor(sunlight) 5:Hold 6:Manual	1	-
WB manual GAIN-R		WBManualGainR	-99 - +99	+0	-
WB manual GAIN-B		WBManualGainB	-99 - +99	+0	-
AWB Ye/Cy offset		AWBOffsetYeCy	-20 - +20	+0	-

To the next page.

From the last page.

Item	Type	Entry name	Entry value	Std.val	Unit
AWB Mg/G offset	(type=Set)	AWBOffsetMgG	-20 - +20	+0	-
AWB range		AWBRange	1:Standard 2:Wide	1	-
Auto gain control		AutoGainControl	1:OFF 2:Standard 3:Max	2	-
Slow shutter		SlowShutterMax	1:OFF(x1) 2:1/7.5s(x4) 3:1/3.75s(x8) 4:1/2.5s(x12) 5:1/1.8s(x16) 6:1s(x30) 7:2s(x60) 8:4s(x120)	3	-
Backlight compensation		BackLightCompensation	1:OFF 2:Upper 2/3(Area designation) 3:Lower 2/3(Area designation) 4:Center 1/3(Area designation) 5:Center 1/6(Area designation) 6:Left and Right(Area designation) 7:Auto	7	-
Sharpness		Sharpness	1:LOW 2:MIDDLE 3:HIGH	2	-
Color difference GAIN R-Y		GainRY	-20 - +20	+0	-
Color difference GAIN B-Y		GainBY	-20 - +20	+0	-
Noise reduction		NoiseReduction	1: LOW 2:MIDDLE 3:HIGH	1	-
Log output control of cgi common to all types		OpeLog	No/Yes [default: Yes] (omissible)	-	-

1.1.3 Output

Code	Status
20	OK
30	InvalidType
31	InvalidEntry

Code	Status
32	InvalidValue
33	InvalidOperand
34	NoEntryData

Code	Status
92	CriticalError

20 OK\r\n
\r\n

This output format is common to other status and all other setting type APIs.

Note that the information to be notified from the IK-WB15A has a format to display such text data as shown above in units of lines but not the HTML format.

1.1.4 Example

- 1) `http://10.1.0.1/api/wbsetcambasic.cgi?type=Default`
- 2) `http://10.1.0.1/api/wbsetcambasic.cgi?type=Set&Resolution=3&CompressionRatio=5&AECControl=-19`

1.1.5 Notes

- 1) If only `type=<value>` is entered and then `<entry>=<value>` is not entered, no setting is performed. (`type=Default` is an exception.)
- 2) Multiple `type=<value>` cannot be enumerated simultaneously. This API must be started for each type.
- 3) For only entered item, setting is performed. For the other items, their existing values are held.
- 4) When `OpeLog=No` is entered, a log related to API start/end is not output. When it is omitted, it is regarded as `OpeLog=Yes`.

1.2 Frame Rate Setting

wbsetcamframerate.cgi

1.2.1 Syntax

- 1) `http://<camip>/api/wbsetcamframerate.cgi?type=Default`
- 2) `http://<camip>/api/wbsetcamframerate.cgi?type=Set[&Rate=<value>]`

1.2.2 Input

Item	Type	Entry name	Entry value	Std.val	Unit
Reset to Default	type=Default	-	-	-	-
Frame rate	type=Set	Rate	1:30 2:15 3:7.5 4:3 5:2 6:1 7:1/2 8:1/5 9:1/10	1	frame/ second
Log output control of cgi common to all types		OpeLog	No/Yes [default: Yes] (omissible)	-	-

1.2.3 Output

Code	Status
20	OK
30	InvalidType
31	InvalidEntry

Code	Status
32	InvalidValue
33	InvalidOperand
34	NoEntryData

Code	Status
92	CriticalError

1.2.4 Example

- 1) `http://10.1.0.1/api/wbsetcamframerate.cgi?type=Default`
- 2) `http://10.1.0.1/api/wbsetcamframerate.cgi?type=Set&Rate=30`

1.2.5 Notes

- 1) If only `type=<value>` is entered and then `<entry>=<value>` is not entered, no setting is performed. (type=Default is an exception.)
- 2) Multiple `type=<value>` cannot be enumerated simultaneously. This API must be started for each type.
- 3) When `OpeLog=No` is entered, a log related to API start/end is not output. When it is omitted, it is regarded as `OpeLog=Yes`.

1.3 Alarm Settings

wbsetcamalarm.cgi

1.3.1 Syntax

- 1) `http://<camip>/api/wbsetcamalarm.cgi?type=Default`
- 2) `http://<camip>/api/wbsetcamalarm.cgi?type=AlarmType[&Mode=<value>][&InputPolarity=<value>]`
- 3) `http://<camip>/api/wbsetcamalarm.cgi?type=MotionDetection[&Mode=<value>]`
- 4) `http://<camip>/api/wbsetcamalarm.cgi?type=HoldingOutTime[&Time=<value>]`

1.3.2 Input

Item	Type	Entry name	Entry value	Std.val	Unit
Reset to Default	type=Default	-	-	-	
Alarm functions	type=AlarmType	Mode	1:OFF 2:Alarm In 3:Ext. Control In	1	
Input type		InputPolarity	1:Normal Opened 2:Normal Closed	1	
Motion detection	type=MotionDetection	Mode	1:OFF 2:ON	1	
Motion sensitivity		Sensitivity	1:HIGH 2:MIDDLE 3:LOW	1	
Output hold time	type=HoldingOutTime	Time	1/5/10/15/30/60	5	second
Log output control of cgi common to all types		OpeLog	No/Yes [default: Yes] (omissible)	-	

1.3.3 Output

Code	Status
20	OK
30	InvalidType
31	InvalidEntry

Code	Status
32	InvalidValue
33	InvalidOperand
34	NoEntryData

Code	Status
92	CriticalError

1.3.4 Example

- 1) `http://10.1.0.1/api/wbsetcamalarm.cgi?type=Default`
- 2) `http://10.1.0.1/api/wbsetcamalarm.cgi?type=AlarmType&Mode=2&InputPolarity=1`
- 3) `http://10.1.0.1/api/wbsetcamalarm.cgi?type=MotionDetection&Mode=2`
- 4) `http://10.1.0.1/api/wbsetcamalarm.cgi?type=HoldingOutTime&Time=10`

1.3.5 Notes

- 1) If only type=<value> is entered and then <entry>=<value> is not entered, no setting is performed. (type=Default is an exception.)
- 2) Multiple type=<value> cannot be enumerated simultaneously. This API must be started for each type.
- 3) For only entered item, setting is performed. For the other items, their existing values are held.
- 4) When OpeLog=No is entered, a log related to API start/end is not output. When it is omitted, it is regarded as OpeLog=Yes.

1.4 Recording Settings

wbsetcamrecord.cgi

1.4.1 Syntax

- 1) `http://<camip>/api/wbsetcamrecord.cgi?type=Default`
- 2) `http://<camip>/api/wbsetcamrecord.cgi?type=Alarm[&AlarmInRecMode=<value>][&MotionRecMode=<value>][&...]`
- 3) `http://<camip>/api/wbsetcamrecord.cgi?type=Normal[&Mode=<value>][&Monday=<value>][&...]`
- 4) `http://<camip>/api/wbsetcamrecord.cgi?type=RecOverwriting[&Mode=<value>]`

1.4.2 Input

Item	Type	Entry name	Entry value	Std.val	Unit	
Reset to Default	type=Default	-	-	-	-	
Alarm In Rec. ON/OFF	type=Alarm	AlarmInRecMode	1:OFF 2:ON	1	-	
Ext. Control In Rec. ON/OFF		ExtControllnRecMode	1:OFF 2:ON	1	-	
Motion Detection Rec. ON/OFF		MotionRecMode	1:OFF 2:ON	1	-	
Pre-Recording		NumberOfPrePicture	0/3/5/10	3	frames	
Post-Recording		NumberOfPostPicture	0/3/5/10/20	10	frames	
Recording Cycle		Interval	-33/-66/-100/-200/-333/-500/ 1/2/3/5/10/30/60/120/180 # -33:1/30 -66:1/15 -100:1/10 -200:1/5 -333:1/3 -500:1/2	10	second	
Continuous Rec. ON/OFF	type=Normal	Mode	1:OFF 2:ON	1	-	
Schedule		Monday	Monday	1:OFF	1	-
		Tuesday	Tuesday	2:All Day	1	-
		Wednesday	Wednesday	3: Schedule 1	1	-
		Thursday	Thursday	4: Schedule 2	1	-
		Friday	Friday		1	-
		Saturday	Saturday		1	-
		Sunday	Sunday		1	-
Schedule-1; start time		Pattern1Start	0 - 23	8	hour	
Schedule-1; end time		Pattern1End		17	hour	
Schedule-2; start time		Pattern2Start	# 0:0am 1:1am ... 11:11am 12:0pm 13:1pm ... 22:10pm 23:11pm	8	hour	
Schedule-2; end time	Pattern2End		17	hour		

To the next page.

From the last page.

Item	Type	Entry name	Entry value	Std.val	Unit
Recording Cycle	(type=Normal)	Interval	1/2/3/5/10/30/60/120/180	60	second
Overwrite	type=RecOverwriting	Mode	1:OFF 2:ON	1	-
Log output control of cgi common to all types		OpeLog	No/Yes [default: Yes] (omissible)	-	-

1.4.3 Output

Code	Status
20	OK
30	InvalidType
31	InvalidEntry
32	InvalidValue

Code	Status
33	InvalidOperand
34	NoEntryData
50	OKbutExtAlarmOFF
51	OKbutMotionOFF

Code	Status
52	OKbutExtControlOFF
92	CriticalError

- 50: Although registration succeeded under conditions of both type=alarm and AlarmInRecMode=2, the Alarm In function is set to "OFF". (Ref. Alarm Settings)
- 51: Although registration succeeded under conditions of both type=alarm and MotionRecMode=2, the Motion Detection function is set to "OFF". (Ref. Alarm Settings)
- 52: Although registration succeeded under conditions of both type=alarm and ExtControlInRecMode=2, the Ext. Control In function is set to "OFF". (Ref. Alarm Settings)

1.4.4 Example

- 1) <http://10.1.0.1/api/wbsetcamrecord.cgi?type=Default>
- 2) <http://10.1.0.1/api/wbsetcamrecord.cgi?type=Alarm&AlarmInRecMode=1&ExtControlInRecMode=2&MotionRecMode=2&NumberOfPrePicture=3&NumberOfPostPicture=10>
- 3) <http://10.1.0.1/api/wbsetcamrecord.cgi?type=Normal&Mode=1>
- 4) <http://10.1.0.1/api/wbsetcamrecord.cgi?type=RecOverwriting&Mode=1>

1.4.5 Notes

- 1) If only type=<value> is entered and then <entry>=<value> is not entered, no setting is performed. (type=Default is an exception.)
- 2) Multiple type=<value> cannot be enumerated simultaneously. This API must be started for each type.
- 3) For only entered item, setting is performed. For the other items, their existing values are held.
- 4) OpeLog=No is entered, a log related to API start/end is not output. When it is omitted, it is regarded as OpeLog=Yes.
- 5) If both AlarmInRecMode=2 and MotionRecMode=2 are simultaneously specified in the alarm setting OFF status at type=Alarm, the 'Alarm In' status always has priority at status notification.

1.5 FTP Recording Settings

wbsetcamftprecord.cgi

1.5.1 Syntax

- 1) http://<camip>/api/wbsetcamftprecord.cgi?type=Default
- 2) http://<camip>/api/wbsetcamftprecord.cgi?type=FTPCondition[&Mode=<value>][&AlarmInMode=<value>][&...]
- 3) http://<camip>/api/wbsetcamftprecord.cgi?type=Server-1[&Name=<value>][&LoginID=<value>][&...]
- 4) http://<camip>/api/wbsetcamftprecord.cgi?type=Server-2[&Name=<value>][&LoginID=<value>][&...]
- 5) http://<camip>/api/wbsetcamftprecord.cgi?type=AttachedPicture[&Size=<value>]
- 6) http://<camip>/api/wbsetcamftprecord.cgi?type=HowToUse[&Detail=<value>]
- 7) http://<camip>/api/wbsetcamftprecord.cgi?type=bySchedule[&Monday=<value>][&Tuesday=<value>][&...]
- 8) http://<camip>/api/wbsetcamftprecord.cgi?type=byAlarm[&NumberOfPrePicture=<value>][&...]
- 9) http://<camip>/api/wbsetcamftprecord.cgi?type=byExtControlIn[&Interval=<value>][&FileName=<value>][&...]
- 10) http://<camip>/api/wbsetcamftprecord.cgi?type=Accumulation[&Mode=<value>][&Interval=<value>][&...]

1.5.2 Input

Item		Type	Entry name	Entry value	Std.val	Unit
Reset to Default		type=Default	-	-	-	-
FTP Record Conditions		type=FTPCondition	Mode	1:OFF 2:Scheduled Recording 3:Recording by Alarm In 4:Recording by Ext. Control In	1	-
Alarm In mode when Alarm Rec. is checked.			AlarmInMode	1:OFF 2:Checked	1	-
Motion Detection mode when Alarm Rec. is checked.			MotionMode	1:OFF 2:Checked	1	-
1 st FTP server	server name	type=Server-1	Name	any (max.128 bytes)		-
	Login ID		LoginID	any (max.32 bytes)		-
	Password		Password	any (max.32 bytes)		-
	Port number		FTPCPortNumber	any (1-65535)	21	-
	FTP mode		FTPMode	1:PORT 2:PASV	1	-
	Connecting method		ConnectMode	1:Reconnect 2:Continuous Connection	1	-

To the next page.

From the last page.

Item		Type	Entry name	Entry value	Std.val	Unit
2 nd FTP server	server name	type=Server-2	Name	any (max.128 bytes)		-
	Login ID		LoginID	any (max.32 bytes)		-
	Password		Password	any (max.32 bytes)		-
	Port number		FTPCPortNumber	any (1-65535)	21	-
	FTP mode		FTPMMode	1:PORT 2:PASV	1	-
	Connecting method		ConnectMode	1:Reconnect 2:Continuous Connection	1	-
Transfer image		type=AttachedPicture	Size	1:160x120 (QQVGA) 2:320x240 (QVGA) 3:640x480 (VGA) 5:1280x960 (SXVGA)	2	-
			FileNameMode	1: with Time Stamp 2: Fixed	1	
FTP server usage mode		type=HowToUse	Detail	Primary Switch 1: Server-1 OFF 2: Server-1 ON 3: Server-2 OFF 4: Server-2 ON	1	-
Schedule	Monday	type=bySchedule	Monday	1:OFF	1	-
	Tuesday		Tuesday	2:All Day	1	-
	Wednesday		Wednesday	3:Schedule 1	1	-
	Thursday		Thursday	4:Schedule 2	1	-
	Friday		Friday		1	-
	Saturday		Saturday		1	-
	Sunday		Sunday		1	-
	Schedule-1; start time		Pattern1Start	0 - 23	8	hour
Schedule-1; end time		Pattern1End	# 0:0am 1:1am ... 11:11am	17	hour	
Schedule-2; start time		Pattern2Start	12:0pm 13:1pm ... 22:10pm	8	hour	
Schedule-2; end time		Pattern2End	23:11pm	17	hour	

To the next page.

From the last page.

Item		Type	Entry name	Entry value	Std.val	Unit
Recording Cycle		(type=bySchedule)	Interval	-33/-66/-100/-200/-333/-500/1/2/3/5/ 10/30/60/120/180 # -33:1/30 -66:1/15 -100:1/10 -200:1/5 -333:1/3 -500:1/2	1	second
Record file name			FileName	any (max.16 bytes)		-
Server path	1 st FTP server		Server1Path	any (max.128 bytes)		-
	2 nd FTP server	Server2Path	any (max.128 bytes)		-	
Pre-Recording		type=byAlarm	NumberOfPrePicture	0/3/5/10	10	frames
Post-Recording			NumberOfPostPicture	0/3/5/10/20	10	frames
Recording Cycle			Interval	-33/-66/-100/-200/-333/-500/1/2/3/5/ 10/30/60/120/180 # -33:1/30 -66:1/15 -100:1/10 -200:1/5 -333:1/3 -500:1/2	1	second
Recording file name	Alarm In		AiFileName	any (max.16 bytes)		-
	Motion Detection		MdFileName	any (max.16 bytes)		-
Server path	1 st FTP server	Server1Path	any (max.128 bytes)		-	
	2 nd FTP server	Server2Path	any (max.128 bytes)		-	
Recording Cycle		type=byExtControlln	Interval	-33/-66/-100/-200/-333/-500/1/2/3/5/ 10/30/60/120/180 # -33:1/30 -66:1/15 -100:1/10 -200:1/5 -333:1/3 -500:1/2	1	second
Record file name			FileName	any (max.16 bytes)		-
Server path	1 st FTP server		Server1Path	any (max.128 bytes)		-
	2 nd FTP server		Server2Path	any (max.128 bytes)		-
Backup mode		type=Accumulation	Mode	1:OFF 2:ON	1	-
Accumulation Cycle			Interval	1/2/5/10/15/30/60/120/300/600/900/ 1800/3600	60	second
Overwrite			OverWriting	1:OFF 2:ON	1	-
Log output control of cgi common to all types			OpelLog	No/Yes [default: Yes] (omissible)	-	-

1.5.3 Output

Code	Status
20	OK
30	InvalidType
31	InvalidEntry
32	InvalidValue

Code	Status
33	InvalidOperand
34	NoEntryData
50	OKbutExtAlarmOFF
51	OKbutMotionOFF

Code	Status
52	OKbutExtControlOFF
92	CriticalError

- 50: Although registration succeeded under conditions of type=FTPCondition, Mode=3 and AlarmInMode =2, the Alarm In function is set to "OFF". (Ref. Alarm Settings)
- 51: Although registration succeeded under conditions of type=FTPCondition, Mode=3 and MotionMode=2, the Motion Detection function is set to "OFF". (Ref. AlarmSettings)
- 52: Although registration succeeded under conditions of both type=FTPCondition and Mode=4, the Ext. Control In function is set to "OFF". (Ref. Alarm Settings)

1.5.4 Example

- 1) <http://10.1.0.1/api/wbsetcamftprecord.cgi?type=Default>
- 2) <http://10.1.0.1/api/wbsetcamftprecord.cgi?type=FTPCondition&Mode=3&AlarmInMode=2&MotionMode=2>
- 3) <http://10.1.0.1/api/wbsetcamftprecord.cgi?type=Server-1&Name=FTPs&LoginID=<base64enc>&Password=<base64enc>>
- 4) <http://10.1.0.1/api/wbsetcamftprecord.cgi?type=Server-2&Name=FTPs&LoginID=<base64enc>&Password=<base64enc>>
- 5) <http://10.1.0.1/api/wbsetcamftprecord.cgi?type=AttachedPicture&Size=3>
- 6) <http://10.1.0.1/api/wbsetcamftprecord.cgi?type=HowToUse&Detail=1>
- 7) <http://10.1.0.1/api/wbsetcamftprecord.cgi?type=bySchedule&Interval=5>
- 8) http://10.1.0.1/api/wbsetcamftprecord.cgi?type=byAlarm&Interval=10&AiFileName=_ext_&MdFileName=_mtd_
- 9) <http://10.1.0.1/api/wbsetcamftprecord.cgi?type=byExtControlIn&Interval=10&FileName=extc&Server1Path=/cam/jpge>
- 10) <http://10.1.0.1/api/wbsetcamftprecord.cgi?type=Accumulation&Mode=2&Interval=10>

1.5.5 Notes

- 1) If only type=<value> is entered and then <entry>=<value> is not entered, no setting is performed. (type=Default is an exception.)
- 2) Multiple type=<value> cannot be enumerated simultaneously. This API must be started for each type.
- 3) When LoginID/Password is specified at type=Server-1/2, these must be base64-encoded.
- 4) When a blank character is included in <value>, it must be URL-encoded.
- 5) For only entered items, setting is performed. For the other items, their existing values are held.
- 6) When OpeLog=No is entered, a log related to API start/end is not output. When it is omitted, it is regarded as OpeLog=Yes.
- 7) **Be very careful that the value of 'Detail' entry of type=HowToUse differs from the entry format of WEB setting page.**

1.6 Mail Settings

wbsetcammmail.cgi

1.6.1 Syntax

- 1) http://<camip>/api/wbsetcammmail.cgi?type=Default
- 2) http://<camip>/api/wbsetcammmail.cgi?type=Authentication[&Mode=<value>][&SMTPServer=<value>][&...]
- 3) http://<camip>/api/wbsetcammmail.cgi?type=ConditionByAlarmIn[&Mode=<value>][&Subject=<value>][&...]
- 4) http://<camip>/api/wbsetcammmail.cgi?type=ConditionByMotion[&Mode=<value>][&Subject=<value>][&...]
- 5) http://<camip>/api/wbsetcammmail.cgi?type=AttachSize[&AttachSize=<value>]
- 6) http://<camip>/api/wbsetcammmail.cgi?type=Recipient[&MustSendAdminMode=<value>]
- 7) http://<camip>/api/wbsetcammmail.cgi?type=MailTo-*n*[&RecipientAddr=<value>][&AlarmIn=<value>][&Motion=<value>] (*n*:1-10)

1.6.2 Input

Item		Type	Entry name	Entry value	Std.val	Unit
Reset to Default		type=Default	-	-	-	-
Authentication		type=Authentication	Mode	1:No authentication 2:POP	1	-
SMTP server name			SMTPServer	any (max.128 bytes)		-
POP3	Server name		POP3Server	any (max.128 bytes)		-
	User ID		POP3ID	any (max.32 bytes)		-
			POP3Password	any (max.32 bytes)		-
Administrator e-mail address			AdminMailAddr	any (max.64 bytes)		-
E-mail sending by Alarm In		type=ConditionByAlarmIn	Mode	1:OFF 2:ON	1	-
Subject			Subject	any (max.64 bytes)		-
Message			Body	any (max.128 bytes)		-
URL	Send URL		URLMode	1:OFF 2:ON	1	-
	URL Information		URLInfo	any (max.128 bytes)		-
Attach Image			AttachMode	1:OFF 2:ON	1	-
E-mail sending by Alarm In		type=ConditionByMotion	Mode	1:OFF 2:ON	1	-
Subject			Subject	any (max.64 bytes)		-
Message			Body	any (max.128 bytes)		-
URL	Send URL		URLMode	1:OFF 2:ON	1	-
	URL Information		URLInfo	any (max.128 bytes)		-
Attach Image			AttachMode	1:OFF 2:ON	1	-

To the next page.

From the last page.

Item	Type	Entry name	Entry value	Std.val	Unit
Attached image size	type=AttachSize	AttachSize	1:160x120 (QQVGA) 2:320x240 (QVGA) 3:640x480 (VGA) 5:1280x960 (SXVGA)	1	-
Always send to administrator e-mail address	type=Recipient	MustSendAdminMode	1:OFF 2:ON	1	-
Send-to mail address -1	type=MailTo-1	RecipientAddr	any (max.64 bytes)		-
Send when Alarm IN		AlarmIn	1:OFF 2:Checked	1	-
Send when Motion detected		Motion	1:OFF 2:Checked	1	-
Send-to mail address -2	type=MailTo-2	RecipientAddr	any (max.64 bytes)		-
Send when Alarm IN		AlarmIn	1:OFF 2:Checked	1	-
Send when Motion detected		Motion	1:OFF 2:Checked	1	-
Send-to mail address -3	type=MailTo-3	RecipientAddr	any (max.64 bytes)		-
Send when Alarm IN		AlarmIn	1:OFF 2:Checked	1	-
Send when Motion detected		Motion	1:OFF 2:Checked	1	-
Send-to mail address -4	type=MailTo-4	RecipientAddr	any (max.64 bytes)		-
Send when Alarm IN		AlarmIn	1:OFF 2:Checked	1	-
Send when Motion detected		Motion	1:OFF 2:Checked	1	-
Send-to mail address -5	type=MailTo-5	RecipientAddr	any (max.64 bytes)		-
Send when Alarm IN		AlarmIn	1:OFF 2:Checked	1	-
Send when Motion detected		Motion	1:OFF 2:Checked	1	-
Send-to mail address -6	type=MailTo-6	RecipientAddr	any (max.64 bytes)		-
Send when Alarm IN		AlarmIn	1:OFF 2:Checked	1	-
Send when Motion detected		Motion	1:OFF 2:Checked	1	-
Send-to mail address -7	type=MailTo-7	RecipientAddr	any (max.64 bytes)		-
Send when Alarm IN		AlarmIn	1:OFF 2:Checked	1	-
Send when Motion detected		Motion	1:OFF 2:Checked	1	-

To the next page.

From the last page.

Item	Type	Entry name	Entry value	Std.val	Unit
Send-to mail address -8	type=MailTo-8	RecipientAddr	any (max.64 bytes)		-
Send when Alarm IN		AlarmIn	1:OFF 2:Checked	1	-
Send when Motion detected		Motion	1:OFF 2:Checked	1	-
Send-to mail address -9	type=MailTo-9	RecipientAddr	any (max.64 bytes)		-
Send when Alarm IN		AlarmIn	1:OFF 2:Checked	1	-
Send when Motion detected		Motion	1:OFF 2:Checked	1	-
Send-to mail address -10	type=MailTo-10	RecipientAddr	any (max.64 bytes)		-
Send when Alarm IN		AlarmIn	1:OFF 2:Checked	1	-
Send when Motion detected		Motion	1:OFF 2:Checked	1	-
Log output control of cgi common to all types		OpeLog	No/Yes [default: Yes] (omissible)	-	-

1.6.3 Output

Code	Status
20	OK
30	InvalidType
31	InvalidEntry

Code	Status
32	InvalidValue
33	InvalidOperand
34	NoEntryData

Code	Status
92	CriticalError

1.6.4 Example

- 1) http://10.1.0.1/api/wbsetcammail.cgi?type=Default
- 2) http://10.1.0.1/api/wbsetcammail.cgi?type=Authentication&Mode=1&SMTPServer=www.hogehoge.com
- 3) http://10.1.0.1/api/wbsetcammail.cgi?type=ConditionByAlarmIn&Mode=1
- 4) http://10.1.0.1/api/wbsetcammail.cgi?type=ConditionByMotion&Mode=2&Subject=Motion&Body=Detection
- 5) http://10.1.0.1/api/wbsetcammail.cgi?type=AttachSize&AttachSize=3
- 6) http://10.1.0.1/api/wbsetcammail.cgi?type=Recipient&MustSendAdminMode=2
- 7) http://10.1.0.1/api/wbsetcammail.cgi?type=MailTo-1&RecipientAddr=hoge@hogehoge.com&AlarmIn=1&Motion=2

1.6.5 Notes

- 1) If only type=<value> is entered and then <entry>=<value> is not entered, no setting is performed. (type=Default is an exception.)
- 2) Multiple type=<value> cannot be enumerated simultaneously. This API must be started for each type.
- 3) When POP3-ID/POP3-Password is specified at type=Authentication, these must be base64-encoded.
- 4) When a blank character is included in <value>, it must be URL-encoded.
- 5) For only entered items, setting is performed. For the other items, their existing values are held.
- 6) When OpeLog=No is entered, a log related to API start/end is not output. When it is omitted, it is regarded as OpeLog=Yes.

1.7 Audio Settings

wbsetcamsound.cgi

1.7.1 Syntax

- 1) `http://<camip>/api/wbsetcamsound.cgi?type=Default`
- 2) `http://<camip>/api/wbsetcamsound.cgi?type=Input[&Mode=<value>][&Level=<value>]`
- 3) `http://<camip>/api/wbsetcamsound.cgi?type=Output[&Mode=<value>][&Level=<value>]`

1.7.2 Input

Item	Type	Entry name	Entry value	Std.val	Unit
Reset to Default	type=Default	-	-	-	-
Audio input	type=Input	Mode	1:OFF 2:ON	1	-
Audio input level		Level	1:HIGH 2:MIDDLE 3:LOW	2	-
Audio output	type=Output	Mode	1:OFF 2:ON	1	-
Audio output level		Level	1:HIGH 2:MIDDLE 3:LOW	2	-
Log output control of cgi common to all types		OpeLog	No/Yes [default: Yes] (omissible)	-	-

1.7.3 Output

Code	Status
20	OK
30	InvalidType
31	InvalidEntry

Code	Status
32	InvalidValue
33	InvalidOperand
34	NoEntryData

Code	Status
92	CriticalError

1.7.4 Example

- 1) `http://10.1.0.1/api/wbsetcamsound.cgi?type=Default`
- 2) `http://10.1.0.1/api/wbsetcamsound.cgi?type=Input&Mode=2&Level=1`
- 3) `http://10.1.0.1/api/wbsetcamsound.cgi?type=Output&Mode=1`

1.7.5 Notes

- 1) If only `type=<value>` is entered and then `<entry>=<value>` is not entered, no setting is performed. (type=Default is an exception.)
- 2) Multiple `type=<value>` cannot be enumerated simultaneously. This API must be started for each type.
- 3) For only entered items, setting is performed. For the other items, their existing values are held.
- 4) When `OpeLog=No` is entered, a log related to API start/end is not output. When it is omitted, it is regarded as `OpeLog=Yes`.

2. PAN/TILT Settings

- `wbsetptbasic.cgi` - Basic Settings
- `wbsetptpreset.cgi` - Preset Settings
- `wbsetptautopatrol.cgi` - Auto Patrol Settings
- `wbpresetapi.cgi` - Easy Preset Operations

wbset pt func .cgi

(1) (2) (3) (4)

- (1) Indicates a setting API.
- (2) Indicates a PAN/TILT type setting API.
- (3) Indicates the function matched to the WEB setting page.
- (4) Every API is started and executed as cgi.

wbpresetapi .cgi

(5) (6)

- (5) Indicates an Easy Preset operation API.
- (6) This API is executed as cgi.

The Pan/Tilt setting API is shown on following pages.

2.1 Basic Settings

wbsetptbasic.cgi

2.1.1 Syntax

- 1) `http://<camip>/api/wbsetptbasic.cgi?type=Default`
- 2) `http://<camip>/api/wbsetptbasic.cgi?type=PTCondition[&ScanSpeed=<value>][&PowerUp=<value>][&...]`
- 3) `http://<camip>/api/wbsetptbasic.cgi?type=AssociationToAlarm[&Mode=<value>][&PTByAlarmIn=<value>][&...]`
- 4) `http://<camip>/api/wbsetptbasic.cgi?type=LeftLimitSetting[&Mode=<value>][&Degree=<value>]`
- 5) `http://<camip>/api/wbsetptbasic.cgi?type=RightLimitSetting[&Mode=<value>][&Degree=<value>]`
- 6) `http://<camip>/api/wbsetptbasic.cgi?type=TopLimitSetting[&Mode=<value>][&Degree=<value>]`
- 7) `http://<camip>/api/wbsetptbasic.cgi?type=BottomLimitSetting[&Mode=<value>][&Degree=<value>]`

2.1.2 Input

Item		Type	Entry name	Entry value	Std.val	Unit
Reset to Default		type=Default	-	-	-	-
Scan Speed		type=PTCondition	ScanSpeed	1:Slow 2:Fast	1	-
Power on default position			PowerUp	1:CENTER 2:HOME 3:SCAN 4:AUTO PATROL	1	-
Freeze Frame			FreezeFrame	1:OFF 2:ON	1	-
Alarm association		type=AssociationToAlarm	Mode	1:OFF 2:Preset 3:Auto Patrol	1	-
Alarm association	Alarm In		PTByAlarmIn	1:OFF 2:checked	1	-
type	Motion		PTByMotion	1:OFF 2:checked	1	-
PresetNumber			PresetNumber	select from 1 to 64	1	-
Resume function			Resume	1:OFF 2:ON	1	-
Resume time			ResumeTime	10/30/60	60	second
Left limit		type=LeftLimitSetting	Mode	1:OFF 2:ON	1	-
Left limit position			Degree	0 - 2640	0	-
Right limit		type=RightLimitSetting	Mode	1:OFF 2:ON	1	-
Right limit position			Degree	0 - 2640	2640	-
Top limit		type=TopLimitSetting	Mode	1:OFF 2:ON	1	-
Top limit position			Degree	0 - 1200	1200	-

To the next page.

From the last page.

Item	Type	Entry name	Entry value	Std.val	Unit
Bottom limit	type=BottomLimitSetting	Mode	1:OFF 2:ON	1	-
Bottom limit position		Degree	0 - 1200	0	-
Log output control of cgi common to all types		OpeLog	No/Yes [default: Yes] (omissible)	-	-

2.1.3 Output

Code	Status
20	OK
30	InvalidType
31	InvalidEntry

Code	Status
32	InvalidValue
33	InvalidOperand
34	NoEntryData

Code	Status
92	CriticalError

2.1.4 Example

- 1) http://10.1.0.1/api/wbsetptbasic.cgi?type=Default
- 2) http://10.1.0.1/api/wbsetptbasic.cgi?type=PTCondition&ScanSpeed=2&PowerUp=4&FreezeActivity=2
- 3) http://10.1.0.1/api/wbsetptbasic.cgi?type=AssociationToAlarm&Mode=2&PTByMotion=2&PresetNumber=33&Resume=1
- 4) http://10.1.0.1/api/wbsetptbasic.cgi?type=LeftLimitSetting&Mode=2&Degree=175
- 5) http://10.1.0.1/api/wbsetptbasic.cgi?type=RightLimitSetting&Mode=1
- 6) http://10.1.0.1/api/wbsetptbasic.cgi?type=TopLimitSetting&Mode=2&Degree=175
- 7) http://10.1.0.1/api/wbsetptbasic.cgi?type=BottomLimitSetting&Mode=1

2.1.5 Notes

- 1) If only type=Set is entered and then <entry>=<value> is not entered, no setting is performed. (type=Default is an exception.)
- 2) Multiple type=<value> cannot be enumerated simultaneously. This API must be started for each type.
- 3) For only entered items, setting is performed. For the other items, their existing values are held.
- 4) When OpeLog=No is entered, a log related to API start/end is not output. When it is omitted, it is regarded as OpeLog=Yes.
- 5) Setting values of "Degree" is defined in *Appendix.C*.

2.2 Preset Settings

wbsetptpreset.cgi

2.2.1 Syntax

- 1) http://<camip>/api/wbsetptpreset.cgi?type=Default
- 2) http://<camip>/api/wbsetptpreset.cgi?type=PresetNumber-1[&PresetName=<value>][&PanPostion=<value>][&...]
.....
- 3) http://<camip>/api/wbsetptpreset.cgi?type=PresetNumber-64[&PresetName=<value>][&PanPostion=<value>][&...]

2.2.2 Input

Item	Type	Entry name	Entry value	Std.val	Unit
Reset to Default	type=Default	-	-	-	-
Preset name	type=PresetNumber-1	PresetName	any (max.12 bytes)		-
Pan position		PanPosition	0 - 2640/32767	32767	degree
Tilt position		TiltPosition	0 - 1200/32767	32767	degree
Zoom position		ZoomPosition	0 - 5		-
.....					
Preset name	type=PresetNumber-64	PresetName	any (max.12 bytes)		-
Pan position		PanPosition	0 - 2640/32767	32767	degree
Tilt position		TiltPosition	0 - 1200/32767	32767	degree
Zoom position		ZoomPosition	0 - 5		-
Log output control of cgi common to all types			OpeLog	No/Yes [default: Yes] (omissible)	-

2.2.3 Output

Code	Status
20	OK
30	InvalidType
31	InvalidEntry

Code	Status
32	InvalidValue
33	InvalidOperand
34	NoEntryData

Code	Status
92	CriticalError

2.2.4 Example

- 1) http://10.1.0.1/api/wbsetptpreset.cgi?type=Default
- 2) http://10.1.0.1/api/wbsetptpreset.cgi?type=PresetNumber-1&PresetName=One%20Ein

2.2.5 Note

- 1) If only type=Set is entered and then <entry>=<value> is not entered, no setting is performed. (type=Default is an exception.)

- 2) Multiple type=<value> cannot be enumerated simultaneously. This API must be started for each type.
- 3) For only entered items, setting is performed. For the other items, their existing values are held.
- 4) When OpeLog=No is entered, a log related to API start/end is not output. When it is omitted, it is regarded as OpeLog=Yes.
- 5) Setting values of "PanPosition" and "TiltPosition" is defined in *Appendix.C*.
- 6) This API defines preset number by indicating both Pan and Tilt positions. This function is different from "webpresetapi.cgi" which sets current position as assigned preset number.

2.3 Auto Patrol Settings

wbsetptautopatrol.cgi

2.3.1 Syntax

- 1) `http://<camip>/api/wbsetptautopatrol.cgi?type=Default`
- 2) `http://<camip>/api/wbsetptautopatrol.cgi?type=StayTime[&StayTime=<value>]`
- 3) `http://<camip>/api/wbsetptautopatrol.cgi?type=AutoPatrolStopNumber[&PresetNumber-1=<value>][&PresetNumber-2=<value>][&...]`

2.3.2 Input

Item	Type	Entry name	Entry value	Std.val	Unit
Reset to Default	type=Default	-	-	-	-
Auto patrol stop time	type=StayTime	StayTime	1/2/5/10	1	minute
Preset number -1	type=AutoPatrolStopNumber	PresetNumber-1	1:OFF 2:Checked	1	-
.....			
Preset number -64		PresetNumber-64	1:OFF 2:Checked	1	-
Log output control of cgi common to all types		OpeLog	No/Yes [default: Yes] (omissible)	-	-

2.3.3 Output

Code	Status
20	OK
30	InvalidType
31	InvalidEntry

Code	Status
32	InvalidValue
33	InvalidOperand
34	NoEntryData

Code	Status
92	CriticalError

2.3.4 Example

- 1) `http://10.1.0.1/api/wbsetptautopatrol.cgi?type=Default`
- 2) `http://10.1.0.1/api/wbsetptautopatrol.cgi?type=StayTime&StayTime=10`
- 3) `http://10.1.0.1/api/wbsetptautopatrol.cgi?type=AutoPatrolStopNumber&PresetNumber-1=2&PresetNumber-33=2`

2.3.5 Note

- 1) If only `type=<value>` is entered and then `<entry>=<value>` is not entered, no setting is performed. (type=Default is an exception.)
- 2) Multiple `type=<value>` cannot be enumerated simultaneously. This API must be started for each type.
- 3) For only entered items, setting is performed. For the other items, their existing values are held.
- 4) When `OpeLog=No` is entered, a log related to API start/end is not output. When it is omitted, it is regarded as `OpeLog=Yes`.

2.4 Easy Preset Assignment

wbpresetapi.cgi

2.4.1 Syntax

- 1) `http://<camip>/api/wbpresetapi.cgi?cont_4=<PresetID>&savesysvar`
- 2) `http://<camip>/api/wbpresetapi.cgi?cont_4=<PresetID>&<presetnameID>=<value>&savesysvar`

2.4.2 Input

Item	Entry name	Entry value	Std.val	Unit
Preset ID for registration	cont_4	<presetID>	-	-
Preset name for registration	<presetnameID>	any (max. 12 bytes)	-	-
Save this preset information	savesysvar	-	-	-
Log output control of cgi common to all types	OpeLog	No/Yes [default: Yes] (omissible)	-	-

<presetID> is determined by the following method:

$\text{<presetID>} = 512 + \text{<presetNumber>}$

For example, to assign Preset Number 1, the parameter would be 'cont_4=513'

Next, the indication of the <presetnameID> is shown.

presetname_<n>, where <n> is the Preset Number (<n>:1-64)

For example, to name Preset Number 2, type 'presetname_2=name'.

2.4.3 Output

Code	Status
20	OK
30	InvalidType
31	InvalidEntry

Code	Status
32	InvalidValue
33	InvalidOperand
34	NoEntryData

Code	Status
92	CriticalError

2.4.4 Example

- 1) `http://10.1.0.1/api/wbpresetapi.cgi?cont_4=513&savesysvar`
- 2) `http://10.1.0.1/api/wbpresetapi.cgi?cont_4=513&presetname_1=Garage%20A&savesysvar`

2.4.5 Note

- 1) This API defines the location where the IK-WB15A is currently facing as preset position.
- 2) If given such as 'http://10.1.0.1/api/wbpresetapi.cgi?cont_4=514&presetname_9=Garage%20A&savesysvar', current position is set to preset #2, and preset #9 is named 'Garage A'.

2.5 Easy Preset Deletion

wbpresetapi.cgi

2.5.1 Syntax

- 1) `http://<camip>/api/wbpresetapi.cgi?cont 4=<PresetID>&savesysvar`
- 2) `http://<camip>/api/wbpresetapi.cgi?cont 4=<PresetID>&<presetnameID>=<value>&savesysvar`

2.5.2 Input

Item	Entry name	Entry value	Std.val	Unit
Preset ID for deletion	cont_4	<presetID>	-	-
Preset name for deletion	<presetnameID>	any (max. 12 bytes)	-	-
Save this preset information	savesysvar	-	-	-
Log output control of cgi common to all types	OpeLog	No/Yes [default: Yes] (omissible)	-	-

<presetID> is determined by the following method:

$$\text{<presetID>} = 768 + \text{<PresetNumber>}$$

For example, to delete Preset Number 1, the parameter would be 'cont_4=769

Next, indication of the <presetnameID> is shown.

presetname_<n> where <n> is the Preset Number. (<n>:1-64)

When deleting "Position Name" of Preset Number-2, the parameter of 'presetname_2=' has to be given.

2.5.3 Output

Code	Status
20	OK
30	InvalidType
31	InvalidEntry

Code	Status
32	InvalidValue
33	InvalidOperand
34	NoEntryData

Code	Status
92	CriticalError

2.5.4 Example

- 1) `http://10.1.0.1/api/wbpresetapi.cgi?cont 4=769&savesysvar`
- 2) `http://10.1.0.1/api/wbpresetapi.cgi?cont 4=769&presetname_1=&savesysvar`

2.5.5 Note

- 1) This API deletes assigned "Preset Number" and/or "Position Name" without giving caution.
- 2) If given such as 'http://10.1.0.1/api/wbpresetapi.cgi?cont_4=770&presetname_9=&savesysvar', the position of preset #2 will be deleted, and "Position Name" of preset #9 will be gone.

2.6 Easy collective Preset Name assignment

wbpresetapi.cgi

2.6.1 Syntax

- 1) `http://<camip>/api/wbpresetapi.cgi?[presetname_1=<value>][&presetname_2=<value>][&...]&savesysvar`

2.6.2 Input

Item	Entry name	Entry value	Std.val	Unit
Preset name of #1	presetname_1	any (max. 12 bytes)	-	-
...				
Preset name of #64	presetname_64	any (max. 12 bytes)	-	-
Save this preset information	savesysvar	-	-	-
Log output control of cgi common to all types	OpeLog	No/Yes [default: Yes] (omissible)	-	-

2.6.3 Output

Code	Status
20	OK
30	InvalidType
31	InvalidEntry

Code	Status
32	InvalidValue
33	InvalidOperand
34	NoEntryData

Code	Status
92	CriticalError

2.6.4 Example

- 1) `http://10.1.0.1/api/wbpresetapi.cgi?presetname_1=Neighbor#1&presetname_2=Garage&presetname_55=Wall&savesysvar`
- 2) `http://10.1.0.1/api/wbpresetapi.cgi?presetname_33=ParkingArea&savesysvar`

2.6.5 Note

- 1) The position name can be specified at random.
- 2) The Position Name which is not specified by this API will remain unchanged.

2.7 Easy Preset Move

wbpresetapi.cgi

2.7.1 Syntax

- 1) `http://<camip>/api/wbpresetapi.cgi?cont_4=<presetID>`

2.7.2 Input

Item	Entry name	Entry value	Std.val	Unit
Preset Number where to go to	cont_4	<presetID>	-	-
Log output control of cgi common to all types	OpeLog	No/Yes [default: Yes] (omissible)	-	-

<presetID> is determined by the following method:

$$\text{<presetID>} = 256 + \text{<presetNumber>}$$

For example, to go to Preset Number 1, the parameter would be 'cont_4=257'

2.7.3 Output

Code	Status
20	OK
30	InvalidType
31	InvalidEntry

Code	Status
32	InvalidValue
33	InvalidOperand
34	NoEntryData

Code	Status
92	CriticalError

2.7.4 Example

- 1) `http://10.1.0.1/api/wbpresetapi.cgi?cont_4=257`

2.7.5 Note

N/A

3. Network Settings

- `wbsetnwkbasic.cgi` - Basic Settings
- `wbsetnwkbandwidth.cgi` - Bandwidth Control Settings
- `wbsetnwkdns.cgi` - DDNS Settings
- `wbsetnwkickserver.cgi` - FTP Server Settings

wbset nwk func .cgi

(1) (2) (3) (4)

- (1) Indicates a setting API.
- (2) Indicates a network type setting API.
- (3) Indicates the function matched to the WEB setting page.
- (4) Every API is started and executed as cgi.

On and after the next page, the network setting API is shown.

3.1 Basic Settings

wbsetnwkbasic.cgi

3.1.1 Syntax

- 1) http:<camip>/api/wbsetnwkbasic.cgi?type=Default
- 2) http:<camip>/api/wbsetnwkbasic.cgi?type=Set[&CameraName=<value>][&DHCPMode=<value>][&...]

3.1.2 Input

Item	Type	Entry name	Entry value	Std.val	Unit
Reset to Default	type=Default	-	-	-	-
Camera name	type=Set	CameraName	any	Nwcam15	-
DHCP		DHCPMode	1:OFF 2:ON	2	-
IP address		IPAddress	Dot-notation(n.n.n.n,0<=n<=255)		-
Subnet mask		SubnetMask	Dot-notation(n.n.n.n,0<=n<=255)		-
Default gateway		DefaultGateway	Dot-notation(n.n.n.n,0<=n<=255)		-
Primary DNS		PrimaryDNS	Dot-notation(n.n.n.n,0<=n<=255)		-
Secondary DNS		SecondaryDNS	Dot-notation(n.n.n.n,0<=n<=255)		-
Auto camera detection		CameraAutoDetection	1:OFF 2:ON	1	-
HTTP port number		HTTPPortNumber	80/1025-65535	80	-
Network Host Name		HostName	any	-	-
Network Domain Name(Prefix)		DomainName	any	-	-
DNS Update function		DNSUpdate	1:OFF 2:ON	1	-
DHCP Option function		DHCPOption	1:OFF 2:ON	1	-
Camera rebooting control of cgi common to all types		Reboot	No/Yes [default: No] (omissible)	-	-
Log output control of cgi common to all types	OpeLog	No/Yes [default: Yes] (omissible)	-	-	

3.1.3 Output

Code	Status
20	OK
30	InvalidType
31	InvalidEntry

Code	Status
32	InvalidValue
33	InvalidOperand
34	NoEntryData

Code	Status
92	CriticalError

3.1.4 Example

- 1) `http://10.1.0.1/api/wbsetnwkbasic.cgi?type=Default`
- 2) `http://10.1.0.1/api/wbsetnwkbasic.cgi?type=Set&DHCPMode=2&Reboot=Yes`

3.1.5 Notes

- 1) If only `type=<value>` is entered and then `<entry>=<value>` is not entered, no setting is performed. (`type=Default` is an exception.)
- 2) Multiple `type=<value>` cannot be enumerated simultaneously. This API must be started for each type.
- 3) When a blank character is included in `<value>`, it must be URL-encoded.
- 4) For only entered items, setting is performed. For the other items, their existing values are held.
- 5) When `OpeLog=No` is entered, a log related to API start/end is not output. When it is omitted, it is regarded as `OpeLog=Yes`.
- 6) To validate a setting by this API, the camera must be rebooted.**
- 7) When `Reboot=Yes` is entered and setting can be performed according to other entered value, the camera performs reboot processing as it is. Accordingly, the client may not receive "20 OK\r\n" being a normal termination status.
- 8) When `Reboot=No` is entered and the basic settings of the network are performed, reboot the camera by `wbsetcamreboot.cgi` or turn on/off the power supply of the camera after starting this API.
- 9) If only "Camera name" is set by this API and the other items are not changed at all, it is not necessary to reboot the camera as a camera reboot exception.

3.2 Bandwidth Control Settings

wbsetnwkbandwidth.cgi

3.2.1 Syntax

- 1) `http://<camip>/api/wbsetnwkbandwidth.cgi?type=Default`
- 2) `http://<camip>/api/wbsetnwkbandwidth.cgi?type=Set[&Mode=<value>][&Numeric=<value>][&BandWidth=<value>]`

3.2.2 Input

Item	Type	Entry name	Entry value	Std.val	Unit
Reset to Default	type=Default	-	-	-	-
Function	type=Set	Mode	1:OFF 2:ON	1	-
Band numeric		Numeric	any (0<n<=102400)	100	-
Band unit		BandWidth	1:Kbit/S 2:Mbit/S	2	-
Log output control of cgi common to all types		OpeLog	No/Yes [default: Yes] (omissible)	-	-

3.2.3 Output

Code	Status
20	OK
30	InvalidType
31	InvalidEntry

Code	Status
32	InvalidValue
33	InvalidOperand
34	NoEntryData

Code	Status
92	CriticalError

3.2.4 Example

- 1) `http://10.1.0.1/api/wbsetnwkbandwidth.cgi?type=Default`
- 2) `http://10.1.0.1/api/wbsetnwkbandwidth.cgi?type=Set&Mode=2&Numeric=256&BandWidth=1`

3.2.5 Notes

- 1) If only type=<value> is entered and then <entry>=<value> is not entered, no setting is performed. (type=Default is an exception.)
- 2) Multiple type=<value> cannot be enumerated simultaneously. This API must be started for each type.
- 3) For only entered items, setting is performed. For the other items, their existing values are held.
- 4) When OpeLog=No is entered, a log related to API start/end is not output. When it is omitted, it is regarded as OpeLog=Yes.

3.3 DDNS Settings

wbsetnwkdns.cgi

3.3.1 Syntax

- 1) `http://<camip>/api/wbsetnwkdns.cgi?type=Default`
- 2) `http://<camip>/api/wbsetnwkdns.cgi?type=Set[&Mode=<value>][&Server=<value>][&...]`

3.3.2 Input

Item	Type	Entry name	Entry value	Std.val	Unit
Reset to Default	type=Default	-	-	-	-
DDNS mode	type=Set	Mode	1:OFF 2:ON	1	-
DDNS server		Server	any (max.128 bytes)		-
User ID		UserID	any (max.32 bytes)		-
Password		Password	any (max.32 bytes)		-
Log output control of cgi common to all types		OpeLog	No/Yes [default: Yes] (omissible)	-	-

3.3.3 Output

Code	Status
32	OK
30	InvalidType
31	InvalidEntry

Code	Status
32	InvalidValue
33	InvalidOperand
34	NoEntryData

Code	Status
92	CriticalError

3.3.4 Example

- 1) `http://10.1.0.1/api/wbsetnwkdns.cgi?type=Default`
- 2) `http://10.1.0.1/api/wbsetnwkdns.cgi?type=Set&Mode=2&UserID=<base64enc>&Password=<base64enc>`

3.3.5 Notes

- 1) If only `type=<value>` is entered and then `<entry>=<value>` is not entered, no setting is performed. (type=Default is an exception.)
- 2) Multiple `type=<value>` cannot be enumerated simultaneously. This API must be started for each type.
- 3) When LoginID/Password is specified, these must be base64-encoded.
- 4) When a blank character is included in `<value>`, it must be URL-encoded.
- 5) For only entered items, setting is performed. For the other items, their existing values are held.
- 6) When `OpeLog=No` is entered, a log related to API start/end is not output. When it is omitted, it is regarded as `OpeLog=Yes`.

3.4 FTP Server Settings

wbsetnwftpserver.cgi

3.4.1 Syntax

- 1) `http://<camip>/api/wbsetnwftpserver.cgi?type=Default`
- 2) `http://<camip>/api/wbsetnwftpserver.cgi?type=Set[&Mode=<value>][&LoginID=<value>][&...]`

3.4.2 Input

Item	Type	Entry name	Entry value	Std.val	Unit
Reset to Default	type=Default	-	-	-	-
FTP function	type=Set	Mode	1:OFF 2:ON	1	-
Login name		LoginID	any (max.32 bytes)	root	-
Password		Password	any (max.32 bytes)	ikwb	-
Max simultaneous connections		MaxConnection	1-10	1	-
Log output control of cgi common to all types		OpeLog	No/Yes [default: Yes] (omissible)	-	-

3.4.3 Output

Code	Status
20	OK
30	InvalidType
31	InvalidEntry

Code	Status
32	InvalidValue
33	InvalidOperand
34	NoEntryData

Code	Status
92	CriticalError

3.4.4 Example

- 1) `http://10.1.0.1/api/wbsetnwftpserver.cgi?type=Default`
- 2) `http://10.1.0.1/api/wbsetnwftpserver.cgi?type=Set&Mode=2&LoginID=<base64enc>&Password=<base64enc>&MaxConnection=5`

3.4.5 Notes

- 1) If only type=<value> is entered and then <entry>=<value> is not entered, no setting is performed. (type=Default is an exception.)
- 2) Multiple type=<value> cannot be enumerated simultaneously. This API must be started for each type.
- 3) When LoginID/Password is specified at type=Server-1/2, these must be base64-encoded.
- 4) When a blank character is included in <value>, it must be URL-encoded.
- 5) For only entered item, setting is performed. For the other items, their existing values are held.
- 6) When OpeLog=No is entered, a log related to API start/end is not output. When it is omitted, it is regarded as OpeLog=Yes.

4. Multi-Screen Display Settings

- `wbsetmultiscreen.cgi` - Multi-Screen Display Settings

wbset multi func .cgi

(1) (2) (3) (4)

- (1) Indicates a setting API.
- (2) Indicates a multi-screen display type setting API.
- (3) Indicates the function matched to the WEB setting page.
- (4) Every API is started and executed as cgi.

On and after the next page, the network setting API is shown.

4.1 Multi-Screen Display Settings

wbsetmultiscreen.cgi

4.1.1 Syntax

- 1) http://<camip>/api/wbsetmultiscreen.cgi?type=Default
- 2) http://<camip>/api/wbsetmultiscreen.cgi?type=DisplayMode[&Mode=<value>]
- 3) http://<camip>/api/wbsetmultiscreen.cgi?type=Camera-1[&Name=<value>][&Addr=<value>][&...]
-
- 4) http://<camip>/api/wbsetmultiscreen.cgi?type=Camera-30[&Name=<value>][&Addr=<value>][&...]

4.1.2 Input

Item		Type	Entry name	Entry value	Std.val	Unit
Reset to Default		type=Default	-	-	-	-
Multi-Screen display mode		type=DisplayMode	Mode	1:OFF 2:ON	1	-
Set enable my camera on multi-screen		type=MyCameraInfo	Selection	1:OFF 2:Checked	2	-
Added camera -1	Name	Camera-1	Name	any (max.64 bytes)		-
	Access		Addr	any (max.128 bytes)		-
	HTTP port number		HTTPEndPointNumber	80/1025-65535	80	-
	Type		Kind	Should be ignored	-	-
	Enable on multi-screen		Selection	1:OFF 2:Checked	1	-
.....						
Added camera -30	Name	Camera-30	Name	any (max.64 bytes)		-
	Access		Addr	any (max.128 bytes)		-
	HTTP port number		HTTPEndPointNumber	80/1025-65535	80	-
	Type		Kind	Should be ignored	-	-
	Enable on multi-screen		Selection	1:OFF 2:Checked	1	-
Log output control of cgi common to all types			Opelog	No/Yes [default: Yes] (omissible)	-	-

4.1.3 Output

Code	Status
20	OK
30	InvalidType
31	InvalidEntry

Code	Status
32	InvalidValue
33	InvalidOperand
34	NoEntryData

Code	Status
92	CriticalError

4.1.4 Example

- 1) <http://10.1.0.1/api/wbsetmultiscreen.cgi?type=Default>
- 2) <http://10.1.0.1/api/wbsetmultiscreen.cgi?type=DisplayMode&Mode=2>
- 3) <http://10.1.0.1/api/wbsetmultiscreen.cgi?type=Camera-23&Name=HarryGayer>

4.1.5 Note

- 1) If only type=<value> is entered and then <entry>=<value> is not entered, no setting is performed. (type=Default is an exception.)
- 2) Multiple type=<value> cannot be enumerated simultaneously. This API must be started for each type.
- 3) For only entered items, setting is performed. For the other items, their existing values are held.
- 4) When a blank character is included in <value>, it must be URL-encoded.
- 5) When OpeLog=No is entered, a log related to API start/end is not output. When it is omitted, it is regarded as OpeLog=Yes.

5. Administrator Functions

- `wbsetadminuserinfo.cgi` - Uer Login Restriction
- `wbsetadminuserfunctions.cgi` - User Operation Restriction Control
- `wbsetadminTaD.cgi` - NTP Settings
- `wbsetadmintime.cgi` - Set Time Manually
- `wbsetadminsetdefault.cgi` - Reset All Camera Informations to Default
- `wbsetadmincamreboot.cgi` - Reboot Camera

wbset admin func .cgi

(1) (2) (3) (4)

- (1) Indicates a setting API.
- (2) Indicates an administrator's API.
- (3) Indicates the function matched to the WEB setting page.
- (4) Every API is started and executed as cgi.

On and after the next page, the network setting API is shown.

5.1 User Login Restriction

wbsetadminuserinfo.cgi

5.1.1 Syntax

- 1) `http://<camip>/api/wbsetadminuserinfo.cgi?type=Default[&Reboot=<value>]`
- 2) `http://<camip>/api/wbsetadminuserinfo.cgi?type=Set[&LoginRestriction=<value>]`

5.1.2 Input

Item	Type	Entry name	Entry value	Std.val	Unit
Reset to Default	type=Default	-	-	-	-
Login restriction	type=Set	LoginRestriction	1:OFF 2:ON	2	-
Camera rebooting control of cgi common to all types		Reboot	No/Yes [default: No] (omissible)	-	-
Log output control of cgi common to all types		OpeLog	No/Yes [default: Yes] (omissible)	-	-

5.1.3 Output

Code	Status
20	OK
30	InvalidType
31	InvalidEntry

Code	Status
32	InvalidValue
33	InvalidOperand
34	NoEntryData

Code	Status
92	CriticalError

5.1.4 Example

- 1) `http://10.1.0.1/api/wbsetadminuserinfo.cgi?type=Default&Reboot=Yes`
- 2) `http://10.1.0.1/api/wbsetadminuserinfo.cgi?type=Set&LoginRestriction=2&Reboot=Yes`

5.1.5 Notes

- 1) If only type=<value> is entered and then <entry>=<value> is not entered, no setting is performed. (type=Default is an exception.)
- 2) Multiple type=<value> cannot be enumerated simultaneously. This API must be started for each type.
- 3) For only entered items, setting is performed. For the other items, their existing values are held.
- 4) When OpeLog=No is entered, a log related to API start/end is not output. When it is omitted, it is regarded as OpeLog=Yes.
- 5) To validate a setting by this API, the camera must be rebooted.**
- 6) When Reboot=Yes is entered and setting can be performed according to other entered value, the camera performs reboot processing as it is. Accordingly, the client may not receive "20 OK\r\n" being a normal termination status.
- 7) When Reboot=No is entered, reboot the camera by wbsetcamreboot.cgi or turn on/off the power supply of the camera after starting this API.

5.2 User Operation Restriction Control

wbsetadminuserfunctions.cgi

5.2.1 Syntax

- 1) `http://<camip>/api/wbsetadminuserfunctions.cgi?type=Default`
- 2) `http://<camip>/api/wbsetadminuserfunctions.cgi?type=FunctionRestriction[&Mode=<value>]`
- 3) `http://<camip>/api/wbsetadminuserfunctions.cgi?type=Function[&Resolution=<value>][&CompressionRatio=<value>][&...]`

5.2.2 Input

Item	Type	Entry name	Entry value	Std.val	Unit
Reset to Default	type=Default	-	-	-	-
User Operation Restriction	type=FunctionRestriction	Mode	1:OFF 2:ON	1	-
Resolution change	type=Function	Resolution	1:disable 2:enable	1	-
Compression ratio change		CompressionRatio	1:disable 2:enable	1	-
Brightness adjustment change		AEControl	1:disable 2:enable	1	-
Mounting method change		Mounting	1:disable 2:enable	1	-
Auto B/W change		AutoBW	1:disable 2:enable	1	-
White Balance(WB) change		WhiteBalance	1:disable 2:enable	1	-
WB manual GAIN change		WBManualGain	1:disable 2:enable	1	-
AWB offset change		AWBOffset	1:disable 2:enable	1	-
AWB range change		AWBRange	1:disable 2:enable	1	-
Auto gain control change		AutoGainControl	1:disable 2:enable	1	-
Slow shutter change		SlowShutterMax	1:disable 2:enable	1	-
Backlight compensation change		BackLightCompensation	1:disable 2:enable	1	-
Sharpness change		Sharpness	1:disable 2:enable	1	-
Color difference GAIN change		Gain	1:disable 2:enable	1	
Noise reduction change		NoiseReduction	1:disable 2:enable	1	
Zoom operation	Zoom	1:disable 2:enable	1		

To the next page.

From the last page.

Item	Type	Entry name	Entry value	Std.val	Unit
Audio -receive from camera- operation	(type=Function)	Audio	1:disable 2:enable	1	
Image save operation		PictureSaving	1:disable 2:enable	1	
PAN/TILT operation		PanTilt	1:disable 2:enable	1	
Auto patrol operation		AutoPatrol	1:disable 2:enable	1	
Scanning operation		Scan	1:disable 2:enable	1	
Preset operation		Preset	1:disable 2:enable	1	
Alarm replay operation		PlayAlarm	1:disable 2:enable	1	
Normal replay operation		PlayNormal	1:disable 2:enable	1	
Ext Control In replay operation		PlayControl	1:disable 2:enable	1	
Log output control of cgi common to all types		OpeLog	No/Yes [default: Yes] (omissible)	-	-

5.2.3 Output

Code	Status
20	OK
30	InvalidType
31	InvalidEntry

Code	Status
32	InvalidValue
33	InvalidOperand
34	NoEntryData

Code	Status
92	CriticalError

5.2.4 Example

- 1) <http://10.1.0.1/api/wbsetadminuserfunctions.cgi?type=Default>
- 2) <http://10.1.0.1/api/wbsetadminuserfunctions.cgi?type=FunctionRestiction?Mode=2>
- 3) <http://10.1.0.1/api/wbsetadminuserfunctions.cgi?type=Function&Resolution=3&CompressionRatio=5&AECControl=-19>

5.2.5 Notes

- 1) If only type=<value> is entered and then <entry>=<value> is not entered, no setting is performed. (type=Default is an exception.)
- 2) Multiple type=<value> cannot be enumerated simultaneously. This API must be started for each type.
- 3) For only entered items, setting is performed. For the other items, their existing values are held.
- 4) When OpeLog=No is entered, a log related to API start/end is not output. When it is omitted, it is regarded as OpeLog=Yes.

5.3 NTP Settings

wbsetadminTaD.cgi

5.3.1 Syntax

- 1) `http://<camip>/api/wbsetadminTaD.cgi?type=Default`
- 2) `http://<camip>/api/wbsetadminTaD.cgi?type=TimeZone[&Location=<value>]`
- 3) `http://<camip>/api/wbsetadminTaD.cgi?type=NTP[&Mode=<value>][&Server=<value>][&AdjustingCycle=<value>]`
- 4) `http://<camip>/api/wbsetadminTaD.cgi?type=DaylightSaving[&Mode=<value>]`

5.3.2 Input

Item	Type	Entry name	Entry value	Std.val	Unit
Reset to Default	type=Default	-	-	-	-
Time zone	type=TimeZone	Location	-12 - +12	-7	hour
Using NTP	type=NTP	Mode	1:OFF 2:ON	1	-
NTP Server name		Server	any (max.64 bytes)	-	-
Adjusting Cycle		AdjustingCycle	1:On camera boot and 24-hour priod 2:On camera boot and 12-hour priod 3:On camera boot and 6-hour priod 4:On camera boot and 1-hour priod	1	-
Daylight Saving	type=DaylightSaving	Mode	1:OFF 2:ON	1	-
Log output control of cgi common to all types		OpeLog	No/Yes [default: Yes] (omissible)	-	-

5.3.3 Output

Code	Status
20	OK
30	InvalidType
31	InvalidEntry

Code	Status
32	InvalidValue
33	InvalidOperand
34	NoEntryData

Code	Status
92	CriticalError

5.3.4 Example

- 1) `http://10.1.0.1/api/wbsetadminTaD.cgi?type=Default`
- 2) `http://10.1.0.1/api/wbsetadminTaD.cgi?type=TimeZone&Location=-8`
- 3) `http://10.1.0.1/api/wbsetadminTaD.cgi?type=NTP&Mode=2&Server=ntp.hoge.com&AdjustingCycle=2`
- 4) `http://10.1.0.1/api/wbsetadminTaD.cgi?type=DaylightSaving&Mode=2`

5.3.5 Notes

- 1) If only type=NTP is entered and then <entry>=<value> is not entered, no setting is performed.
- 2) Multiple type=<value> cannot be enumerated simultaneously. This API must be started for each type.
- 3) For only entered items, setting is performed. For the other items, their existing values are held.
- 4) When OpeLog=No is entered, a log related to API start/end is not output. When it is omitted, it is regarded as OpeLog=Yes.

5.4 Set Time Manually

wbsetadmintime.cgi

5.4.1 Syntax

- 1) `http://<camip>/api/wbsetadmintime.cgi?type=Set&Year=<value>&Month=<value>&Day=<value>&Hour=<value>&Minute=<value>&Second=<value>`

5.4.2 Input

Item	Type	Entry name	Entry value	Std.val	Unit
Year	type=Set	Year	5 - 29	-	year
Month		Month	1 - 12		month
Day		Day	1 - 31	-	day
Hour		Hour	0 - 23	-	hour
Minute		Minute	0 - 59	-	minute
Second		Second	0 - 59	-	second
Log output control of cgi common to all types		OpeLog	No/Yes [default: Yes] (omissible)	-	-

5.4.3 Output

Code	Status
20	OK
30	InvalidType
31	InvalidEntry

Code	Status
32	InvalidValue
33	InvalidOperand
34	NoEntryData

Code	Status
92	CriticalError

5.4.4 Example

- 1) `http://10.1.0.1/api/wbsetadmintime.cgi?type=Set&Year=5&Month=9&Day=10&Hour=1&Minute=16&Second=17`

5.4.5 Notes

- 1) All `<entry>=<value>` are recommended.
- 2) Multiple `type=<value>` cannot be enumerated simultaneously. This API must be started for each type.
- 3) API 'wbgetadmintime.cgi' can get current time and date of camera.
- 4) When `OpeLog=No` is entered, a log related to API start/end is not output. When it is omitted, it is regarded as `OpeLog=Yes`.

5.5 Reset All Camera Informations to Default

wbsetadminsetdefault.cgi

5.5.1 Syntax

- 1) `http://<camip>/api/wbsetadminsetdefault.cgi?type=Default`

5.5.2 Input

Item	Type	Entry name	Entry value	Std.val	Unit
Reset to Default	type=Default	-	-	-	-
Log output control of cgi common to all types		OpeLog	No/Yes [default: Yes] (omissible)	-	-

5.5.3 Output

Code	Status
20	OK
30	InvalidType
31	InvalidEntry

Code	Status
32	InvalidValue
33	InvalidOperand
34	NoEntryData

Code	Status
92	CriticalError

5.5.4 Example

- 1) `http://10.1.0.1/api/wbsetadminsetdefault.cgi?type=Default`

5.5.5 Notes

- 1) Reset all the camera information to the factory-set status provided at delivery from the factory.
- 2) Because the network information is changed, the client may not receive the normal termination status "20 OK\r\n" at completion of this API execution.
- 3) If any error is found in an input parameter to the API, the camera information is not reset to the factory-set status provided at delivery from the factory. Accordingly, the client can receive all the status described in the output.
- 4) It may take about 30 seconds to complete the operation.**
- 5) After completion of the operation, the camera is not rebooted automatically. The power supply of the camera must be turned on/off or the camera must be separately rebooted by `wbsetadmincamreboot.cgi`.
- 6) Inside the camera, the information is reset to the factory-set status provided at delivery step by step. For details, refer to **Appendix.B**.

5.6 Reboot Camera

wbsetadmincamreboot.cgi

5.6.1 Syntax

- 1) `http://<camip>/api/wbsetadmincamreboot.cgi?type=Reboot`

5.6.2 Input

Item	Type	Entry name	Entry value	Std.val	Unit
Reboot Camera	type=Reboot	-	-	-	-
Log output control of cgi common to all types		OpeLog	No/Yes [default: Yes] (omissible)	-	-

5.6.3 Output

Code	Status
20	OK
30	InvalidType
31	InvalidEntry

Code	Status
32	InvalidValue
33	InvalidOperand
34	NoEntryData

Code	Status
92	CriticalError

5.6.4 Example

- 1) `http://10.1.0.1/api/wbsetadmincamreboot.cgi?type=Reboot`

5.6.5 Notes

- 1) Reboot the camera.
- 2) The client may not receive the normal termination status "20 OK\r\n" at completion of this API execution.
- 3) If an error is found in an input parameter to the API, the camera is not rebooted. Accordingly, the client can receive all the status described in the output.

6. Log Management

- `wbsetlogconditions.cgi` - Filter Settings
- `wbsetlogclear.cgi` - Clear Logs

wbset log func .cgi

(1) (2) (3) (4)

- (1) Indicates a setting API.
- (2) Indicates a log management API.
- (3) Indicates the function matched to the WEB setting page.
- (4) Every API is started and executed as cgi.

On and after the next page, the network setting API is shown.

6.1 Filter Settings

wbsetlogconditions.cgi

6.1.1 Syntax

- 1) `http://<camip>/api/wbsetlogconditions.cgi?type=Default`
- 2) `http://<camip>/api/wbsetlogconditions.cgi?type=Set[&Display=<value>][&Filter=<value>][&...]`

6.1.2 Input

Item	Type	Entry name	Entry value	Std.val	Unit
Reset to Default	type=Default	-	-	-	-
Display mode	type=Set	Display	1:Display all 2:Set conditions	1	-
Display condition settings		Filter	1:Number of logs 2:Keyword 3:Indicate time and date	1	-
Display Most recent/Old		Which	1:Most recent 2:Old	1	-
<i>n</i> logs		NumberOf	1-9999	16	-
Keyword		Keyword	any (max.128 bytes)		-
Year		Year	[20]00-[20]99	5	year
Month		Month	1-12	1	month
Day		Day	1-31	1	day
Hour		Hour	0-23	0	hour
Minute		Minute	0-59	0	minute
Second		Second	0-59	0	second
Display After/Before logs		BcAd	1:Before 2:After	2	-
Log output control of cgi common to all types		OpeLog	No/Yes [default: Yes] (omissible)	-	-

6.1.3 Output

Code	Status
20	OK
30	InvalidType
31	InvalidEntry

Code	Status
32	InvalidValue
33	InvalidOperand
34	NoEntryData

Code	Status
92	CriticalError

6.1.4 Example

- 1) `http://10.1.0.1/api/wbsetlogconditions.cgi?type=Default`
- 2) `http://10.1.0.1/api/wbsetlogconditions.cgi?type=Set&Display=1`

6.1.5 Notes

- 1) If only `type=<value>` is entered and then `<entry>=<value>` is not entered, no setting is performed. (`type=Default` is an exception.)
- 2) For only entered items, setting is performed. For the other items, their existing values are held.
- 3) When `OpeLog=No` is entered, a log related to API start/end is not output. When it is omitted, it is regarded as `OpeLog=Yes`.

6.2 Clear Logs

wbsetlogclear.cgi

6.2.1 Syntax

- 1) `http://<camip>/api/wbsetlogclear.cgi?type=Set`

6.2.2 Input

Item	Type	Entry name	Entry value	Std.val	Unit
Clear logs	type=Set	-	-	-	-
Log output control of cgi common to all types		OpeLog	No/Yes [default: Yes] (omissible)	-	-

6.2.3 Output

Code	Status
20	OK
30	InvalidType
31	InvalidEntry

Code	Status
32	InvalidValue
33	InvalidOperand
34	NoEntryData

Code	Status
40	FailToSave
92	CriticalError

6.2.4 Example

- 1) `http://10.1.0.1/api/wbsetlogclear.cgi?type=Set`

6.2.5 Notes

- 1) After this API is started, the log is deleted immediately without confirmation.
- 2) Accordingly, **take extreme care to handle this API.**
- 3) When saving results in a failure, the message FailToSave is output. This status does not match with the purpose of the function. Please disregard this message.
- 4) When OpeLog=No is entered, a log related to API start/end is not output. When it is omitted, it is regarded as OpeLog=Yes.

VII. IK-WB15A Picture/Audio type API List

Item No.	Item	Menu	API name	Notes
7	Live Pictures	Get Stream	getstream.cgi	The getstream type APIs are common interface and functions are distinguished with parameters.
		Get One-shot	__live.jpg	
	Playback Pictures	Get Stream	getstream.cgi	
	Live Audio	Get Stream	getstream.cgi	
	Abort	Abort Stream	getstream.cgi	

7. Get Pictures/Audio

- `getstream.cgi` - Get Live Pictures by streaming
- `__live.jpg` - One-shot Live Picture
- `__live.wav` - One-shot Live Audio
- `getstream.cgi` - Get Playback Pictures by streaming
- `getstream.cgi` - Get Live Audio by streaming
- `getstream.cgi` - Abort Streaming (abort5)
- `getstream.cgi` - Abort Streaming (abort10)

On and after the next page, the network setting API is shown.

7.1 Get Live Pictures by streaming

getstream.cgi

7.1.1 Syntax

- 1) `http://<camip>/api/getstream.cgi?<clientId>&<uniqueID>&<ID>&<PW>&<streamType>&<interval>&<mode>&<value>&<timeOut>`

7.1.2 Input

Parameter	Value	Explanation
<clientId>	Enter a unique ID of up to 15 digits.	This <clientId> is used as an index to forcibly terminate (abort) the streaming execution task from the outside. It cannot be omitted.
<uniqueID>	Enter a unique ID of up to 15 digits.	Embed the current time data of the client on each occasion. Originally, this is used as a cache reading preventive means in using the browser by continuously changing the value. If there is not any problem similar to the browser in an application, this parameter can be left blank.
<ID>	Enter the user ID that is base64-encoded or the administrator ID.	Originally, <ID> can be left blank only when the user limitation setting is "Invalid (OFF)" at obtaining the image data of a LIVE image (_live.jpg). In the IK-WB15A, it can be left blank as a parameter.
<PW>	Enter the user ID that is base64-encoded or the administrator ID.	Originally, <PW> can be left blank only when the user limitation setting is "Invalid (OFF)" at obtaining a LIVE image. In the IK-WB15A, it can be left blank as a parameter.
<streamType>	Specify "0" for the type of the LIVE image to be obtained.	_live.jpg : 0
<interval>	Set the image distribution interval in ms.	This value cannot exceed camera's capability. If the specified distribution interval exceeds the capability on the camera side, the camera performs image distribution with its maximum capability at that time.
<mode>	Specify a fixed number of images or a fixed period as the LIVE image obtaining method.	Fixed number of images : 0 Fixed period : 1
<value>	Set the numeric value for the mode specified in <mode>.	When <mode> is 0, set the number of images in <value>. When <mode> is 1, set the time interval in <value>.
<timeout>	Set the execution timeout value in ms.	Set the execution timeout value in ms for the case where a non-communication status is continued over a certain period with the client while <image-field> is output.

7.1.3 Output

For details, refer to **Appendix.A**.

7.1.4 Example

- 1) `http://10.1.0.1/api/getstream.cgi?3087&3087&&&0&1000&1&0&9000`

7.1.5 Notes

- 1) The client ID is an ID of up to 15 digits that is generated on the client side to execute getstream. If this ID is already in use, the camera informs the client of an error to cancel the image distribution.
- 2) The 4 interfaces of 'Live Picture stream', 'Playback Picture stream', 'Live Audio stream' and 'Abort stream' are common APIs. However, the meaning of each parameter varies depending on the target to be executed.
- 3) It is desirable that the stream should be stopped by abort5 or abort10. This will reduce the network load of the IK-WB15A.
- 4) **The number of getstream.cgi (<streamType>=0) connections is up to 10 clients simultaneously. JPEG and WAV are independent respectively. For details, refer to *Appendix.D*.**

7.2 One-shot Live Picture

__live.jpg

7.2.1 Syntax

- 1) `http://<camip>/admin/__live.jpg`

7.2.2 Input

N/A

7.2.3 Output

- 1) Only a single JPEG image is downloaded.

7.2.4 Example

- 1) `http://10.1.0.1/admin/__live.jpg`

7.2.5 Notes

- 1) This API can obtain only a single image. To obtain multiple images, start this API in succession.
- 2) Note that the directory of this API is different from those of the other APIs.
- 3) **Up to 30fps at 640x480(VGA)/320x240(QVGA)/160x120(QQVGA), 7.5fps at 1280x960(SXVGA) resolution. For details, refer to *Appendix.D*.**

7.3 Get Playback Pictures by streaming

getstream.cgi

7.3.1 Syntax

- 1) `http://<camip>/api/getstream.cgi?<clientID>&<uniqueID>&<ID>&<PW>&<streamType>&<interval>&<mode>&<value>&<timeOut>`

7.3.2 Input

Parameter	Value	Explanation
<clientID>	Enter a unique ID of up to 15 digits.	This <clientID> is used as an index to forcibly terminate (abort) the streaming execution task from the outside. It cannot be omitted.
<uniqueID>	Enter a unique ID of up to 15 digits.	Embed the current time data of the client on each occasion. Originally, this is used as a cache reading preventive means in using the browser by continuously changing the value. If there is not any problem similar to the browser in an application, this parameter can be left blank.
<ID>	Enter the administrator ID that is base64-encoded.	Originally, it is necessary to enter the administrator ID when obtaining the image data of a LIVE image (_play.jpg). In the IK-WB15A, however, it is can be left blank as a parameter.
<PW>	Enter the administrator ID that is base64-encoded.	Originally, it is necessary to enter the administrator ID when obtaining the image data of a LIVE image (_play.jpg). In the IK-WB15A, however, it can be left blank as a parameter.
<streamType>	Specify "2" for the type of the LIVE image to be obtained.	Always specify "2".
<interval>	"0"	When <streamType> is "2", this parameter may have any value. However, enter "0".
<mode>	"0"	When <streamType> is "2", this parameter may have any value. However, enter "0".
<value>	"0"	When <streamType> is "2", this parameter may have any value. However, enter "0".
<timeout>	Set the execution timeout value in ms.	Set the execution timeout value in ms for the case where a non-communication status is continued over a certain period with the client while <image-field> is output.
<type>	Enter the type of reproduced image to be obtained.	Alarm In record image : 1 Motion record image : 2 Normal record image : 3 Ext. Control In record image : 4
<listNumber>	Enter the list number to be reproduced.	List number.

To the next page.

From the last page.

Parameter	Value	Explanation
<position>	Enter the order of the first image to be reproduced from the starting position (beginning position) of record images.	Numeric value to indicate the number of images.
<direction>	Enter the direction of reproduction.	Normal direction : 0 Reverse direction : 1
<step>	Enter the number of images to be skipped (number of skipped images).	Usually, specify "1".
<number>	Enter the total number of images to be reproduced.	When "0" is specified, reproduction is performed to the last image. When any value other than "0" is specified, enter the number of images that the client requires.

7.3.3 Output

The format is the same as that for getting Live Pictures by streaming. For details, refer to **Appendix.A**.

7.3.4 Example

- 1) `http://10.1.0.1/api/getstream.cgi?3087&3087&&&2&0&0&0&9000`

7.3.5 Notes

- 1) The client ID is an ID of up to 15 digits that is generated on the client side to execute getstream. If this ID is already in use, the camera informs the client of an error to cancel the image distribution.
- 2) The 4 interfaces of 'Live Picture stream', 'Playback Picture stream', 'Live Audio stream' and 'Abort stream' are common APIs. However, the meaning of each parameter varies depending on the target to be executed.
- 3) It is desirable that the stream should be stopped by abort5 or abort10. This will reduce the network load of the IK-WB15A.
- 4) Only regarding the interface of getstream type API to obtain reproduced images as a stream, parameters are extended for other getstream types.
- 5) **The number of getstream.cgi (<streamType>=2) connections is up to 10 clients simultaneously. For details, refer to Appendix.D.**

7.4 Get Live Audio by streaming

getstream.cgi

7.4.1 Syntax

- 1) `http://<camip>/api/getstream.cgi?<clientID>&<uniqueID>&<ID>&<PW>&<streamType>&<interval>&<mode>&<value>&<timeOut>`

7.4.2 Input

Parameter	Value	Explanation
<clientID>	Enter a unique ID of up to 15 digits.	This <clientID> is used as an index to forcibly terminate (abort) the streaming execution task from the outside. It cannot be omitted.
<uniqueID>	Enter a unique ID of up to 15 digits.	Embed the current time data of the client on each occasion. Originally, this is used as a cache reading preventive means in using the browser by continuously changing the value. If there is not any problem similar to the browser in an application, this parameter can be left blank.
<ID>	Enter the user ID that is base64-encoded or the administrator ID.	Originally, <ID> is omissible only when the user limitation setting is "Invalid (OFF)" at obtaining the image data of a LIVE image (_live.wav). In the IK-WB15A, it can be left blank as a parameter.
<PW>	Enter the user ID that is base64-encoded or the administrator ID.	Originally, <PW> is omissible only when the user limitation setting is "Invalid (OFF)" at obtaining a LIVE image. In the IK-WB15A, it can be left blank as a parameter.
<streamType>	Specify "1" for the type of the LIVE audio to be obtained.	_live.wav : 1
<interval>	"0"	When <streamType> is "1", this parameter may have any value. However, enter "0".
<mode>	Specify a fixed number of files or a fixed period as the LIVE audio obtaining method.	Fixed number of files : 0 Fixed period : 1
<value>	Set the numeric value for the mode specified in <mode>.	When <mode> is 0, set the number of files in <value>. When <mode> is 1, set the time interval in <value>.
<timeout>	Set the execution timeout value in ms.	Set the execution timeout value in ms for the case where a non-communication status is continued over a certain period with the client while <image-field> is output.

7.4.3 Output

The format is the same as that for getting Live Pictures by streaming. For details, refer to **Appendix.A**.

7.4.4 Example

- 1) `http://10.1.0.1/api/getstream.cgi?3087&3087&&&1&1000&1&0&9000`

7.4.5 Notes

- 1) The client ID is an ID of up to 15 digits that is generated on the client side to execute getstream. If this ID is already in use, the camera informs the client of an error to cancel the image distribution.
- 2) The 4 interfaces of 'Live Picture stream', 'Playback Picture stream', 'Live Audio stream' and 'Abort stream' are common APIs. However, the meaning of each parameter varies depending on the target to be executed.
- 3) It is desirable that the stream should be stopped by abort5 or abort10. This will reduce the network load of the IK-WB15A.
- 4) **The number of getstream.cgi (<streamType>=1) connections is up to 10 clients simultaneously. JPEG and WAV are independent respectively. For details, refer to *Appendix.D*.**

7.5 One-shot Live Audio

__live.wav

7.5.1 Syntax

- 1) `http://<camip>/admin/__live.wav`

7.5.2 Input

N/A

7.5.3 Output

Only one frame of audio data for 1 second is downloaded in WAV format.

7.5.4 Example

- 1) `http://10.1.0.1/api/__live.wav`

7.5.5 Notes

- 1) The audio data that can be obtained by this API is a WAV file of one-second unit. To obtain multiple audio data, start this API in succession.
- 2) Note that the directory of this API is different from those of the other APIs.
- 3) **Must be 1fps. For details, refer to *Appendix.D*.**

7.6 Abort stream (abort5)

getstream.cgi

7.6.1 Syntax

- 1) `http://<camip>/api/getstream.cgi?<clientID>&<uniqueID>&<ID>&<PW>&<streamType>&<interval>&<mode>&<value>&<timeOut>`

7.6.2 Input

Parameter	Value	Explanation
<clientID>	Enter a unique ID of up to 15 digits.	This <clientID> is used as an index to forcibly terminate (abort5) the streaming execution task from the outside. It cannot be omitted.
<uniqueID>	Enter a unique ID of up to 15 digits.	Embed the current time data of the client on each occasion. Originally, this is used as a cache reading preventive means in using the browser by continuously changing the value. If there is not any problem similar to the browser in an application, this parameter can be left blank.
<ID>	Enter the user ID that is base64-encoded or the administrator ID.	Originally, the ID used for executing the streaming is required. In the IK-WB15A, it can be left blank.
<PW>	Enter the user ID that is base64-encoded or the administrator ID.	Originally, the PW used for executing the streaming is required. In the IK-WB15A, it can be left blank.
<streamType>	Specify "5" for the type of abort5.	Termination of external abort: 5
<interval>	"0"	When <streamType> is "5", this parameter may have any value. However, enter "0".
<mode>	"0"	When <streamType> is "5", this parameter may have any value. However, enter "0".
<value>	"0"	When <streamType> is "5", this parameter may have any value. However, enter "0".
<timeout>	Set the execution timeout value in ms.	Set the execution timeout value in ms for the case where a non-communication status is continued over a certain period with the client while <image-field> is output.

7.6.3 Output

The format is the same as that for getting Live Pictures by streaming. For details, refer to **Appendix.A**.

7.6.4 Example

- 1) `http://10.1.0.1/api/getstream.cgi?3087&3087&Z3Vlc3Q=&Z3Vlc3Q=&5&0&0&0&9000`

7.6.5 Notes

- 1) The client ID should be one that is distributing the stream. If a non-existent ID is specified, abort processing is not performed.
- 2) The 4 interfaces of 'Live Picture stream', 'Playback Picture stream', 'Live Audio stream' and 'Abort stream' are common APIs. However, the meaning of each parameter varies depending on the target to be executed.
- 3) It is desirable that the stream should be stopped by abort5 or abort10. This will reduce the network load of the IK-WB15A.

7.7 Abort stream (abort10)

getstream.cgi

7.7.1 Syntax

- 1) `http://<camip>/api/getstream.cgi?<clientID>&<uniqueID>&<ID>&<PW>&<streamType>&<interval>&<mode>&<value>&<timeOut>`

7.7.2 Input

Parameter	Value	Explanation
<clientID>	Enter a unique ID of up to 15 digits.	This <clientID> is used as an index to forcibly terminate (abort10) the streaming execution task from the outside. It cannot be omitted.
<uniqueID>	Enter a unique ID of up to 15 digits.	Embed the current time data of the client on each occasion. Originally, this is used as a cache reading preventive means in using the browser by continuously changing the value. If there is not any problem similar to the browser in an application, this parameter can be left blank.
<ID>	Enter the administrator ID that is base64-encoded.	Originally, it is mandatory to enter the administrator ID. In the IK-WB15A, it can be left blank.
<PW>	Enter the administrator PW that is base64-encoded.	Originally, it is mandatory to enter the administrator PW. In the IK-WB15A, it can be left blank.
<streamType>	Specify "10" for the type of abort10.	Termination of external abort: 10
<interval>	"0"	When <streamType> is "10", this parameter may have any value. However, enter "0".
<mode>	"0"	When <streamType> is "10", this parameter may have any value. However, enter "0".
<value>	"0"	When <streamType> is "10", this parameter may have any value. However, enter "0".
<timeout>	Set the execution timeout value in ms.	Set the execution timeout value in ms for the case where a non-communication status is continued over a certain period with the client while <image-field> is output.

7.7.3 Output

The format is the same as that for getting Live Pictures by streaming. For details, refer to **Appendix.A**.

7.7.4 Example

- 1) `http://10.1.0.1/api/getstream.cgi?3087&3087&cm9vdA==&aWt3Yg==&10&0&0&0&9000`

7.7.5 Notes

- 1) abort10 stops all the streams that are currently distributed.
- 2) The 4 interfaces of 'Live Picture stream', 'Playback Picture stream', 'Live Audio stream' and 'Abort stream' are common APIs. However, the meaning of each parameter varies depending on the target to be executed.
- 3) It is desirable that the stream should be stopped by abort5 or abort10. This will reduce the network load of the IK-WB15A.

VIII. IK-WB15A Data Reference Type API List

Item No.	Item	Sub-number	Menu	API name	Function type
8	Reference of all setting Information	8-1	-	wbgetallinfo.cgi	-
9	Reference of Camera Settings	9-1	Basic	wbgetcambasic.cgi	-
		9-2	Frame Rate	wbgetcamframerate.cgi	-
		9-3	Alarm	wbgetcamalarm.cgi	-
		9-4	Recording	wbgetcamrecord.cgi	-
		9-5	FTP Recording	wbgetcamftprecord.cgi	-
		9-6	E-mail	wbgetcammail.cgi	-
		9-7	Audio	wbgetcamsound.cgi	-
10	Reference of PAN/TILT Settings	10-1	Basic/Operation Range	wbgetptbasic.cgi	-
		10-2	Preset	wbgetptpreset.cgi	-
		10-3	Auto Patrol	wbgetptautopatrol.cgi	-
11	Reference of Network Settings	11-1	Basic	wbgetnwkbasic.cgi	-
		11-2	Bandwidth Control	wbgetnwkbandwidth.cgi	-
		11-3	DDNS	wbgetnwkddns.cgi	-
		11-4	FTP Server	wbgetnwkftpserver.cgi	-
		11-5	MAC Address	wbgetnwkmac.cgi	-
12	Reference of Multi-Screen	12-1	Multi-Screen	wbgetmultiscreen.cgi	-
13	Reference of Administrator Functions	13-1	User Login Restriction	wbgetadminuserinfocgi	-
		13-2	User Operation Restriction	wbgetadminserfunctions.cgi	-
		13-3	Date and Time Settings	wbgetadminTaD.cgi	-
		13-4	Get Current Camera Time	wbgetadmintime.cgi	-
14	Reference of Log Management Settings	14-1	Log Filtering Conditions	wbgetlogconditions.cgi	-
		14-2	Log Lists	wbgetloglist.cgi	-

8. Reference of All Setting Information

- `wbgetallinfo.cgi` - Reference of all setting information

wbget allinfo .cgi

(1) (2) (3)

- (1) Indicates a reference type API.
- (2) Indicates all configuration reference API.
- (3) Every API is started and executed as cgi.

On and after the next page, the camera setting API is shown.

8.1 Reference of All Setting Information

wbgetallinfo.cgi

8.1.1 Syntax

- 1) `http://<camip>/api/wbgetallinfo.cgi`

8.1.2 Input

Item	Type	Entry name	Value
Log output control of cgi common to all types		OpeLog	No/Yes [default: Yes] (omissible)

8.1.3 Output

For details, refer to **Appendix.B**.

8.1.4 Example

- 1) `http://10.1.0.1/api/wbgetallinfo.cgi`

8.1.5 Notes

- 1) The same result as that obtained by using the export function of the WEB setting screen can be obtained by the output of this API.
- 2) When OpeLog=No is entered, a log related to API start/end is not output. When it is omitted, it is regarded as OpeLog=Yes.

9. Reference of Camera Setting

- `wbgetcambasic.cgi` - Reference of Camera Basic Settings
- `wbgetcamframerate.cgi` - Reference of Frame Rate Settings
- `wbgetcamalarm.cgi` - Reference of Alarm Settings
- `wbgetcamrecord.cgi` - Reference of Recording Settings
- `wbgetcamfrprecord.cgi` - Reference of FTP Recording Settings
- `wbgetcammail.cgi` - Reference of E-mail Settings
- `wbgetcamsound.cgi` - Reference of Audio Settings

wbget cam func .cgi

(1) (2) (3) (4)

- (1) Indicates a reference API.
- (2) Indicates a camera type reference API.
- (3) Indicates the function matched to the WEB setting page.
- (4) Every API is started and executed as cgi.

On and after the next page, the camera reference API is shown.

9.1 Reference of Camera Basic Settings

wbgetcambasic.cgi

9.1.1 Syntax

- 1) `http://<camip>/api/wbgetcambasic.cgi`

9.1.2 Input

Item	Type	Entry name	Value
Log output control of cgi common to all types		OpeLog	No/Yes [default: Yes] (omissible)

9.1.3 Output

Code	Status
20	OK
32	InvalidValue
33	InvalidOperand

Code	Status
92	CriticalError

wbgetcambasic.cgi indicates the notification data format to the client when data has been obtained normally.

```

20 OK\r\n
\r\n
[Camera-General]\r\n
Resolution (value)\r\n
CompressionRatio (value)\r\n
AECControl (value)\r\n
Mounting (value)\r\n
AutoBW (value)\r\n
WhiteBalance (value)\r\n
WBManualGainR (value)\r\n
WBManualGainB (value)\r\n
AWBOffsetYeCy (value)\r\n
AWBOffsetMgG (value)\r\n
AWBRange (value)\r\n
AutoGainControl (value)\r\n
SlowShutterMAX (value)\r\n
BackLightCompensation (value)\r\n
Sharpness (value)\r\n
GainRY (value)\r\n
GainBY (value)\r\n
NoiseReduction (value)\r\n
    
```

9.1.4 Example

- 1) `http://10.1.0.1/api/wbgetcambasic.cgi`

9.1.5 Notes

- 1) When OpeLog=No is entered, a log related to API start/end is not output. When it is omitted, it is regarded as OpeLog=Yes.

9.2 Reference of Frame Rate Settings

wbgetcamframerate.cgi

9.2.1 Syntax

- 1) `http://<camip>/api/wbgetnwkframerate.cgi`

9.2.2 Input

Item	Type	Entry name	Value
Log output control of cgi common to all types		OpeLog	No/Yes [default: Yes] (omissible)

9.2.3 Output

Code	Status
20	OK
32	InvalidValue
33	InvalidOperand

Code	Status
92	CriticalError

wbgetcamframerate.cgi indicates the notification data format to the client when data has been obtained normally.

```
20 OK\r\n
\r\n
[Camera-FrameRate]\r\n
Rate (value)\r\n
```

9.2.4 Example

- 1) `http://10.1.0.1/api/wbgetcamframerate.cgi`

9.2.5 Notes

- 1) When OpeLog=No is entered, a log related to API start/end is not output. When it is omitted, it is regarded as OpeLog=Yes.

9.3 Reference of Alarm Settings

wbgetcamalarm.cgi

9.3.1 Syntax

- 1) `http://<camip>/api/wbgetcamalarm.cgi`

9.3.2 Input

Item	Type	Entry name	Value
Log output control of cgi common to all types		OpeLog	No/Yes [default: Yes] (omissible)

9.3.3 Output

Code	Status
20	OK
32	InvalidValue
33	InvalidOperand

Code	Status
92	CriticalError

wbgetcamalarm.cgi indicates the notification data format to the client when data has been obtained normally.

```
20 OK\r\n
\r\n
[Camera-Alarm]\r\n
<AlarmType>\r\n
Mode (value)\r\n
InputPolarity (value)\r\n
<MotionDetection>\r\n
Mode (value)\r\n
Sensitivity (value)\r\n
<HoldingOutTime>\r\n
Time (value)\r\n
```

9.3.4 Example

- 1) `http://10.1.0.1/api/wbgetcamalarm.cgi`

9.3.5 Notes

- 1) When OpeLog=No is entered, a log related to API start/end is not output. When it is omitted, it is regarded as OpeLog=Yes.

9.4 Reference of Recording Settings

wbgetcamrecord.cgi

9.4.1 Syntax

- 1) `http://<camip>/api/wbgetcamrecord.cgi`

9.4.2 Input

Item	Type	Entry name	Value
Log output control of cgi common to all types		OpeLog	No/Yes [default: Yes] (omissible)

9.4.3 Output

Code	Status
20	OK
32	InvalidValue
33	InvalidOperand

Code	Status
92	CriticalError

wbgetcamrecord.cgi indicates the notification data format to the client when data has been obtained normally.

```

20 OK\r\n
\r\n
[Camera-Recording]\r\n
<Alarm>\r\n
AlarmInRecMode (value)\r\n
ExtControlInRecMode (value)\r\n
MotionRecMode (value)\r\n
NumberOfPrePicture (value)\r\n
NumberOfPostPicture (value)\r\n
Interval (value)\r\n
<Normal>\r\n
Mode (value)\r\n
Monday (value)\r\n
Tuesday (value)\r\n
Wednesday (value)\r\n
Thursday (value)\r\n
Friday (value)\r\n
Saturday (value)\r\n
Sunday (value)\r\n
Pattern1Start (value)\r\n
Pattern1End (value)\r\n
Pattern2Start (value)\r\n
Pattern2End (value)\r\n
Interval (value)\r\n
<RecOverwriting>
Mode (value)\r\n

```

9.4.4 Example

- 1) `http://10.1.0.1/api/wbgetcamrecord.cgi`

9.4.5 Notes

- 1) When OpeLog=No is entered, a log related to API start/end is not output. When it is omitted, it is regarded as OpeLog=Yes.

9.5 Reference of FTP Recording Settings

wbgetcamftprecord.cgi

9.5.1 Syntax

- 1) `http://<camip>/api/wbgetcamftprecord.cgi`

9.5.2 Input

Item	Type	Entry name	Value
Log output control of cgi common to all types		OpeLog	No/Yes [default: Yes] (omissible)

9.5.3 Output

Code	Status
20	OK
32	InvalidValue
33	InvalidOperand

Code	Status
92	CriticalError

wbgetcamftprecord.cgi indicates the notification data format to the client when data has been obtained normally.

```

20 OK\r\n
\r\n
[Camera-FTPclient]\r\n
<FTPCondition>\r\n
Mode (value)\r\n
AlarmInMode (value)\r\n
MotionMode (value)\r\n
<Server-1>\r\n
Name (value)\r\n
LoginID (value)\r\n
Password (value)\r\n
FTPCPortNumber (value)\r\n
FTPMode (value)\r\n
ConnectMode (value)\r\n
<Server-2>\r\n
Name (value)\r\n
LoginID (value)\r\n
Password (value)\r\n
: FTPCPortNumber (value)\r\n
: FTPMode (value)\r\n
: ConnectMode (value)\r\n
: <AttachedPicture>\r\n
: Size (value)\r\n
: FileNameMode (value)\r\n
: <HowToUse>\r\n
: Detail (value)\r\n
: <bySchedule>\r\n
: Monday (value)\r\n
: Tuesday (value)\r\n
: Wednesday (value)\r\n
: Thursday (value)\r\n
: Friday (value)\r\n
: Saturday (value)\r\n
: Sunday (value)\r\n
: Pattern1Start (value)\r\n
: Pattern1End (value)\r\n
    
```

To the next page.

From the last page.

Pattern2Start (value)\r\n	: Server1Path (value)\r\n
Pattern2End (value)\r\n	: Server2Path (value)\r\n
Interval (value)\r\n	: <byExtControlln>\r\n
FileName (value)\r\n	: Interval (value)\r\n
Server1Path (value)\r\n	: FileName (value)\r\n
Server2Path (value)\r\n	: Server1Path (value)\r\n
<byAlarm>\r\n	: Server2Path (value)\r\n
NumberOfPrePicture (value)\r\n	: <Accumulation>\r\n
NumberOfPostPicture (value)\r\n	: Mode (value)\r\n
Interval (value)\r\n	: Interval (value)\r\n
AiFileName (value)\r\n	: OverWriting (value)\r\n
MdFileName (value)\r\n	:

9.5.4 Example

- 1) <http://10.1.0.1/api/wbgetcamftprecord.cgi>

9.5.5 Notes

- 1) When OpeLog=No is entered, a log related to API start/end is not output. When it is omitted, it is regarded as OpeLog=Yes.

9.6 Reference of E-mail Settings

wbgetcammmail.cgi

9.6.1 Syntax

- 1) `http://<camip>/api/wbgetcammmail.cgi`

9.6.2 Input

Item	Type	Entry name	Value
Log output control of cgi common to all types		OpeLog	No/Yes [default: Yes] (omissible)

9.6.3 Output

Code	Status
20	OK
32	InvalidValue
33	InvalidOperand

Code	Status
92	CriticalError

wbgetcammmail.cgi indicates the notification data format to the client when data has been obtained normally.

```

20 OK\r\n
\r\n
[Camera-Mail]\r\n
<Authentication>\r\n
Mode (value)\r\n
SMTPServer (value)\r\n
POP3Server (value)\r\n
POP3ID (value)\r\n
POP3Password (value)\r\n
AdminMailAddr (value)\r\n
<ConditionByAlarmIn>\r\n
Mode (value)\r\n
Subject (value)\r\n
Body (value)\r\n
URLMode (value)\r\n
URLInfo (value)\r\n
AttachMode (value)\r\n
<ConditionByMotion>\r\n
Mode (value)\r\n
Subject (value)\r\n
Body (value)\r\n
URLMode (value)\r\n
URLInfo (value)\r\n
AttachMode (value)\r\n
MustSendAdminMode (value)\r\n
<MailTo-1>\r\n
RecipientAddr (value)\r\n
AlarmIn (value)\r\n
Motion (value)\r\n
<MailTo-2>\r\n
RecipientAddr (value)\r\n
AlarmIn (value)\r\n
Motion (value)\r\n
    
```

To the next page.

<MailTo-3>\r\n	:	<MailTo-7>\r\n
RecipientAddr (value)\r\n	:	RecipientAddr (value)\r\n
AlarmIn (value)\r\n	:	AlarmIn (value)\r\n
Motion (value)\r\n	:	Motion (value)\r\n
<MailTo-4>\r\n	:	<MailTo-8>\r\n
RecipientAddr (value)\r\n	:	RecipientAddr (value)\r\n
AlarmIn (value)\r\n	:	AlarmIn (value)\r\n
Motion (value)\r\n	:	Motion (value)\r\n
<MailTo-5>\r\n	:	<MailTo-9>\r\n
RecipientAddr (value)\r\n	:	RecipientAddr (value)\r\n
AlarmIn (value)\r\n	:	AlarmIn (value)\r\n
Motion (value)\r\n	:	Motion (value)\r\n
<MailTo-6>\r\n	:	<MailTo-10>\r\n
RecipientAddr (value)\r\n	:	RecipientAddr (value)\r\n
AlarmIn (value)\r\n	:	AlarmIn (value)\r\n
Motion (value)\r\n	:	Motion (value)\r\n

9.6.4 Example

- 1) <http://10.1.0.1/api/wbgetcammmail.cgi>

9.6.5 Notes

- 1) When OpeLog=No is entered, a log related to API start/end is not output. When it is omitted, it is regarded as OpeLog=Yes.

9.7 Reference of Audio Settings

wbgetcamsound.cgi

9.7.1 Syntax

- 1) `http://<camip>/api/wbgetcamsound.cgi`

9.7.2 Input

Item	Type	Entry name	Value
Log output control of cgi common to all types		OpeLog	No/Yes [default: Yes] (omissible)

9.7.3 Output

Code	Status
20	OK
32	InvalidValue
33	InvalidOperand

Code	Status
92	CriticalError

wbgetcamsound.cgi indicates the notification data format to the client when data has been obtained normally.

```
20 OK\r\n
\r\n
[Camera-Sound]\r\n
<Input>\r\n
Mode (value)\r\n
Level (value)\r\n
<Output>\r\n
Mode (value)\r\n
Level (value)\r\n
```

9.7.4 Example

- 1) `http://10.1.0.1/api/wbgetcamsound.cgi`

9.7.5 Notes

- 1) When OpeLog=No is entered, a log related to API start/end is not output. When it is omitted, it is regarded as OpeLog=Yes.

10. Reference of Pan/Tilt Setting

- `wbgetptbasic.cgi` - Reference of Pan/Tilt Basic Settings
- `wbgetptpreset.cgi` - Reference of Preset Settings
- `wbgetptautopatrol.cgi` - Reference of Auto Patrol Settings

wbget pt func .cgi

(1) (2) (3) (4)

- (1) Indicates a reference API.
- (2) Indicates a Pan/Tilt type reference API.
- (3) Indicates the function matched to the WEB setting page.
- (4) Every API is started and executed as cgi.

On and after the next page, the camera reference API is shown.

10.1 Reference of Pan/Tilt Basic Settings

wbgetptbasic.cgi

10.1.1 Syntax

- 1) `http://<camip>/api/wbgetptbasic.cgi`

10.1.2 Input

Item	Type	Entry name	Value
Log output control of cgi common to all types		OpeLog	No/Yes [default: Yes] (omissible)

10.1.3 Output

Code	Status
20	OK
32	InvalidValue
33	InvalidOperand

Code	Status
92	CriticalError

wbgetptbasic.cgi indicates the notification data format to the client when data has been obtained normally.

```

20 OK\r\n
\r\n
[PanTilt-General]\r\n
<PTCondition>\r\n
ScanSpeed (value)\r\n
PowerUp (value)\r\n
FreezeFrame (value)\r\n
<AssociationToAlarm>\r\n
Mode (value)\r\n
PTByAlarmIn (value)\r\n
PTByMotion (value)\r\n
PresetNumber (value)\r\n
Resume (value)\r\n
: ResumeTime (value)\r\n
: <LeftLimitSetting>\r\n
: Mode (value)\r\n
: Degree (value)\r\n
: <RightLimitSetting>\r\n
: Mode (value)\r\n
: Degree (value)\r\n
: <TopLimitSetting>\r\n
: Mode (value)\r\n
: Degree (value)\r\n
: <BottomLimitSetting>\r\n
: Mode (value)\r\n
: Degree (value)\r\n

```

10.1.4 Example

- 1) `http://10.1.0.1/api/wbgetptbasic.cgi`

10.1.5 Notes

- 1) When OpeLog=No is entered, a log related to API start/end is not output. When it is omitted, it is regarded as OpeLog=Yes.
- 2) **All the parameters given to 'Degree' are based on "Ceiling Mount". Refer to Appendix C for details.**

10.2 Reference Preset Settings

wbgettpreset.cgi

10.2.1 Syntax

- 1) `http://<camip>/api/wbgettpreset.cgi`

10.2.2 Input

Item	Type	Entry name	Value
Log output control of cgi common to all types		OpeLog	No/Yes [default: Yes] (omissible)

10.2.3 Output

Code	Status
20	OK
32	InvalidValue
33	InvalidOperand

Code	Status
92	CriticalError

wbgettpreset.cgi indicates the notification data format to the client when data has been obtained normally.

```

20 OK\r\n
\r\n
[PanTilt-Preset]\r\n
<PresetNumber-1>\r\n
PresetName (value)\r\n
PanPosition (value)\r\n
TiltPosition (value)\r\n
ZoomPosition (value)\r\n
.....
.....
<PresetNumber-64>\r\n
PresetName (value)\r\n
PanPosition (value)\r\n
TiltPosition (value)\r\n
ZoomPosition (value)\r\n

```

10.2.4 Example

- 1) `http://10.1.0.1/api/wbgettpreset.cgi`

10.2.5 Notes

- 1) When OpeLog=No is entered, a log related to API start/end is not output. When it is omitted, it is regarded as OpeLog=Yes.

10.3 Reference of Auto Patrol Settings

wbgetptautopatrol.cgi

10.3.1 Syntax

- 1) `http://<camip>/api/wbgetptautopatrol.cgi`

10.3.2 Input

Item	Type	Entry name	Value
Log output control of cgi common to all types		OpeLog	No/Yes [default: Yes] (omissible)

10.3.3 Output

Code	Status
20	OK
32	InvalidValue
33	InvalidOperand

Code	Status
92	CriticalError

wbgetptautopatrol.cgi indicates the notification data format to the client when data has been obtained normally.

```

20 OK\r\n
\r\n
[PanTilt-AutoPatrol]\r\n
<StayTime>\r\n
StayTime (value)\r\n
<AutoPatrolStopNumber>\r\n
PresetNumber-1 (value)\r\n
PresetNumber-2 (value)\r\n
.....
PresetNumber-64 (value)\r\n
    
```

10.3.4 Example

- 1) `http://10.1.0.1/api/wbgetptautopatrol.cgi`

10.3.5 Notes

- 1) When OpeLog=No is entered, a log related to API start/end is not output. When it is omitted, it is regarded as OpeLog=Yes.

11. Reference of Network Setting

- `wbgetnwkbasic.cgi` - Reference of Network Basic Settings
- `wbgetnwkbandwidth.cgi` - Reference of Bandwidth Control Settings
- `wbgetnwkddns.cgi` - Reference of DDNS Settings
- `wbgetnwkftpserver.cgi` - Reference of FTP Server Settings
- `wbgetnwkmac.cgi` - Reference of MAC Address

wbget nwk func .cgi

(1) (2) (3) (4)

- (1) Indicates a reference API.
- (2) Indicates a Pan/Tilt type reference API.
- (3) Indicates the function matched to the WEB setting page.
- (4) Every API is started and executed as cgi.

On and after the next page, the camera reference API is shown.

11.1 Reference of Network Basic Settings

wbgetnwkbasic.cgi

11.1.1 Syntax

- 1) `http://<camip>/api/wbgetnwkbasic.cgi`

11.1.2 Input

Item	Type	Entry name	Value
Log output control of cgi common to all types		OpeLog	No/Yes [default: Yes] (omissible)

11.1.3 Output

Code	Status
20	OK
32	InvalidValue
33	InvalidOperand

Code	Status
92	CriticalError

wbgetnwkbasic.cgi indicates the notification data format to the client when data has been obtained normally.

```

20 OK\r\n
\r\n
[Network-General]\r\n
CameraName (value)\r\n
DHCPMode (value)\r\n
IPAddress (value)\r\n
SubnetMask (value)\r\n
DefaultGateway (value)\r\n
PrimaryDNS (value)\r\n
SecondaryDNS (value)\r\n
CameraAutoDetection (value)\r\n
HTTPPortNumber (value)\r\n
HostName (value)\r\n
DomainName (value)\r\n
DNSUpdate (value)\r\n
DHCPOption (value)\r\n
    
```

11.1.4 Example

- 1) `http://10.1.0.1/api/wbgetnwkbasic.cgi`

11.1.5 Notes

- 1) When OpeLog=No is entered, a log related to API start/end is not output. When it is omitted, it is regarded as OpeLog=Yes.

11.2 Reference of Bandwidth Control Settings

wbgetnwkbandwidth.cgi

11.2.1 Syntax

- 1) http://<camip>/api/wbgetnwkbandwidth.cgi

11.2.2 Input

Item	Type	Entry name	Value
Log output control of cgi common to all types		OpeLog	No/Yes [default: Yes] (omissible)

11.2.3 Output

Code	Status
20	OK
32	InvalidValue
33	InvalidOperand

Code	Status
92	CriticalError

wbgetnwkbandwidth.cgi indicates the notification data format to the client when data has been obtained normally.

```
20 OK\r\n
\r\n
[Network-BandWidth]\r\n
Mode (value)\r\n
Numeric (value)\r\n
BandWidth (value)\r\n
```

11.2.4 Example

- 1) http://10.1.0.1/api/wbgetnwkbandwidth.cgi

11.2.5 Note

- 1) When OpeLog=No is entered, a log related to API start/end is not output. When it is omitted, it is regarded as OpeLog=Yes.

11.3 Reference of DDNS Settings

wbgetnwkdns.cgi

11.3.1 Syntax

- 1) `http://<camip>/api/wbgetnwkdns.cgi`

11.3.2 Input

Item	Type	Entry name	Value
Log output control of cgi common to all types		OpeLog	No/Yes [default: Yes] (omissible)

11.3.3 Output

Code	Status
20	OK
32	InvalidValue
33	InvalidOperand

Code	Status
92	CriticalError

wbgetnwkdns.cgi indicates the notification data format to the client when data has been obtained normally.

```
20 OK\r\n
\r\n
[Network-DDNS]\r\n
Mode (value)\r\n
Server (value)\r\n
UserID (value)\r\n
Password (value)\r\n
```

11.3.4 Example

- 1) `http://10.1.0.1/api/wbgetnwkdns.cgi`

11.3.5 Notes

- 1) When OpeLog=No is entered, a log related to API start/end is not output. When it is omitted, it is regarded as OpeLog=Yes.

11.4 Reference of FTP Server Settings

wbgetnwftpserver.cgi

11.4.1 Syntax

- 1) `http://<camip>/api/wbgetnwftpserver.cgi`

11.4.2 Input

Item	Type	Entry name	Value
Log output control of cgi common to all types		OpeLog	No/Yes [default: Yes] (omissible)

11.4.3 Output

Code	Status
20	OK
32	InvalidValue
33	InvalidOperand

Code	Status
92	CriticalError

wbgetnwftpserver.cgi indicates the notification data format to the client when data has been obtained normally.

```
20 OK\r\n
\r\n
[Network-FTPserver]\r\n
Mode (value)\r\n
LoginID (value)\r\n
Password (value)\r\n
MaxConnection (value)\r\n
```

11.4.4 Example

- 1) `http://10.1.0.1/api/wbgetnwftpserver.cgi`

11.4.5 Notes

- 1) When OpeLog=No is entered, a log related to API start/end is not output. When it is omitted, it is regarded as OpeLog=Yes.

11.5 Get MAC Address

wbgetnwkmac.cgi

11.5.1 Syntax

- 2) `http://<camip>/api/wbgetnwkmac.cgi`

11.5.2 Input

Item	Type	Entry name	Value
		-	-

11.5.3 Output

Code	Status
-	-

wbgetnwkmac.cgi indicates the notification data format to the client when data has been obtained normally.

MAC="01:23:45:67:89:ab"

11.5.4 Example

- 1) `http://10.1.0.1/api/wbgetnwkmac.cgi`

11.5.5 Notes

- 1) This API does not require any parameter.

12. Reference of Administrator Functions

- `wbgetmultiscreen.cgi` - Reference of Multi-Screen Information

wbget multiscre .cgi

(1) (2) (3)

- (1) Indicates a reference API.
- (2) Indicates an Multi-Screen reference API.
- (3) Every API is started and executed as cgi.

On the next page, the camera reference API is shown.

12.1 Reference of Multi-Screen Information

wbgetmultiscreen.cgi

12.1.1 Syntax

- 1) `http://<camip>/api/wbgetmultiscreen.cgi`

12.1.2 Input

Item	Type	Entry name	Value
Log output control of cgi common to all types		OpeLog	No/Yes [default: Yes] (omissible)

12.1.3 Output

Code	Status
20	OK
32	InvalidValue
33	InvalidOperand

Code	Status
92	CriticalError

wbgetmultiscreen.cgi indicates the notification data format to the client when data has been obtained normally.

```

20 OK\r\n
\r\n
[Mulsti-Screen-Display]\r\n
<DisplayMode>\r\n
Mode (value)\r\n
<MyCameraInfo>\r\n
Name (value)\r\n
Addr (value)\r\n
HTTPPortNumber (value)\r\n
Kind (value)\r\n
Selection (value)\r\n
<Camera-1>\r\n
: Name (value)\r\n
: Addr (value)\r\n
: HTTPPortNumber (value)\r\n
: Kind (value)\r\n
: Selection (value)\r\n
: . . . . .
: <Camera-30>\r\n
: Name (value)\r\n
: Addr (value)\r\n
: HTTPPortNumber (value)\r\n
: Kind (value)\r\n
: Selection (value)\r\n

```

12.1.4 Example

- 1) `http://10.1.0.1/api/wbgetmultiscreen.cgi`

12.1.5 Notes

- 1) When OpeLog=No is entered, a log related to API start/end is not output. When it is omitted, it is regarded as OpeLog=Yes.

13. Reference of Administrator Functions

- `wbgetadminuserinfo.cgi` - Reference of User Information
- `wbgetadminuserfunctions.cgi` - Reference of User Operation Restriction
- `wbgetadminTaD.cgi` - Reference of Date and Time Settings
- `wbgetadmintime.cgi` - Reference of Current Camera Time

wbget admin func .cgi

(1) (2) (3) (4)

- (1) Indicates a reference API.
- (2) Indicates an admin type reference API.
- (3) Indicates the function matched to the WEB setting page.
- (4) Every API is started and executed as cgi.

On and after the next page, the camera reference API is shown.

13.1 Reference of User Information

wbgetadminuserinfo.cgi

13.1.1 Syntax

- 1) `http://<camip>/api/wbgetadminuserinfo.cgi`

13.1.2 Input

Item	Type	Entry name	Value
Log output control of cgi common to all types		OpeLog	No/Yes [default: Yes] (omissible)

13.1.3 Output

Code	Status
20	OK
32	InvalidValue
33	InvalidOperand

Code	Status
92	CriticalError

wbgetadminuserinfo.cgi indicates the notification data format to the client when data has been obtained normally.

```
20 OK\r\n
\r\n
[User-Info]\r\n
LoginRestriction (value)\r\n
```

13.1.4 Example

- 1) `http://10.1.0.1/api/wbgetadminuserinfo.cgi`

13.1.5 Notes

- 1) When OpeLog=No is entered, a log related to API start/end is not output. When it is omitted, it is regarded as OpeLog=Yes.

13.2 Reference of User Operation Restriction

wbgetadminuserfunctions.cgi

13.2.1 Syntax

- 1) `http://<camip>/api/wbgetadminuserfunctions.cgi`

13.2.2 Input

Item	Type	Entry name	Value
Log output control of cgi common to all types		OpeLog	No/Yes [default: Yes] (omissible)

13.2.3 Output

Code	Status
20	OK
32	InvalidValue
33	InvalidOperand

Code	Status
92	CriticalError

wbgetadminuserfunctions.cgi indicates the notification data format to the client when data has been obtained normally.

```

20 OK\r\n
\r\n
[Admin-UserFunctions]\r\n
<FunctionRestriction>\r\n
Mode (value)\r\n
<Function>\r\n
Resolution (value)\r\n
CompressionRatio (value)\r\n
AECControl (value)\r\n
Mounting (value)\r\n
AutoBW (value)\r\n
WhiteBalance (value)\r\n
WBManualGain (value)\r\n
AWBOffset (value)\r\n
AWBRange (value)\r\n
AutoGainControl (value)\r\n
SlowShutterMax (value)\r\n
BackLightCompensation (value)\r\n
Sharpness (value)\r\n
Gain (value)\r\n
NoiseReduction (value)\r\n
Zoom (value)\r\n
Audio (value)\r\n
PictureSaving (value)\r\n
PanTilt (value)\r\n
AutoPatrol (value)\r\n
Scan (value)\r\n
Preset (value)\r\n
PlayAlarm (value)\r\n
PlayNormal (value)\r\n
PlayControl (value)\r\n

```

13.2.4 Example

- 1) `http://10.1.0.1/api/wbgetadminuserfunctions.cgi`

13.2.5 Notes

- 1) When OpeLog=No is entered, a log related to API start/end is not output. When it is omitted, it is regarded as OpeLog=Yes.

13.3 Reference of Time and Date Settings

wbgetadminTaD.cgi

13.3.1 Syntax

- 1) `http://<camip>/api/wbgetadminTaD.cgi`

13.3.2 Input

Item	Type	Entry name	Value
Log output control of cgi common to all types		OpeLog	No/Yes [default: Yes] (omissible)

13.3.3 Output

Code	Status
20	OK
32	InvalidValue
33	InvalidOperand

Code	Status
92	CriticalError

wbgetadminTaD.cgi indicates the notification data format to the client when data has been obtained normally.

20 OK\r\n	Mode (value)\r\n
\r\n	Server (value)\r\n
[Admin-T&D]\r\n	AdjustingCycle (value)\r\n
<TimeZone>\r\n	<DaylightSaving>
Location (value)\r\n	Mode (value)\r\n
<NTP>\r\n	

13.3.4 Example

- 1) `http://10.1.0.1/api/wbgetadminTaD.cgi`

13.3.5 Notes

- 1) When OpeLog=No is entered, a log related to API start/end is not output. When it is omitted, it is regarded as OpeLog=Yes.

13.4 Reference of Current Camera Time

wbgetadmintime.cgi

13.4.1 Syntax

- 1) `http://<camip>/api/wbgetadmintime.cgi`

13.4.2 Input

Item	Type	Entry name	Value
Log output control of cgi common to all types		OpeLog	No/Yes [default: Yes] (omissible)

13.4.3 Output

Code	Status
20	OK
32	InvalidValue
33	InvalidOperand

Code	Status
92	CriticalError

wbgetadmintime.cgi indicates the notification data format to the client when data has been obtained normally.

```
20 OK\r\n
\r\n
2006-6-30 13:25:03\r\n
```

13.4.4 Example

- 1) `http://10.1.0.1/api/wbgetadmintime.cgi`

13.4.5 Notes

- 1) When OpeLog=No is entered, a log related to API start/end is not output. When it is omitted, it is regarded as OpeLog=Yes.

14. Reference of Log Management Setting

- `wbgetlogconditions.cgi` - Reference of Log Filtering Settings
- `wbgetloglist.cgi` - Reference of Log Lists

wbget log func .cgi

(1) (2) (3) (4)

- (1) Indicates a reference API.
- (2) Indicates a log type reference API.
- (3) Indicates the function matched to the WEB setting page.
- (4) Every API is started and executed as cgi.

On and after the next page, the camera reference API is shown.

14.1 Reference of Log Filtering Settings

wbgetlogconditions.cgi

14.1.1 Syntax

- 1) `http://<camip>/api/wbgetlogconditions.cgi`

14.1.2 Input

Item	Type	Entry name	Value
Log output control of cgi common to all types		OpeLog	No/Yes [default: Yes] (omissible)

14.1.3 Output

Code	Status
20	OK
32	InvalidValue
33	InvalidOperand

Code	Status
92	CriticalError

wbgetlogconditions.cgi indicates the notification data format to the client when data has been obtained normally.

```

20 OK\r\n
\r\n
[Log-Condition]\r\n
Display (value)\r\n
Filter (value)\r\n
Which (value)\r\n
NumberOf (value)\r\n
Keyword (value)\r\n
Year (value)\r\n
Month (value)\r\n
Day (value)\r\n
Hour (value)\r\n
Minute (value)\r\n
Second (value)\r\n
BcAd (value)\r\n

```

14.1.4 Example

- 1) `http://10.1.0.1/api/wbgetlogconditions.cgi`

14.1.5 Notes

- 1) When OpeLog=No is entered, a log related to API start/end is not output. When it is omitted, it is regarded as OpeLog=Yes.

14.2 Reference of Log Lists

wbgetloglist.cgi

14.2.1 Syntax

- 1) `http://<camip>/api/wbgetloglist.cgi`

14.2.2 Input

Item	Type	Entry name	Value
Log output control of cgi common to all types		OpeLog	No/Yes [default: Yes] (omissible)

14.2.3 Output

Code	Status
20	OK
32	InvalidValue
33	InvalidOperand

Code	Status
92	CriticalError

wbgetloglist.cgi indicates the notification data format to the client when data has been obtained normally.

<pre>(success) == Total log messages – <i>n1</i> ==\r\n - Show all log messages. \r\n list\r\n ... == Appeared log messages – <i>n2/n1(n3%)</i> ==\r\n * In both cases of success and failure, the format is not the HTML format.</pre>	<pre>⋮</pre>	<pre>(fail) 40 FailToGet\r\n</pre>
---	--------------	------------------------------------

The output format of each log list is as follows:

- First line) Indicates the total number of logs saved in the IK-WB15A by *n1*.
- Second line) Indicates the conditions entered by log filter (display condition) setting.
- Third line) Indicates the actual log list in and after this line.
- Last line) Indicates the number of logs filtered in the condition shown in the second line by *n2*. The ratio occupied in the whole is indicated by *n3*.

The output format of each log list is as follows:

```
[ 1] Sat Sep 10 05:01:34 2005 2000221 rgst> Success to save. Camera info.
(1) (2) (3) (4)
```

- (5) Log item number
- (6) Date/time of log output (ASCII time)
- (7) Log control number
- (8) Contents of detailed log message

14.2.4 Example

- 1) <http://10.1.0.1/api/wbgetloglist.cgi>

14.2.5 Notes

- 1) When OpeLog=No is entered, a log related to API start/end is not output. When it is omitted, it is regarded as OpeLog=Yes.

IX. IK-WB15A List Operation type API List

Item No.	Item	Sub-number	menu	API name	Function type
15	Alarm In List	15-1	Reference of Alarm In List	wblastalarm.cgi	3 types
			Deletion of All Alarm In List		
			Deletion of Alarm In List by Time and Date		
	Normal List	15-2	Reference of Normal List	wblastnormal.cgi	3 types
			Deletion of All Normal List		
			Deletion of Normal List by Time and Date		
	Ext. Control In List	15-3	Reference of Ext. Control In List	wblastextcontrol.cgi	3 types
			Deletion of All Ext. Control In List		
			Deletion of Ext. Control In List by Time and Date		

15. List Operation

- `wblistalarm.cgi` - Reference/Deletion of Alarm In List
- `wblistnormal.cgi` - Reference/Deletion of Normal List
- `wblistextcontrol.cgi` - Reference/Deletion of Ext. Control In List

wblist func .cgi

(1) (2) (3)

- (1) Indicates a list operation API.
- (2) Indicates a list operation type reference/deletion API.
- (3) Indicates the function matched to the WEB setting page.
- (4) Every API is started and executed as cgi.

On and after the next page, the camera reference API is shown.

15.1 Reference/Deletion of Alarm In List

wblistalarm.cgi

15.1.1 Syntax

- 1) `http://<camip>/api/wblistalarm.cgi?type=Show`
- 2) `http://<camip>/api/wblistalarm.cgi?type=RemoveAll`
- 3) `http://<camip>/api/wblistalarm.cgi?type=RemoveSpan&StartDT=<yyyymmddHHMMSS>&EndDT=<yyyymmddHHMMSS>`

15.1.2 Input

Item	Type	Entry name	Value
Reference of all list	type=Show	-	-
All deletion of list	type=RemoveAll	-	-
Deletion of list by Time and Date	type=RemoveSpan	StartDT	yyyymmddHHMMSS format
		EndDT	yyyymmddHHMMSS format
Log output control of cgi common to all types		OpeLog	No/Yes [default: Yes] (omissible)

15.1.3 Output

- 1) When at type=Show

Code	Status
20	OK
31	InvalidEntry
32	InvalidValue

Code	Status
60	FailAction

wblistalarm.cgi?type=Show indicates the notification data format to the client when data has been obtained normally.

```
20 OK\r\n
\r\n
alarmlist\r\n
alarmlist\r\n
...
```

* In both cases of success and failure, the format is not the HTML format.

At success, the list output format is as follows:

```
[ 1] motion Thu Fe1.005:01:34 2003
(1) (2) (3)
```

- (1) List item number
- (2) Type of alarm list
 - exalarm ... Alarm In
 - motion Motion Detection
- (3) List recoding date/time (ASCII time)

When a list is to be output or when a list is being output, an error may occur and the list output may be stopped halfway. In this case, a status to notify the error is output after the last list.

A) case 1 20 OK\r\n\r\n alarmlist-1\r\n\r\n alarmlist-2\r\n\r\n 60 FailAction\r\n\r\n	B) case 2 20 OK\r\n\r\n \r\n\r\n 60 FailAction\r\n\r\n
--	---

* In both cases of success and failure, the format is not the HTML format.

2) When at type=RemoveAll/RemoveSpan

Code	Status
20	OK
31	InvalidEntry
32	InvalidValue

Code	Status
60	FailAction

15.1.4 Example

- 1) <http://10.1.0.1/api/wblistalarm.cgi?type=Show>
- 2) <http://10.1.0.1/api/wblistalarm.cgi?type=RemoveAll>
- 3) <http://10.1.0.1/api/wblistalarm.cgi?type=RemoveSpan&StartDT=20050112000000&EndDT=20050124235959>

15.1.5 Notes

- 1) The relation between StartDT and EndDT at type= RemoveSpan should be (StartDT <= EndDT) and both should be of the yyymmddHHMMSS format.
- 2) At type=RemoveAll and type=RemoveSpan, the corresponding list is immediately deleted without confirmation.
- 3) When OpeLog=No is entered, a log related to API start/end is not output. When it is omitted, it is regarded as OpeLog=Yes.
- 4) This API does not check type=<value> and any argument other than StartDT=<value> and EndDT=<value> at type=RemoveSpan. Accordingly, if there are illegal arguments other than these, they are ignored.

15.2 Reference/Deletion of Normal List

wblistnormal.cgi

15.2.1 Syntax

- 1) `http://<camip>/api/wblistnormal.cgi?type=Show`
- 2) `http://<camip>/api/wblistnormal.cgi?type=RemoveAll`
- 3) `http://<camip>/api/wblistnormal.cgi?type=RemoveSpan&StartDT=<yyyymmddHHMMSS>&EndDT=<yyyymmddHHMMSS>`

15.2.2 Input

Item	Type	Entry name	Value
Reference of all list	type=Show	-	-
All deletion of list	type=RemoveAll	-	-
Deletion of list by Time and Date	type=RemoveSpan	StartDT	yyyymmddHHMMSS format
		EndDT	yyyymmddHHMMSS format
Log output control of cgi common to all types		OpeLog	No/Yes [default: Yes] (omissible)

15.2.3 Output

- 1) When at type=Show

Code	Status
20	OK
31	InvalidEntry
32	InvalidValue

Code	Status
60	FailAction

wblistnormal.cgi?type=Show indicates the notification data format to the client when data has been obtained normally.

```
20 OK\r\n
\r\n
normalist\r\n
normalist\r\n
...
```

* In both cases of success and failure, the format is not the HTML format.

The list output format is as follows:

```
[ 1] normal Thu Fe1.005:01:34 2003
(1)      (2)      (3)
```


15.3 Reference/Deletion of Ext. Control In List

wblistextcontrol.cgi

15.3.1 Syntax

- 1) http://<camip>/api/wblistextcontrol.cgi?type=Show
- 2) http://<camip>/api/wblistextcontrol.cgi?type=RemoveAll
- 3) http://<camip>/api/wblistextcontrol.cgi?type=RemoveSpan&StartDT=<yyyymmddHHMMSS>&EndDT=<yyyymmddHHMMSS>

15.3.2 Input

Item	Type	Entry name	Value
Reference of all list	type=Show	-	-
All deletion of list	type=RemoveAll	-	-
Deletion of list by Time and Date	type=RemoveSpan	StartDT	yyyymmddHHMMSS format
		EndDT	yyyymmddHHMMSS format
Log output control of cgi common to all types		OpeLog	No/Yes [default: Yes] (omissible)

15.3.3 Output

- 1) When at type=Show

Code	Status
20	OK
31	InvalidEntry
32	InvalidValue

Code	Status
60	FailAction

wblistextcontrol.cgi?type=Show indicates the notification data format to the client when data has been obtained normally.

```
20 OK\r\n
\r\n
extcontrollist\r\n
extcontrollist\r\n
...
```

* In both cases of success and failure, the format is not the HTML format.

The list output format is as follows:

```
[ 1] extcontrol Thu Fe1.005:01:34 2003
(1)      (2)      (3)
```


X. IK-WB15A External Storage Operation Type API List

Item No.	Item	Sun-number	Menu	Api name	Function type
16	External Storage	16-1	Insert notification	wbstoragestatus.cgi	-
		16-2	Mount/Unmount execute	wbstoragemount.cgi	2 types
		16-3	Mount status notification	wbstoragemountstatus.cgi	-
		16-4	Format	wbstorageformat.cgi	-

16. External Storage

- `wbstoragestatus.cgi` - Check Storage Inserted Status
- `wbstoragemount.cgi` - Execute Storage Mount/Unmount
- `wbstoragemountstatus.cgi` - Check Storage Mount Status
- `wbstorageformat.cgi` - Format Storage

wbstorage func .cgi

(1) (2) (3)

- (1) Indicates a storage operation API.
- (2) Indicates a storage operation type API.
- (3) Every API is started and executed as cgi.

On and after the next page, the camera reference API is shown.

16.1 Check Storage Inserted Status

wbstoragestatus.cgi

16.1.1 Syntax

- 1) `http://<camip>/api/wbstoragestatus.cgi`

16.1.2 Input

Item	Type	Entry name	Value
Log output control of cgi common to all types		OpeLog	No/Yes [default: Yes] (omissible)

16.1.3 Output

Code	Status
21	Inserted
71	NotInserted

16.1.4 Example

- 1) `http://10.1.0.1/api/wbstoragestatus.cgi`

16.1.5 Notes

- 1) When OpeLog=No is entered, a log related to API start/end is not output. When it is omitted, it is regarded as OpeLog=Yes.
- 2) This API does not check any argument other than OpeLog=No/Yes. Accordingly, if there are illegal arguments other than these, they are ignored.

16.2 Execute Storage Mount/Unmount

wbstoragemount.cgi

16.2.1 Syntax

- 1) `http://<camip>/api/wbstoragemount.cgi?type=<value>`

16.2.2 Input

Item	Type	Entry name	Value
Execute mount	type=Mount	-	-
Execute unmount	type=Unmount	-	-
Log output control of cgi common to all types		OpeLog	No/Yes [default: Yes] (omissible)

16.2.3 Output

Code	Status
20	OK
30	InvalidType
73	FailedToMount

16.2.4 Example

- 1) `http://10.1.0.1/api/wbstoragemount.cgi?type=Mount`
- 2) `http://10.1.0.1/api/wbstoragemount.cgi?type=Unmount`

16.2.5 Notes

- 1) When OpeLog=No is entered, a log related to API start/end is not output. When it is omitted, it is regarded as OpeLog=Yes.
- 2) This API does not check any argument other than OpeLog=No/Yes and type=Mount/Unmount. Accordingly, if there are illegal arguments other than these, they are ignored.

16.3 Check Storage Mount Status

wbstoragemountstatus.cgi

16.3.1 Syntax

- 1) `http://<camip>/api/wbstoragemountstatus.cgi`

16.3.2 Input

Item	Type	Entry name	Value
Log output control of cgi common to all types		OpeLog	No/Yes [default: Yes] (omissible)

16.3.3 Output

Code	Status
22	Mounted
72	NotMounted

16.3.4 Example

- 1) `http://10.1.0.1/api/wbstoragemountstatus.cgi`

16.3.5 Notes

- 1) In the IK-WB15A, auto mount of an external storage is not executed. Accordingly, the user must execute one of the followings after mounting the external storage in the IK-WB15A.
 - Execute mount by "SD in/out wizard" on the WEB setting page.
 - Execute mount by using API "wbstoragemount.cgi".
- 2) When OpeLog=No is entered, a log related to API start/end is not output. When it is omitted, it is regarded as OpeLog=Yes.
- 3) This API does not check any argument other than OpeLog=No/Yes. Accordingly, if there are illegal arguments other than these, they are ignored.

16.4 Format Storage

wbstorageformat.cgi

16.4.1 Syntax

- 1) `http://<camip>/api/wbstorageformat.cgi`

16.4.2 Input

Item	Type	Entry name	Value
Log output control of cgi common to all types		OpeLog	No/Yes [default: Yes] (omissible)

16.4.3 Output

Code	Status
20	OK
74	FailedToFormat

16.4.4 Example

- 1) `http://10.1.0.1/api/wbstorageformat.cgi`

16.4.5 Notes

- 1) When OpeLog=No is entered, a log related to API start/end is not output. When it is omitted, it is regarded as OpeLog=Yes.
- 2) This API does not check any argument other than OpeLog=No/Yes. Accordingly, if there are illegal arguments other than these, they are ignored.

XI. PTZ Operation Type API List

Item No.	Item	Sub-number	Menu	API name	Function type
17	PTZ Operation	17-1	PAN/TILT Operation	wbpantiltapi.cgi	-
		17-2	Zoom Operation	wbsetzoom.cgi	1 type
		17-3	Get Current Pan/Tilt/Zoom Position	wbgetptzposition.cgi	1 type

17. PTZ Operation

- `wbpantiltapi.cgi` - Pan/Tilt Operation
- `wbsetzoom.cgi` - Zoom Operation
- `wbgetptzposition.cgi` - Get current Pan/Tilt/Zoom Position

wb func .cgi

(1) (2) (3)

- (1) Indicate a camera operation API.
- (2) Indicate a PTZ operation type API.
- (3) Every API is started and executed as cgi.

The camera reference API is shown on the following pages.

17.1 Pan/Tilt Operation

wbpantiltapi.cgi

17.1.1 Syntax

- 1) `http://<camip>/api/wbpantiltapi.cgi?cont_2=<value>[&id=<value>]`

17.1.2 Input

Item	Type	Entry name	Entry value	Std.val	Unit
PT operation	-	cont_2	1:Pan Left 2:Pan Right 4:Tilt Up 8:Tilt Down 16:Center 32:Scan 64:Auto Patrol	-	-
		id	any	-	-

17.1.3 Output

Code	Status
20	OK
32	InvalidValue
90	CriticalError

17.1.4 Example

- 1) `http://10.1.0.1/api/wbpantiltapi.cgi?cont_2=32&id=20050910011600`

17.1.5 Notes

- 1) This API requires designated values for “cont_2”.
- 2) ‘id’ is used to prevent the browser from reading the cache. If the cache is not used for the development application, id may have any value.
- 3) **All the parameters are based on “Ceiling Mount”. Therefore, in case of a “Desktop Mount”, set a reversed parameter for right/left and top/bottom sides respectively.** Refer to *Appendix.C* for details.

17.2 Zoom Operation

wbsetzoom.cgi

17.2.1 Syntax

- 1) `http://<camip>/api/wbsetzoom.cgi?type=Set&Zoom=<value>`

17.2.2 Input

Item	Type	Entry name	Entry value	Std.val	Unit
Zoom operation	type=Set	Zoom	Tele/Wide	-	-

17.2.3 Output

Code	Status
20	OK
31	InvalidEntry
32	InvalidValue

Code	Status
90	CriticalError

17.2.4 Example

- 1) `http://10.1.0.1/api/wbsetzoom.cgi?type=Set&Zoom=Tele`
- 2) `http://10.1.0.1/api/wbsetzoom.cgi?type=Set&Zoom=Wide`

17.2.5 Notes

N/A

17.3 Get Current Pan/Tilt/Zoom Position

wbgetptzposition.cgi

17.3.1 Syntax

- 1) `http://<camip>/api/wbgetptzposition.cgi`

17.3.2 Input

N/A

17.3.3 Output

Code	Status
20	OK
91	FatalError

wbgetptzposition.cgi indicates the notification data format to the client when data has been obtained normally.

```
20 OK\r\n\r\nZoom (value)\r\nPAN (value)\r\nTILT (value)\r\n
```

17.3.4 Example

- 1) `http://10.1.0.1/api/wbgetptzposition.cgi`

17.3.5 Note

N/A

Appendix.A Output of getstream.cgi

The distribution format by streaming has the following fixed format.

<HTTP Header>
<Image Data Division>
<Message Notification Division>

To distribute multiple image data, <Image Data Division> is executed repeatedly.

<Message Notification Division> notifies the client of the streaming execution status and termination status as a message.

The following is an explanation of how to distribute image data.

--- For normal termination ---

To distribute image data by streaming, it is output in the following fixed format.

The *italic* portion means a portion that changes as data.

```
HTTP/1.0 200 OK\r\n
Content-Type: multipart/x-mixed-replace;boundary=<32byte-sync>\r\n
\r\n
--<32byte-sync>\r\n
<<image-fields>>
--<32byte-sync>\r\n
<<image-fields>>
...
--<32byte-sync>\r\n
<<image-fields>>
--<32byte-sync>\r\n
Content-Length: 20\r\n
EndOf-getstream.cgi.
```

The above is used as the basic format and the contents of <<image-fields>> varies depending on whether it is voice data or image data as shown below:

```
= For JPEG data =  
Content-Type: image/jpeg\r\n  
Content-Length: <image size>\r\n  
\r\n  
<JPEG image data>\r\n
```

```
= For Audio data =  
Content-Type: audio/wav\r\n  
Content-Length: <image size>\r\n  
\r\n  
<WAV image data>\r\n
```

Each *<image fields>* and an output message from the streaming execution task are separated by a unique 32-byte synchronization ID based on each occasion which is called boundary.

Regarding the image data receiving status, it can be judged by enclosing in the boundary whether the data indicated in Length has been received. If Length does not match with the actual received image size, the image data in this boundary is regarded as incomplete data, so that an error is notified or the data is discarded, proceeding to receiving processing for the next image data.

--- For termination due to an error ---

If streaming cannot be started due to a parameter error, the data is output in the following fixed format.

```
HTTP/1.0 200 OK\r\n  
Content-Type: multipart/x-mixed-replace;boundary=<32byte-sync>\r\n  
\r\n  
--<32byte-sync>\r\n  
Content-Length: 20\r\n  
<stream msg>\r\n  
--<32byte-sync>\r\n  
Content-Length: 20\r\n  
EndOf-getstream.cgi.
```

As compared with the normal status, this status is characterized by the following two points:

- There is no <<image fields>>.
- The "stream" message (<stream msg>) is added together with the Length indicating line before the stream termination message of "EndOf-getstream.cgi".

--- Contents of <stream msg> ---

<stream msg> is a message to be used to notify the client of a streaming execution result and its length is fixed to 20 bytes in every message. This is used not only to notify an error message but to notify a streaming forced termination status such as abort5/abort10.

"EndOf-getstream.cgi" is a part of <stream msg> and a message that is always output when streaming ends.

Next, the types of <stream msg> message and the output timing of these messages are described below.

Item No.	Message type	contents of message	Status	Note
1.	Normal-1 OUT (streaming exec task/abort exec task)	EndOf-getstream.cgi.	both normal and error	This message may always be output with the exception of abort10.
2.	Normal-2 OUT (streaming exec task)	Not Found.....	normal	The last data has been distributed at reproduced image stream distribution.
3.	Error-1 OUT (streaming exec task)	Parameter Error.....	error	An error has found in an input parameter to the stream.
4.	Error-2 OUT (streaming exec task)	unmatch auth info...	error	The ID/PW authentication information does not match. In the IK-WB15A. This error is not notified.
5.	Emergency Normal-1 OUT (streaming exec task)	Abort.....	normal	Stream distribution has been forcibly terminated by an abort5/10 request.

Appendix.B Output of wbgetallinfo.cgi

[Version] Ver (RB0.50.000)	[Camera-Recording] <Alarm> AlarmInRecMode (1) ExtControllnRecMode (1) MotionRecMode (1) NumberOfPrePicture (3) NumberOfPostPicture (10) Interval (10) <Normal> Mode (1) Monday (1) Tuesday (1) Wednesday (1) Thursday (1) Friday (1) Saturday (1) Sunday (1) Pattern1Start (8) Pattern1End (17) Pattern2Start (8) Pattern2End (17) Interval (60) <RecOverwriting> Mode (1)	ConnectMode (1) <Server-2> Name () LoginID () Password () FTPcPortNumber (21) FTPMode (1) ConnectMode (1) <AttachedPicture> Size (2) FileNameMode (1) <HowToUse> Detail (1) <bySchedule> Monday (1) Tuesday (1) Wednesday (1) Thursday (1) Friday (1) Saturday (1) Sunday (1) Pattern1Start (8) Pattern1End (17) Pattern2Start (8) Pattern2End (17) Interval (1) FileName () Server1Path () Server2Path () <byAlarm> NumberOfPrePicture (10) NumberOfPostPicture (10) Interval (1) AiFileName () MdFileName () Server1Path ()	Server2Path () <byExtControlln> Interval (60) FileName () Server1Path () Server2Path () <Accumulation> Mode (1) Interval (60) OverWriting (1) [Camera-Mail] <Authentication> Mode (1) SMTPServer () POP3Server () POP3ID () POP3Password () AdminMailAddr () <ConditionByAlarmIn> Mode (1) Subject () Body () URLMode (1) URLInfo () AttachMode (1) <ConditionByMotion> Mode (1) Subject () Body () URLMode (1) URLInfo () AttachMode (1) <AttachSize> AttachSize (1) <Recipient>
[Camera-General] Resolution (3) CompressionRatio (3) AECControl (0) Mounting (1) AutoBW (1) WhiteBalance (1) WBManualGainR (0) WBManualGainB (0) AWBOffsetYeCy (0) AWBOffsetMgG (0) AWBRange (1) AutoGainControl (2) SlowShutterMax (3) BackLightCompensation (7) Sharpness (2) GainRY (0) GainBY (0) NoiseReduction (1)	[Camera-FrameRate] Rate (1)	[Camera-FTPclient] <FTPCondition> Mode (1) AlarmInMode (1) MotionMode (1) <Server-1> Name () LoginID () Password () FTPcPortNumber (21) FTPMode (1)	
[Camera-Alarm] <AlarmType> Mode (1) InputPolarity (1) <MotionDetection> Mode (1) Sensitivity (1) <HoldingOutTime> Time (5)			

To the next page.

From the last page.

MustSendAdminMode (1)	Motion (1)	TiltPosition (32767)	PanPosition (32767)
<MailTo-1>		ZoomPosition (0)	TiltPosition (32767)
RecipientAddr ()	[Camera-Sound]	<PresetNumber-2>	ZoomPosition (0)
AlarmIn (1)	<Input>	PresetName ()	<PresetNumber-10>
Motion (1)	Mode (1)	PanPosition (32767)	PresetName ()
<MailTo-2>	Level (2)	TiltPosition (32767)	PanPosition (32767)
RecipientAddr ()	<Output>	ZoomPosition (0)	TiltPosition (32767)
AlarmIn (1)	Mode (1)	<PresetNumber-3>	ZoomPosition (0)
Motion (1)	Level (2)	PresetName ()	<PresetNumber-11>
<MailTo-3>RecipientAddr ()		PanPosition (32767)	PresetName ()
AlarmIn (1)	[PanTilt-General]	TiltPosition (32767)	PanPosition (32767)
Motion (1)	<PTCondition>	ZoomPosition (0)	TiltPosition (32767)
<MailTo-4>	ScanSpeed (1)	<PresetNumber-4>	ZoomPosition (0)
RecipientAddr ()	PowerUp (1)	PresetName ()	<PresetNumber-12>
AlarmIn (1)	FreezeFrame (1)	PanPosition (32767)	PresetName ()
Motion (1)	<AssociationToAlarm>	TiltPosition (32767)	PanPosition (32767)
<MailTo-5>	Mode (1)	ZoomPosition (0)	TiltPosition (32767)
RecipientAddr ()	PTByAlarmIn (1)	<PresetNumber-5>	ZoomPosition (0)
AlarmIn (1)	PTByMotion (1)	PresetName ()	<PresetNumber-13>
Motion (1)	PresetNumber (1)	PanPosition (32767)	PresetName ()
<MailTo-6>	Resume (1)	TiltPosition (32767)	PanPosition (32767)
RecipientAddr ()	ResumeTime (60)	ZoomPosition (0)	TiltPosition (32767)
AlarmIn (1)	<LeftLimitSetting>	<PresetNumber-6>	ZoomPosition (0)
Motion (1)	Mode (1)	PresetName ()	<PresetNumber-14>
<MailTo-7>	Degree (0)	PanPosition (32767)	PresetName ()
RecipientAddr ()	<RightLimitSetting>	TiltPosition (32767)	PanPosition (32767)
AlarmIn (1)	Mode (1)	ZoomPosition (0)	TiltPosition (32767)
Motion (1)	Degree (7716)	<PresetNumber-7>	ZoomPosition (0)
<MailTo-8>	<TopLimitSetting>	PresetName ()	<PresetNumber-15>
RecipientAddr ()	Mode (1)	PanPosition (32767)	PresetName ()
AlarmIn (1)	Degree (0)	TiltPosition (32767)	PanPosition (32767)
Motion (1)	<BottomLimitSetting>	ZoomPosition (0)	TiltPosition (32767)
<MailTo-9>	Mode (1)	<PresetNumber-8>	ZoomPosition (0)
RecipientAddr ()	Degree (2617)	PresetName ()	<PresetNumber-16>
AlarmIn (1)		PanPosition (32767)	PresetName ()
Motion (1)	[PanTilt-Preset]	TiltPosition (32767)	PanPosition (32767)
<MailTo-10>	<PresetNumber-1>	ZoomPosition (0)	TiltPosition (32767)
RecipientAddr ()	PresetName ()	<PresetNumber-9>	ZoomPosition (0)
AlarmIn (1)	PanPosition (32767)	PresetName ()	<PresetNumber-17>

To the next page.

From the last page.

PresetName ()	<PresetNumber-25>	ZoomPosition (0)	TiltPosition (32767)
PanPosition (32767)	PresetName ()	<PresetNumber-33>	ZoomPosition (0)
TiltPosition (32767)	PanPosition (32767)	PresetName ()	<PresetNumber-41>
ZoomPosition (0)	TiltPosition (32767)	PanPosition (32767)	PresetName ()
<PresetNumber-18>	ZoomPosition (0)	TiltPosition (32767)	PanPosition (32767)
PresetName ()	<PresetNumber-26>	ZoomPosition (0)	TiltPosition (32767)
PanPosition (32767)	PresetName ()	<PresetNumber-34>	ZoomPosition (0)
TiltPosition (32767)	PanPosition (32767)	PresetName ()	<PresetNumber-42>
ZoomPosition (0)	TiltPosition (32767)	PanPosition (32767)	PresetName ()
<PresetNumber-19>	ZoomPosition (0)	TiltPosition (32767)	PanPosition (32767)
PresetName ()	<PresetNumber-27>	ZoomPosition (0)	TiltPosition (32767)
PanPosition (32767)	PresetName ()	<PresetNumber-35>	ZoomPosition (0)
TiltPosition (32767)	PanPosition (32767)	PresetName ()	<PresetNumber-43>
ZoomPosition (0)	TiltPosition (32767)	PanPosition (32767)	PresetName ()
<PresetNumber-20>	ZoomPosition (0)	TiltPosition (32767)	PanPosition (32767)
PresetName ()	<PresetNumber-28>	ZoomPosition (0)	TiltPosition (32767)
PanPosition (32767)	PresetName ()	<PresetNumber-36>	ZoomPosition (0)
TiltPosition (32767)	PanPosition (32767)	PresetName ()	<PresetNumber-44>
ZoomPosition (0)	TiltPosition (32767)	PanPosition (32767)	PresetName ()
<PresetNumber-21>	ZoomPosition (0)	TiltPosition (32767)	PanPosition (32767)
PresetName ()	<PresetNumber-29>	ZoomPosition (0)	TiltPosition (32767)
PanPosition (32767)	PresetName ()	<PresetNumber-37>	ZoomPosition (0)
TiltPosition (32767)	PanPosition (32767)	PresetName ()	<PresetNumber-45>
ZoomPosition (0)	TiltPosition (32767)	PanPosition (32767)	PresetName ()
<PresetNumber-22>	ZoomPosition (0)	TiltPosition (32767)	PanPosition (32767)
PresetName ()	<PresetNumber-30>	ZoomPosition (0)	TiltPosition (32767)
PanPosition (32767)	PresetName ()	<PresetNumber-38>	ZoomPosition (0)
TiltPosition (32767)	PanPosition (32767)	PresetName ()	<PresetNumber-46>
ZoomPosition (0)	TiltPosition (32767)	PanPosition (32767)	PresetName ()
<PresetNumber-23>	ZoomPosition (0)	TiltPosition (32767)	PanPosition (32767)
PresetName ()	<PresetNumber-31>	ZoomPosition (0)	TiltPosition (32767)
PanPosition (32767)	PresetName ()	<PresetNumber-39>	ZoomPosition (0)
TiltPosition (32767)	PanPosition (32767)	PresetName ()	<PresetNumber-47>
ZoomPosition (0)	TiltPosition (32767)	PanPosition (32767)	PresetName ()
<PresetNumber-24>	ZoomPosition (0)	TiltPosition (32767)	PanPosition (32767)
PresetName ()	<PresetNumber-32>	ZoomPosition (0)	TiltPosition (32767)
PanPosition (32767)	PresetName ()	<PresetNumber-40>	ZoomPosition (0)
TiltPosition (32767)	PanPosition (32767)	PresetName ()	<PresetNumber-48>
ZoomPosition (0)	TiltPosition (32767)	PanPosition (32767)	PresetName ()

To the next page.

From the last page.

PanPosition (32767)	PresetName ()	<PresetNumber-64>	PresetNumber-44 (1)
TiltPosition (32767)	PanPosition (32767)	PresetName ()	PresetNumber-45 (1)
ZoomPosition (0)	TiltPosition (32767)	PanPosition (32767)	PresetNumber-46 (1)
<PresetNumber-49>	ZoomPosition (0)	TiltPosition (32767)	PresetNumber-47 (1)
PresetName ()	<PresetNumber-57>	ZoomPosition (0)	PresetNumber-48 (1)
PanPosition (32767)	PresetName ()	[PanTilt-AutoPatrol]	PresetNumber-49 (1)
TiltPosition (32767)	PanPosition (32767)	<StayTime>	PresetNumber-50 (1)
ZoomPosition (0)	TiltPosition (32767)	StayTime (1)	PresetNumber-51 (1)
<PresetNumber-50>	ZoomPosition (0)	<AutoPatrolStopNumber>	PresetNumber-52 (1)
PresetName ()	<PresetNumber-58>	PresetNumber-1 (1)	PresetNumber-53 (1)
PanPosition (32767)	PresetName ()	PresetNumber-2 (1)	PresetNumber-54 (1)
TiltPosition (32767)	PanPosition (32767)	PresetNumber-3 (1)	PresetNumber-55 (1)
ZoomPosition (0)	TiltPosition (32767)	PresetNumber-4 (1)	PresetNumber-56 (1)
<PresetNumber-51>	ZoomPosition (0)	PresetNumber-5 (1)	PresetNumber-57 (1)
PresetName ()	<PresetNumber-59>	PresetNumber-6 (1)	PresetNumber-58 (1)
PanPosition (32767)	PresetName ()	PresetNumber-7 (1)	PresetNumber-59 (1)
TiltPosition (32767)	PanPosition (32767)	PresetNumber-22 (1)	PresetNumber-60 (1)
ZoomPosition (0)	TiltPosition (32767)	PresetNumber-23 (1)	PresetNumber-61 (1)
<PresetNumber-52>	ZoomPosition (0)	PresetNumber-24 (1)	PresetNumber-62 (1)
PresetName ()	<PresetNumber-60>	PresetNumber-25 (1)	PresetNumber-63 (1)
PanPosition (32767)	PresetName ()	PresetNumber-26 (1)	PresetNumber-64 (1)
TiltPosition (32767)	PanPosition (32767)	PresetNumber-27 (1)	[Network-General]
ZoomPosition (0)	TiltPosition (32767)	PresetNumber-28 (1)	CameraName (nwcam15)
<PresetNumber-53>	ZoomPosition (0)	PresetNumber-29 (1)	DHCPMode (2)
PresetName ()	<PresetNumber-61>	PresetNumber-30 (1)	IPAddress (192.168.0.30)
PanPosition (32767)	PresetName ()	PresetNumber-31 (1)	SubnetMask (255.255.255.0)
TiltPosition (32767)	PanPosition (32767)	PresetNumber-32 (1)	DefaultGateway ()
ZoomPosition (0)	TiltPosition (32767)	PresetNumber-33 (1)	PrimaryDNS ()
<PresetNumber-54>	ZoomPosition (0)	PresetNumber-34 (1)	SecondaryDNS ()
PresetName ()	<PresetNumber-62>	PresetNumber-35 (1)	CameraAutoDetection (1)
PanPosition (32767)	PresetName ()	PresetNumber-36 (1)	HTTPPortNumber (80)
TiltPosition (32767)	PanPosition (32767)	PresetNumber-37 (1)	HostName ()
ZoomPosition (0)	TiltPosition (32767)	PresetNumber-38 (1)	DomainName ()
<PresetNumber-55>	ZoomPosition (0)	PresetNumber-39 (1)	DNSUpdate (1)
PresetName ()	<PresetNumber-63>	PresetNumber-40 (1)	DHCPOption (1)
PanPosition (32767)	PresetName ()	PresetNumber-41 (1)	[Network-BandWidthControl]
TiltPosition (32767)	PanPosition (32767)	PresetNumber-42 (1)	Mode (1)
ZoomPosition (0)	TiltPosition (32767)	PresetNumber-43 (1)	
<PresetNumber-56>	ZoomPosition (0)		

To the next page.

From the last page.

Numeric (100)	HTTPPortNumber (80)	<Camera-10>	HTTPPortNumber (80)
BandWidth (2)	Kind (1)	Name ()	Kind (1)
	Selection (1)	Addr ()	Selection (1)
[Network-DDNS]	<Camera-4>	HTTPPortNumber (80)	<Camera-17>
Mode (1)	Name ()	Kind (1)	Name ()
Server ()	Addr ()	Selection (1)	Addr ()
UserID ()	HTTPPortNumber (80)	<Camera-11>	HTTPPortNumber (80)
Password ()	Kind (1)	Name ()	Kind (1)
	Selection (1)	Addr ()	Selection (1)
[Network-FTPserver]	<Camera-5>	HTTPPortNumber (80)	<Camera-18>
Mode (1)	Name ()	Kind (1)	Name ()
LoginID (cm9vdA==)	Addr ()	Selection (1)	Addr ()
Password (aWt3Yg==)	HTTPPortNumber (80)	<Camera-12>	HTTPPortNumber (80)
MaxConnection (1)	Kind (1)	Name ()	Kind (1)
	Selection (1)	Addr ()	Selection (1)
[Mulsti-Screen-Display]	<Camera-6>	HTTPPortNumber (80)	<Camera-19>
<DisplayMode>	Name ()	Kind (1)	Name ()
Mode (1)	Addr ()	Selection (1)	Addr ()
<MyCameraInfo>	HTTPPortNumber (80)	<Camera-13>	HTTPPortNumber (80)
Name (nwcam15)	Kind (1)	Name ()	Kind (1)
Addr (192.168.0.30)	Selection (1)	Addr ()	Selection (1)
HTTPPortNumber (80)	<Camera-7>	HTTPPortNumber (80)	<Camera-20>
Kind (12)	Name ()	Kind (1)	Name ()
Selection (1)	Addr ()	Selection (1)	Addr ()
<Camera-1>	HTTPPortNumber (80)	<Camera-14>	HTTPPortNumber (80)
Name ()	Kind (1)	Name ()	Kind (1)
Addr ()	Selection (1)	Addr ()	Selection (1)
HTTPPortNumber (80)	<Camera-8>	HTTPPortNumber (80)	<Camera-21>
Kind (1)	Name ()	Kind (1)	Name ()
Selection (1)	Addr ()	Selection (1)	Addr ()
<Camera-2>	HTTPPortNumber (80)	<Camera-15>	HTTPPortNumber (80)
Name ()	Kind (1)	Name ()	Kind (1)
Addr ()	Selection (1)	Addr ()	Selection (1)
HTTPPortNumber (80)	<Camera-9>	HTTPPortNumber (80)	<Camera-22>
Kind (1)	Name ()	Kind (1)	Name ()
Selection (1)	Addr ()	Selection (1)	Addr ()
<Camera-3>	HTTPPortNumber (80)	<Camera-16>	HTTPPortNumber (80)
Name ()	Kind (1)	Name ()	Kind (1)
Addr ()	Selection (1)	Addr ()	Selection (1)

To the next page.

<Camera-23>	HTTPPortNumber (80)	PlayAlarm (1)
Name ()	Kind (1)	PlayNormal (1)
Addr ()	Selection (1)	PlayControl (1)
HTTPPortNumber (80)	<Camera-30>	
Kind (1)	Name ()	[Admin-T&D]
Selection (1)	Addr ()	<TimeZone>
<Camera-24>	HTTPPortNumber (80)	Location (-8)
Name ()	Kind (1)	<NTP>
Addr ()	Selection (1)	Mode (1)
HTTPPortNumber (80)		Server ()
Kind (1)	[User-Info]	AdjustingCycle (1)
Selection (1)	LoginRestriction (2)	<DaylightSaving>
<Camera-25>		Mode (1)
Name ()	[Admin-UserFunctions]	
Addr ()	<FunctionRestriction>	[Log-Condition]
HTTPPortNumber (80)	Mode (1)	Display (1)
Kind (1)	<Function>	Filter (1)
Selection (1)	Resolution (1)	Which (1)
<Camera-26>	CompressionRatio (1)	NumberOf (16)
Name ()	AEControl (1)	Keyword ()
Addr ()	Mounting (1)	Year (5)
HTTPPortNumber (80)	AutoBW (1)	Month (1)
Kind (1)	WhiteBalance (1)	Day (1)
Selection (1)	WBManualGain (1)	Hour (0)
<Camera-27>	AWBOffset (1)	Minute (0)
Name ()	AWBRange (1)	Second (0)
Addr ()	AutoGainControl (1)	BcAd (1)
HTTPPortNumber (80)	SlowShutterMax (1)	
Kind (1)	BackLightCompensation (1)	
Selection (1)	Sharpness (1)	
<Camera-28>	Gain (1)	
Name ()	NoiseReduction (1)	
Addr ()	Zoom (1)	
HTTPPortNumber (80)	Audio (1)	
Kind (1)	PictureSaving (1)	
Selection (1)	PanTilt (1)	
<Camera-29>	AutoPatrol (1)	
Name ()	Scan (1)	
Addr ()	Preset (1)	

Appendix.C PAN/TILT direction and coordinate on “Desktop/Wall Mount” / “Ceiling Mount”

1. PAN/TILT when using “Desktop/Wall Mount” installation method

1) Direction of PAN/TILT



2) Formula to get the approximate “Value” of PAN/TILT position.

Action	Formula	Range of “ <i>n</i> ”
Panning to <i>n</i> degree from the center	$(n+56) \times 24$	$-56 \leq n \leq +56$
Tilting to <i>n</i> degree from the level	$(-n+5) \times 22$	$+5 \leq n \leq -49$

Refer to Tables in 5) and 6) below

3) Formula to get approximate “Value” of Left/Right/Top/Bottom Limit Setting.

	Formula	Range of “ <i>n</i> ”
Left Limit	$(n+56) \times 24$	$-56 \leq n \leq +56$
Right Limit	$(n+56) \times 24$	$-56 \leq n \leq +56$
Top Limit	$(-n+5) \times 22$	$-49 \leq n \leq +5$
Bottom Limit	$(-n+5) \times 22$	$-49 \leq n \leq +5$

4) "Value" for "wbpantiltapi.cgi" when using "Ceiling Mount" option

	Value
Pan Left	wbpantiltapi.cgi?cont_2=1
Pan Right	wbpantiltapi.cgi?cont_2=2
Tilt Up	wbpantiltapi.cgi?cont_2=4
Tilt Down	wbpantiltapi.cgi?cont_2=8

5) Relation between PAN degree and value in API

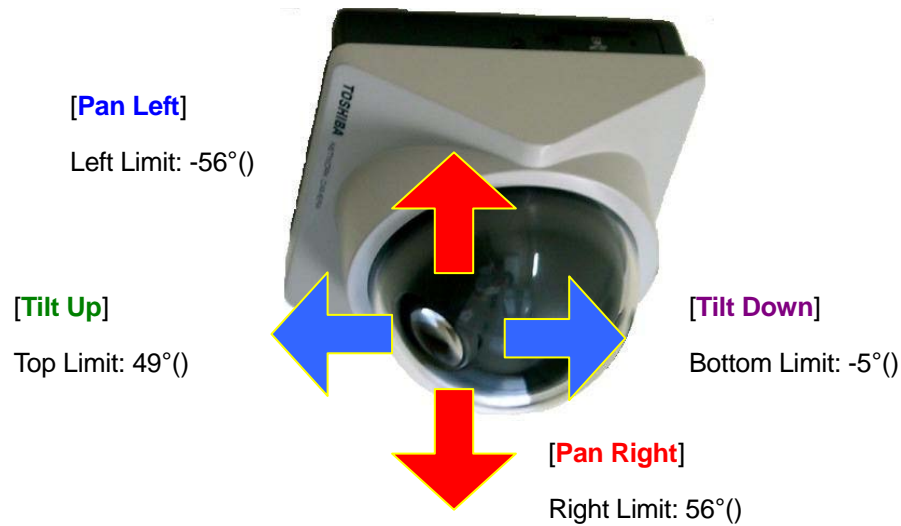
Degree	Value	Degree	Value	Degree	Value	Degree	Value	Degree	Value	Degree	Value
Pan Left		-37	448	-17	919	Pan Right		20	1791	40	2263
-56	0	-36	471	-16	943	1	1344	21	1815	41	2286
-55	24	-35	495	-15	966	2	1367	22	1839	42	2310
-54	47	-34	519	-14	990	3	1391	23	1862	43	2334
-53	71	-33	542	-13	1014	4	1414	24	1886	44	2357
-52	94	-32	566	-12	1037	5	1438	25	1909	45	2381
-51	118	-31	589	-11	1061	6	1461	26	1933	46	2404
-50	141	-30	613	-10	1084	7	1485	27	1956	47	2428
-49	165	-29	636	-9	1108	8	1509	28	1980	48	2451
-48	189	-28	660	-8	1131	9	1532	29	2004	49	2475
-47	212	-27	684	-7	1155	10	1556	30	2027	50	2499
-46	236	-26	707	-6	1179	11	1579	31	2051	51	2522
-45	259	-25	731	-5	1202	12	1603	32	2074	52	2546
-44	283	-24	754	-4	1226	13	1626	33	2098	53	2569
-43	306	-23	778	-3	1249	14	1650	34	2121	54	2593
-42	330	-22	801	-2	1273	15	1674	35	2145	55	2616
-41	354	-21	825	-1	1296	16	1697	36	2169	56	2640
-40	377	-20	849	Center		17	1721	37	2192		
-39	401	-19	872	0	1320	18	1744	38	2216		
-38	424	-18	896			19	1768	39	2239		

6) Relation between TILT degree and value in API

Degree	Value	Degree	Value	Degree	Value	Degree	Value
Tilt Up		-7	266	-22	599	-37	933
5	0	-8	288	-23	622	-38	955
4	22	-9	310	-24	644	-39	978
3	44	-10	332	-25	666	-40	1000
2	66	-11	355	-26	688	-41	1022
1	88	-12	377	-27	711	-42	1044
Level		-13	399	-28	733	-43	1067
0	110	-14	421	-29	755	-44	1089
Tilt Down		-15	444	-30	777	-45	1111
-1	132	-16	466	-31	800	-46	1133
-2	154	-17	488	-32	822	-47	1156
-3	177	-18	510	-33	844	-48	1178
-4	199	-19	533	-34	866	-49	1200
-5	221	-20	555	-35	889		
-6	243	-21	577	-36	911		

2. PAN/TILT when using “Ceiling Mount” installation method

1) Direction of PAN/TILT



2) Formula to get the approximate “Value” of PAN/TILT position

Action	Formula	Range of “ <i>n</i> ”
Panning to <i>n</i> degree from the center	$(n+56) \times 24$	$-56 \leq n \leq +56$
Tilting to <i>n</i> degree from the level	$(n+5) \times 22$	$-5 \leq n \leq +49$

Refer to Tables in 5) and 6) below

3) Formula to get approximate “Value” of Left/Right/Top/Bottom Limit Setting

	Formula	Range of “ <i>n</i> ”
Left Limit	$(n+56) \times 24$	$-56 \leq n \leq +56$
Right Limit	$(n+56) \times 24$	$-56 \leq n \leq +56$
Top Limit	$(n+5) \times 22$	$-5 \leq n \leq +49$
Bottom Limit	$(n+5) \times 22$	$-5 \leq n \leq +49$

4) "Value" for "wbpantiltapi.cgi" when using "Desktop Mount" option

	Value
Pan Left	wbpantiltapi.cgi?cont_2=2
Pan Right	wbpantiltapi.cgi?cont_2=1
Tilt Up	wbpantiltapi.cgi?cont_2=8
Tilt Down	wbpantiltapi.cgi?cont_2=4

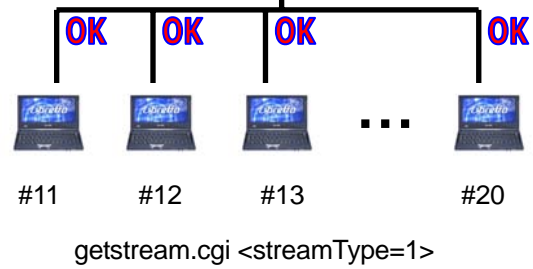
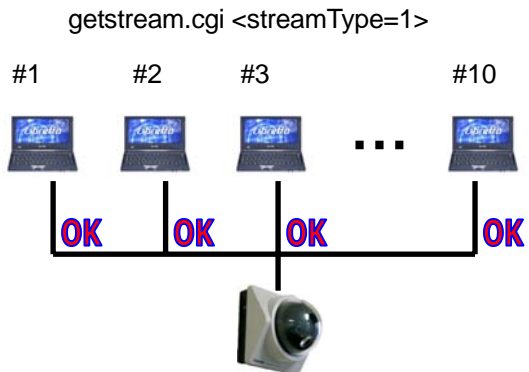
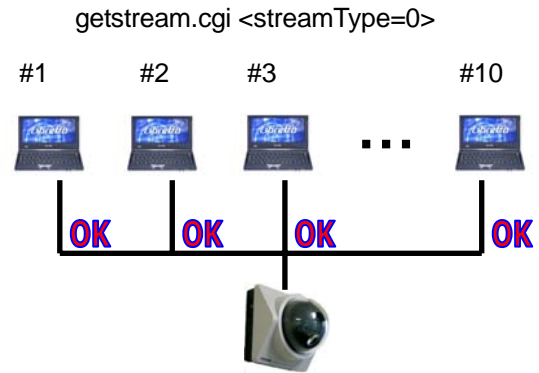
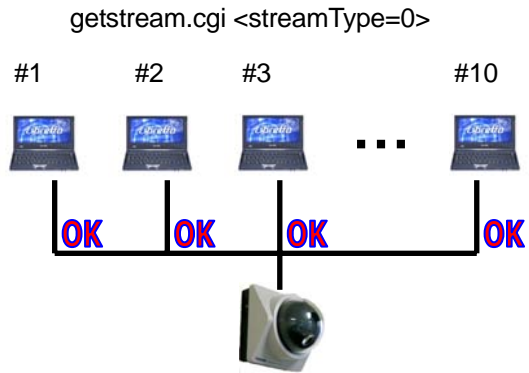
5) Relation between PAN degree and value in API

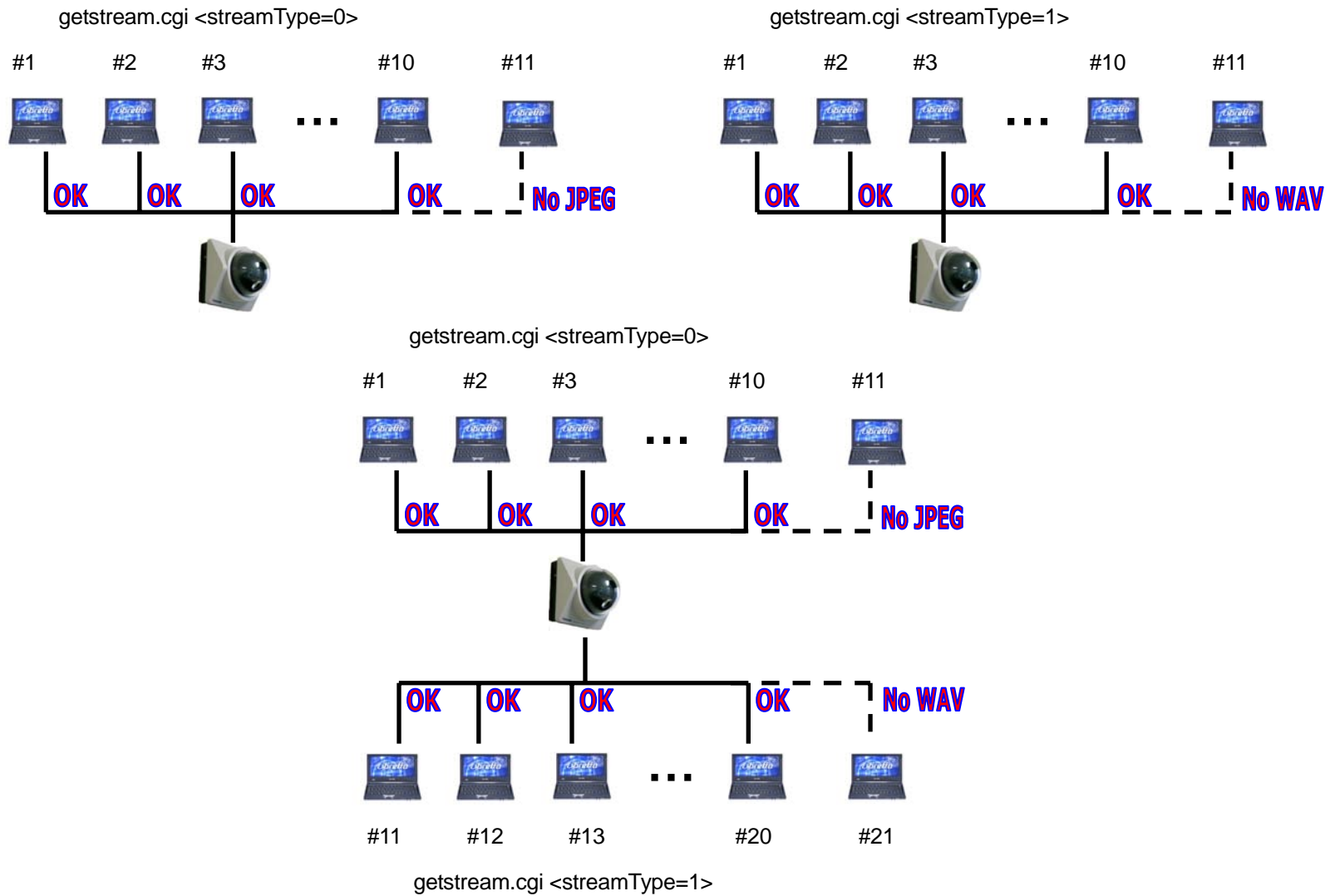
Degree	Value	Degree	Value	Degree	Value	Degree	Value	Degree	Value	Degree	Value
Pan Left		-37	448	-17	919	Pan Right		20	1791	40	2263
-56	0	-36	471	-16	943	1	1344	21	1815	41	2286
-55	24	-35	495	-15	966	2	1367	22	1839	42	2310
-54	47	-34	519	-14	990	3	1391	23	1862	43	2334
-53	71	-33	542	-13	1014	4	1414	24	1886	44	2357
-52	94	-32	566	-12	1037	5	1438	25	1909	45	2381
-51	118	-31	589	-11	1061	6	1461	26	1933	46	2404
-50	141	-30	613	-10	1084	7	1485	27	1956	47	2428
-49	165	-29	636	-9	1108	8	1509	28	1980	48	2451
-48	189	-28	660	-8	1131	9	1532	29	2004	49	2475
-47	212	-27	684	-7	1155	10	1556	30	2027	50	2499
-46	236	-26	707	-6	1179	11	1579	31	2051	51	2522
-45	259	-25	731	-5	1202	12	1603	32	2074	52	2546
-44	283	-24	754	-4	1226	13	1626	33	2098	53	2569
-43	306	-23	778	-3	1249	14	1650	34	2121	54	2593
-42	330	-22	801	-2	1273	15	1674	35	2145	55	2616
-41	354	-21	825	-1	1296	16	1697	36	2169	56	2640
-40	377	-20	849	Center		17	1721	37	2192		
-39	401	-19	872	0	1320	18	1744	38	2216		
-38	424	-18	896			19	1768	39	2239		

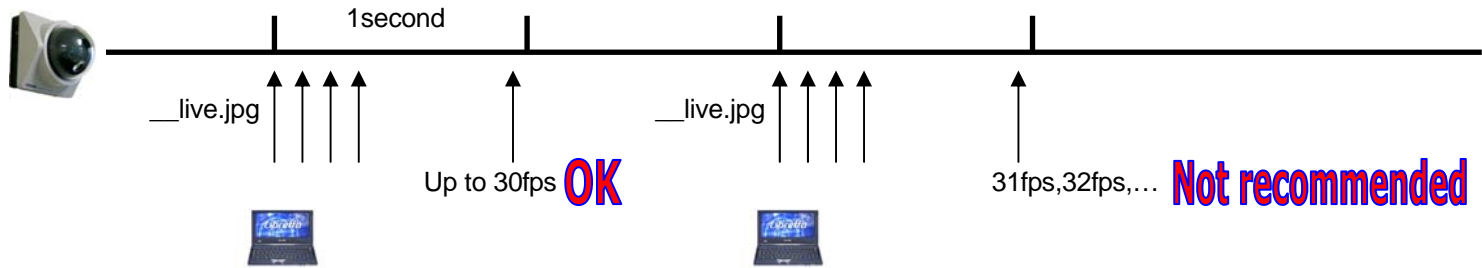
6) Relation between TILT degree and value in API

Degree	Value	Degree	Value	Degree	Value	Degree	Value
Tilt Up		35	889	20	555	5	221
49	1200	34	866	19	533	4	199
48	1178	33	844	18	510	3	177
47	1156	32	822	17	488	2	154
46	1133	31	800	16	466	1	132
45	1111	30	777	15	444	Level	
44	1089	29	755	14	421		110
43	1067	28	733	13	399	Tilt Down	
42	1044	27	711	12	377	-1	88
41	1022	26	688	11	355	-2	66
40	1000	25	666	10	332	-3	44
39	978	24	644	9	310	-4	22
38	955	23	622	8	288	-5	0
37	933	22	599	7	266		
36	911	21	577	6	243		

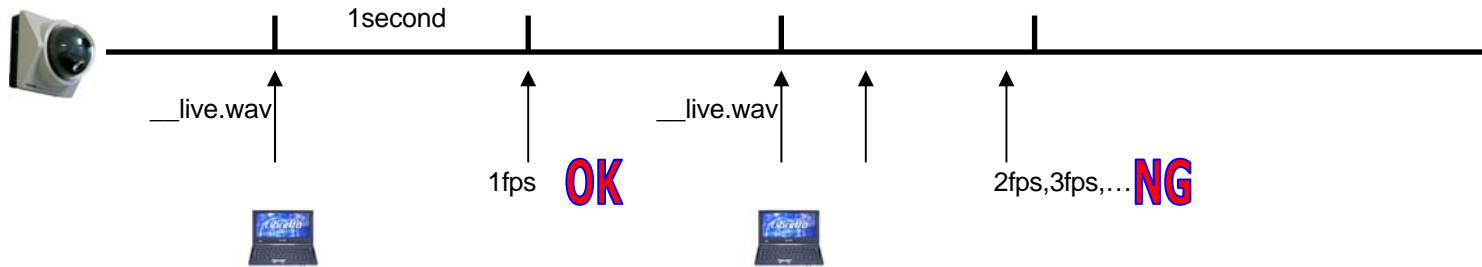
Appendix.D Simultaneous Connection

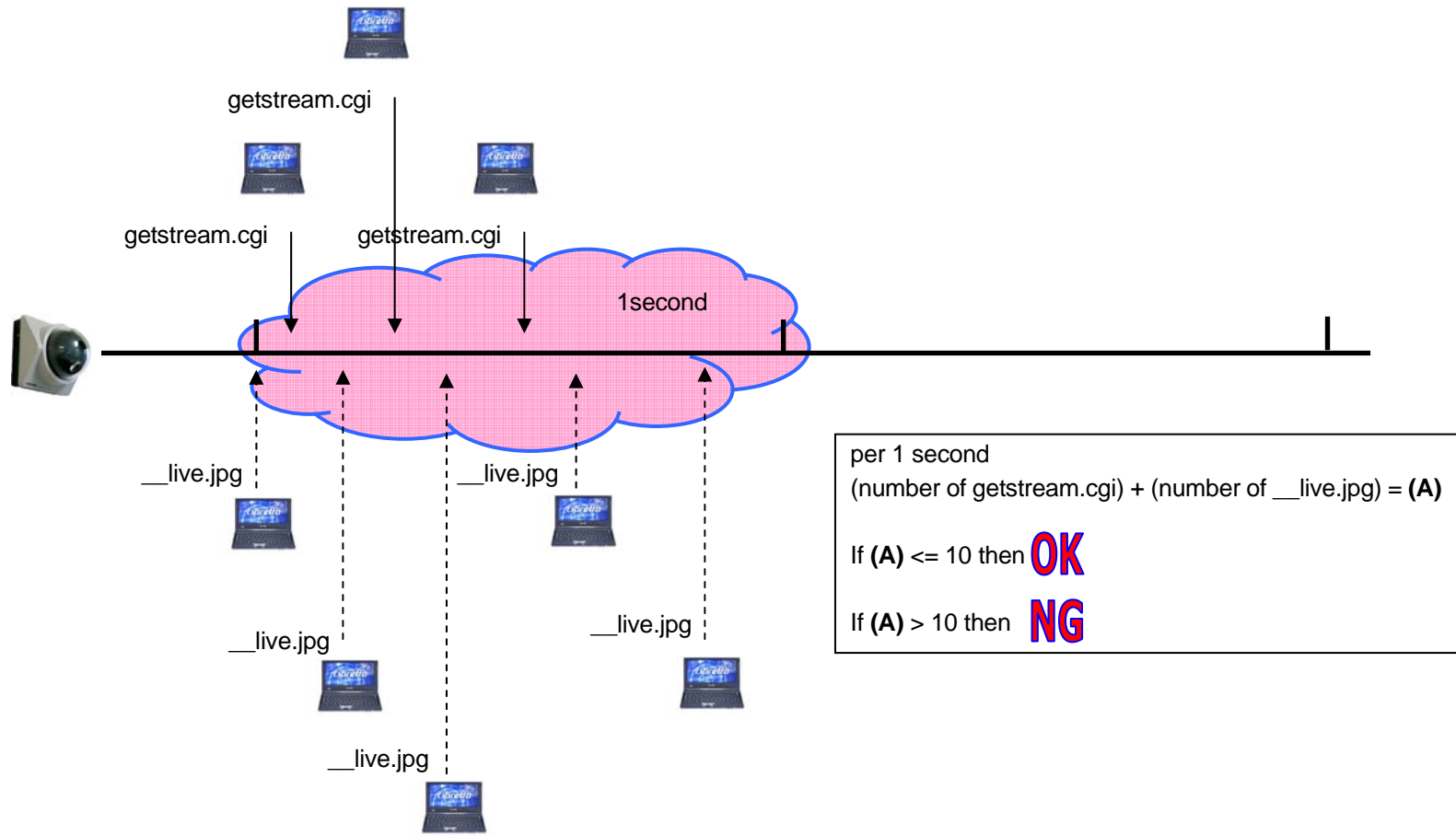






Up to 30fps at 640x480(VGA)/320x240(QVGA)/160x120(QQVGA) resolution
Up to 7.5fps at 1280x960(SXVGA) resolution





The end of the Document.

Free Manuals Download Website

<http://myh66.com>

<http://usermanuals.us>

<http://www.somanuals.com>

<http://www.4manuals.cc>

<http://www.manual-lib.com>

<http://www.404manual.com>

<http://www.luxmanual.com>

<http://aubethermostatmanual.com>

Golf course search by state

<http://golfingnear.com>

Email search by domain

<http://emailbydomain.com>

Auto manuals search

<http://auto.somanuals.com>

TV manuals search

<http://tv.somanuals.com>