

Remote-Controllable

Infrared Stereo Volume Control – VSIR100W/B

Control volume of multiple sources remotely.

Features and characteristics-

- Infrared stereo volume control with selectable impedance matching (1x, 2x, 4x, 8x).
- Includes Decora™ insert and decorative faceplates in white or ivory.
- Power handling: 25 ~ 100 watts per channel RMS.
- Removable connectors accommodate 14- to 22-gauge wire.
- One- or two-side terminal connections.

Instruction

1. Remove about 1/4" of insulation from both ends of all wires to be connected to the volume control. Twist the exposed strands.

Note: The removable connectors accept up to 14 gauge wire.

2. Loosen the set screws on the volume control.
3. Connect the leads from your amplifier to the volume control set screws labeled INPUT. Make sure the LEFT L(+) and L(-) and RIGHT R(+) and R (-) wires are inserted in the appropriately marked opening. Then, tighten the screws.
4. Connect your speaker wires to the volume control set screws labeled OUTPUT, observing the + (positive) and - (negative) polarity of left and right speaker.
5. Set up the completed assembly in the junction box. Insert the assembly carefully to avoid excessive strain on the set screws. If necessary, pre-dress the wires.

6. Set up to receive IR: Loosen the connector screws. Insert the corresponding wires. Then, tighten the screws.

- “V+” - 12VDC power
- “G ” - Grounding
- “IR ” - IR signal

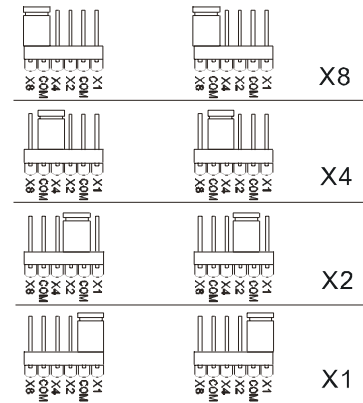
7. Mount the VSIR100 into wall box and screw on the face plate.

Volume set at maximum

Impedance jumper settings to match 8Ω at amplifier				
SPEAKER OHMS (Ω)	1X	2X	4X	8X
8	1 PAIR	2 PAIR	4 PAIR	8 PAIR
4	-	1 PAIR	2 PAIR	4 PAIR

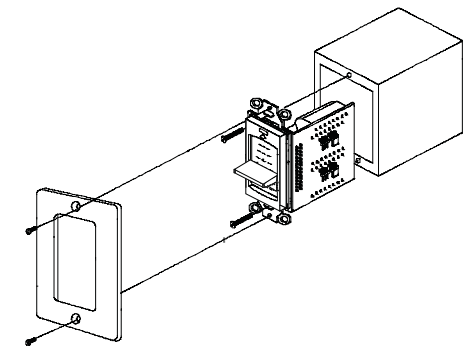
Impedance jumper settings to match 4Ω at amplifier				
SPEAKER OHMS (Ω)	1X	2X	4X	8X
8	2 PAIR	4 PAIR	8 PAIR	16 PAIR
4	1 PAIR	2 PAIR	4 PAIR	8 PAIR

Jumper settings



Assembly diagram

Mounting depth: 2.48" (63mm) from finished wall.

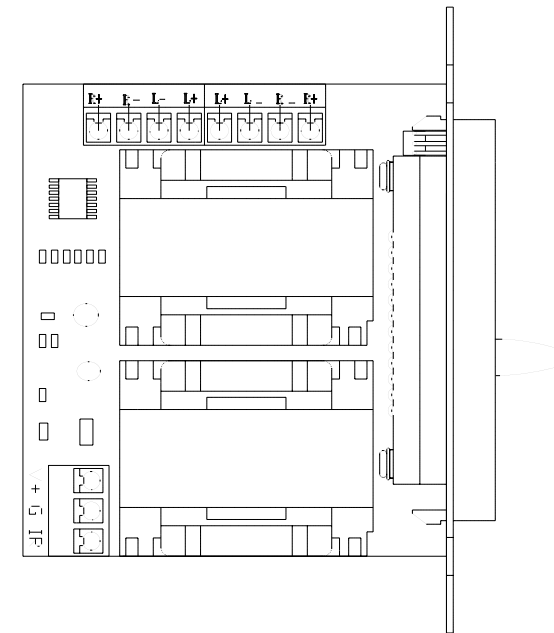
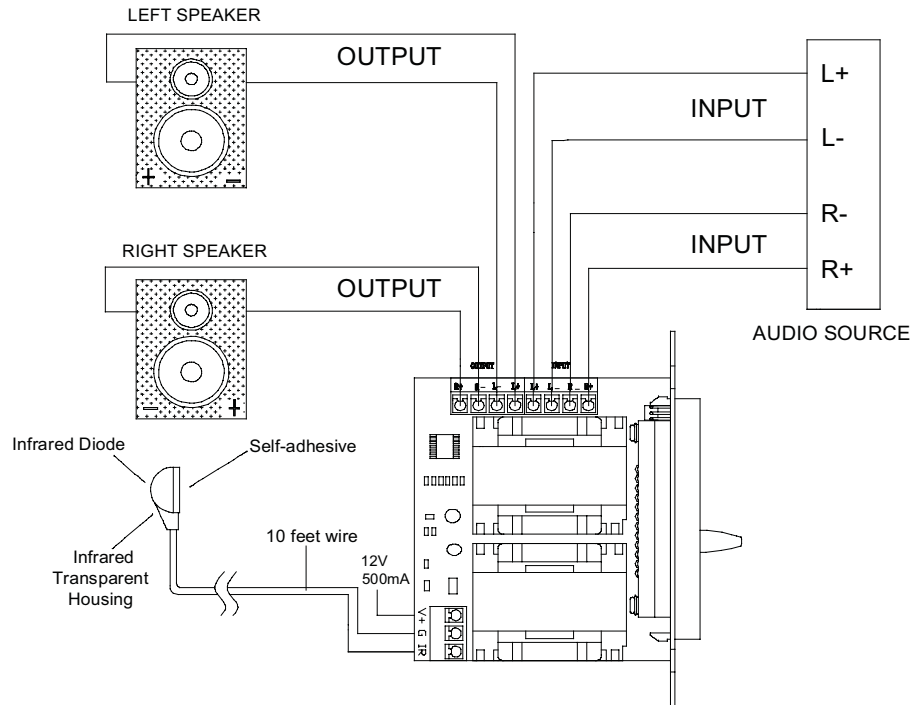


Connection diagram

Remote – controllable IR
volume control
(VSIR100W/VSIR100B)

Remote-Controllable Infrared Volume Control

VSIR100W/VSIR100B



Caution

Do not allow speaker wire strands to short out against the case or other speaker wires.

OWNERS MANUAL

Free Manuals Download Website

<http://myh66.com>

<http://usermanuals.us>

<http://www.somanuals.com>

<http://www.4manuals.cc>

<http://www.manual-lib.com>

<http://www.404manual.com>

<http://www.luxmanual.com>

<http://aubethermostatmanual.com>

Golf course search by state

<http://golfingnear.com>

Email search by domain

<http://emailbydomain.com>

Auto manuals search

<http://auto.somanuals.com>

TV manuals search

<http://tv.somanuals.com>