

B-52

STEALTH SERIES

LG-200AS



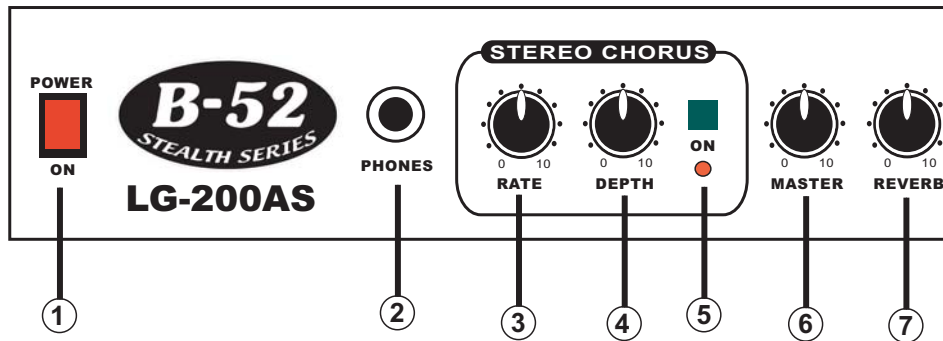
LG-200AS

200-Watt Lead Guitar Amplifier

IMPORTANT SAFETY INFORMATION

1. Read these instructions.
2. Follow all instructions.
3. Keep these instructions.
4. Heed all warnings.
5. Do not use the LG-200AS near water.
6. Clean only with a dry cloth.
7. Do not block any ventilation openings. Use in accordance with the manufacturer's instructions.
8. Do not use near any heat sources such as radiators, stoves, or other devices that may produce heat.
9. Do not defeat the safety purpose of the polarization or grounding-type plug. A polarized plug has two blades with one wider than the other. A grounding-type plug has two blades and a third grounding prong. The wide blade or the third prong is provided for your safety. If the provided plug does not fit your outlet, consult an electrician for replacement of the obsolete outlet.
10. Protect the power cord from being walked on or pinched, particularly at the plug and the point where it exits the LG-200AS amplifier.
11. Only use attachments / accessories specified by B-52 Pro-Audio.
12. Unplug the LG-200AS during lightning storms or when un-used for long periods of time.
13. Refer all servicing to qualified personnel. Servicing is required when the LG-200AS has been damaged in any way such as when power-cord or plug is damaged, liquid has been spilled, been exposed to moisture or rain, does not operate normally, or has been dropped.
14. To reduce the risk of fire or electric shock, do not expose the LG-200AS to rain or moisture.

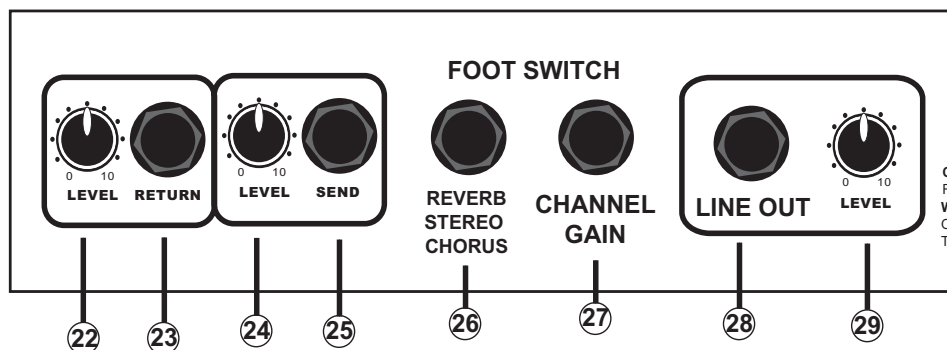
FRONT PANEL VIEW



GETTING TO KNOW YOUR LG-200AS

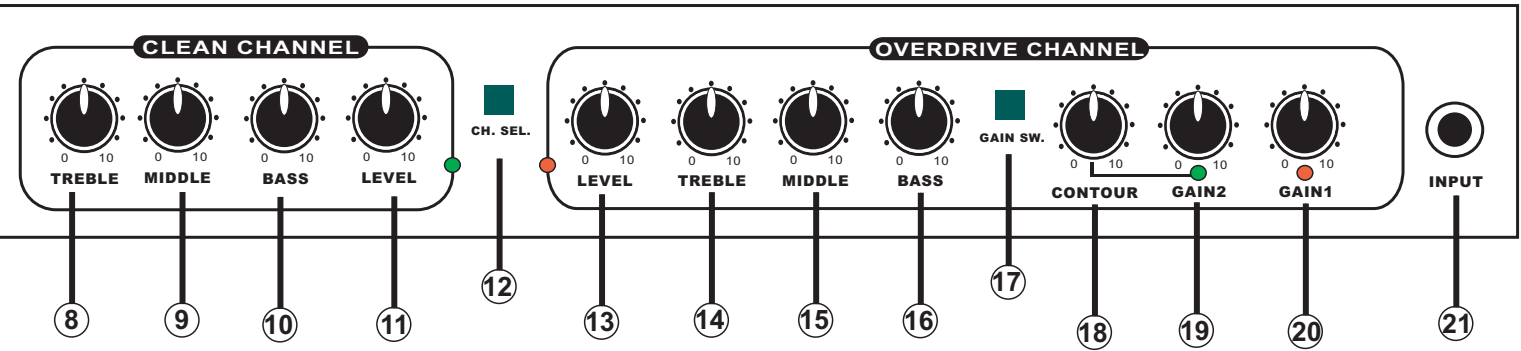
- (1) **Power Switch:** Turns the amplifier ON or OFF
- (2) **Phones:** Connects a stereo headphone
- (3) **Rate:** Adjusts stereo chorus rate
- (4) **Depth:** Adjusts stereo chorus depth
- (5) **On/off:** Turns stereo chorus on/off
- (6) **Master:** Controls the overall signal level of the guitar amplifier
- (7) **Reverb:** Adjusts the reverberation effect
- (8) **Clean Channel Treble:** Adjusts the amount of high frequency boost or cut as desired in the clean channel
- (9) **Clean Channel Middle:** Adjusts the amount of mid frequency boost or cut as desired in clean channel
- (10) **Clean Channel Bass:** Adjusts the amount of low frequency boost or cut as desired in clean channel
- (11) **Clean Channel Level:** Controls the complete signal of the clean channel
- (12) **Channel Switch:** Selects between clean and overdrive channel (LED for Overdrive Channel indicates when O.D. is in use. LED for Clean)

REAR PANEL VIEW



- (22) **Send Level:** Controls the sending signal level.
- (23) **Send Jack:** Connects the guitar amplifier to input of an effects unit.
- (24) **Return Level:** Controls the returning signal level.
- (25) **Return Jack:** Connects the guitar amplifier to out put of an effects unit.
- (26) **Footswitch Jack:** Connects a footswitch to switch reverb ON and OFF.
- (27) **Footswitch Jack:** Connects a footswitch to select clean/overdrive channel and gain1/gain2 channel.
- (28) **Line Out Jack:** Connects a unit with line level input, e.g. mixer.
- (29) **Level Control:** Controls the Line Out Level.

FRONT PANEL VIEW



- (13) **Overdrive Channel Level:** Controls the complete signal of the overdrive channel.
- (14) **Overdrive Channel Treble:** Adjusts the amount of high frequency boost or cut as desired in the overdrive channel.
- (15) **Overdrive Channel Middle:** Adjusts the amount of mid frequency boost or cut as desired in overdrive channel.
- (16) **Overdrive Channel Bass:** Adjusts the amount of low frequency boost or cut as desired in overdrive channel.
- (17) **Gain Switch:** Selects Gain 1 or Gain 2 in O.D. channel.
- (18) **Contour:** Adjusts the overall tone quality of Gain 2 channel. Low Contour setting emphasize middle frequency. A higher setting will notch the mid-range to produce the crunch sound characteristic in most heavy metal sound.
- (19) **Gain 2:** Adjusts the amount of distortion in Gain 1

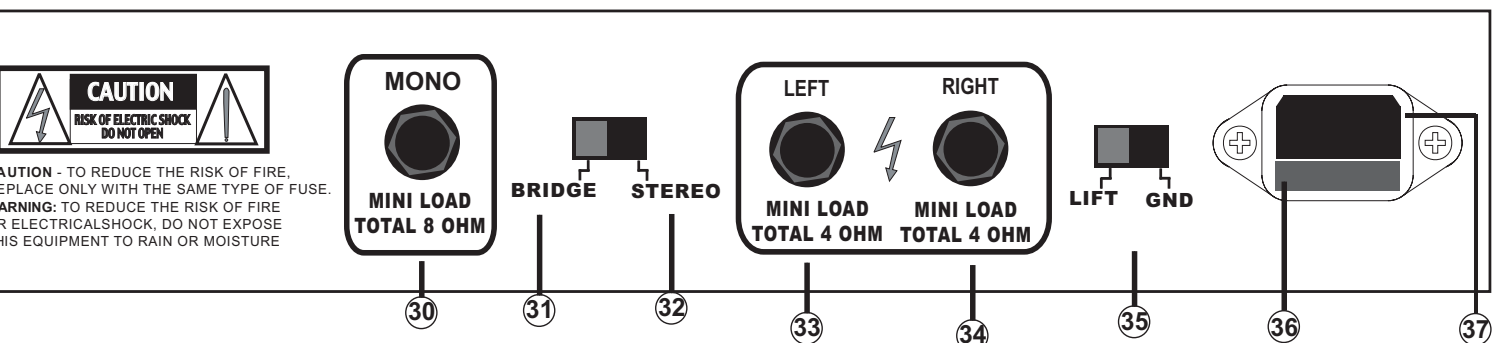
channel (LED for Gain 2 indicates when Gain 2 channel is in use).

- (20) **Gain 1:** Adjusts the amount of distortion in Gain 1 channel (LED for Gain1 indicates when Gain 1 channel is in use).
- (21) **Input:** Connects the electric guitar.

AMPLIFIER PRECAUTIONS

Do not attempt to service the LG-200AS by yourself. Refer all servicing to a B-52 Authorized dealer. Service is required when the LG-200AS has had liquid spilled on it or has been damaged in any way, the amplifier has been exposed to rain or moisture, does not operate normally or has been dropped.

REAR PANEL VIEW



- (30) **Mono Speaker Jack:** Connects the external speaker mono signal at with a minimum impedance of 8 ohms.
- (31) **Bridge switch:** Switches amplifier to bridge mode
- (32) **Stereo switch:** Switches amplifier to stereo
- (33&34) **External Speaker Jacks:** Connects the external speaker(s) with a minimum impedance of 4 ohms.
- (35) **Ground-Lift:** Remove ground from the circuit to eliminate excessive 60 cycle hum.
- (36) **Fuse Holder:** Contains primary fuse
- (37) **AC Inlet:** Connects AC power cord.

WARNING: SHOCK HAZARD!

To reduce the risk of fire or electrical shock, do not expose this unit to rain or moisture. Do not operate your LG-200AS near a pool or other standing water. Make sure all blades on the polarized power plug are fully inserted into the power source. Ensure the powercord is not stretched, pinched or otherwise abused. Ensure the power cord is routed to avoid foot traffic. Your LG-200AS amplifier should be cleaned only with a dry cloth.

WARRANTY

Thank you for choosing this B-52 Pro-Audio sound product. B-52 manufactures some of the world's best sounding and most reliable professional speaker systems and components. E.T.I. Sound Systems, Inc., manufacturers of B-52, takes great pride in thoroughly testing each B-52 product prior to shipment. Please read the warranty terms and conditions below and carefully read the provided Limited Warranty Card for additional terms and conditions.

B-52 AMPLIFIER: E.T.I. Sound Systems, Inc. warrants the original purchaser that the B-52 amplifier will be free from defects in material and workmanship for a period of (2) TWO YEARS from the original purchase date. A dated sales receipt will establish coverage under this warranty. This warranty will automatically terminate (2) two years after the original sales date. If this product is defective in materials or workmanship as warranted above, your sole remedy shall be repair or replacement as provided above. See provided Limited Warranty Card for additional terms and conditions.

B-52 CABINETS: E.T.I. Sound Systems, Inc. offers a LIFETIME warranty to the original purchaser that B-52 cabinet's construction will be free from defects in material and workmanship. A dated sales receipt will establish coverage under this warranty. The warranty does not cover service or parts to repair damage caused by neglect, abuse, normal wear & tear and cosmetic appearance of the cabinetry not directly attributed to defects in material or workmanship, or service & repair, modifications to the cabinet which has not been authorized or approved by E.T.I. Sound Systems, Inc. If this product is defective in materials or workmanship as warranted above, your sole remedy shall be repair or replacement as provided above. See provided Limited Warranty card for additional terms and conditions.

INCIDENTAL OR CONSEQUENTIAL DAMAGE: In no event E.T.I. Sound Systems, Inc. be liable for any incidental or consequential damages arising out of the use or inability to use of any B-52 product, even if, E.T.I. Sound Systems, Inc. or a B-52 dealer has been advised of the possibility of such damages, or any other claim by any other party. Some States do not allow the exclusion or limitation of consequential damages, so the above limitation and exclusion may not apply to you. This warranty gives you specific legal rights and you may also have other rights that may vary from State to State. See provided Limited Warranty card for additional terms and conditions.

RETURN PROCEDURES: In the unlikely event that a defect should occur, follow the procedure outlined below. Defective products must be shipped together with a proof of purchase, freight prepaid and insured to the Authorized B-52 Dealer from whom you purchased the product or directly E.T.I. Sound Systems, Inc. If a product must be returned directly to E.T.I. Sound Systems, Inc. for warranty replacement/repair, a Return Authorization Number (RAN) must be obtained from our Customer Service Department prior to shipping the product. You may obtain RAN by calling 800-344-4ETI.

FOR YOUR PROTECTION: Please complete and mail the Purchase Information Card within (10) ten days of the date of purchase so that we may contact you directly in the event a safety notification is issued in accordance with the 1972 Consumer Product Safety Act. In addition, we ask that you complete the brief questionnaire so me may analyze your answers and in this way, help us evaluate our customer needs. See provided Limited Warranty card for additional terms and conditions.

FEATURES

- 1/4" high input jack
- Overdrive channel with gain 1, gain 2 with contour, 3-band EQ and level control
- Clean channel with level control and 3-band EQ
- Master volume and spring reverb
- Foot switch for channel select, reverb on/off, gain select & stereo chorus on/off
- Push switch for channel / gain select and stereo chorus on/off
- Headphones line out
- Effects send and return with level controls
- Line out with level control
- External speaker jacks
- Ground lift switch
- Stereo chorus with depth and rate controls
- Stereo / bridge switch

SPECIFICATIONS

Output Power	100 + 100 watts RMS @ 8 ohms stereo 120 + 120 watts RMS @ 4 ohms stereo 200 watts RMS @ 8 ohms bridged
Input Impedance:	500K Ohms
Maximum Input Level:	-45dB
Power Consumption:	160 Watts
S/N Ratio:	Greater Than 100 dB
Affects Send:	Load Impedance 1K Ohm or Greater
Nominal Output Level:	-8 dB
Effects Return Impedance:	100K Ohms
Optimum Input Level:	-8 dB
Line Out:	0dB / 1V RMS
Phones:	60mW into 8ohm
Equalization:	Bass : +/- 15dB at 50Hz Middle : +/- 10dB at 600Hz Treble : +/- 18dB at 3KHz
Dimensions:	28" (W) x 10" (D) x 11" (H)
Weight:	41 lbs

E.T.I. Sound Systems is dedicated to product excellence and therefore continuously attempts to improve each and every model we manufacture. This ongoing process includes refinements in design, materials and workmanship, which may result in products that differ than those described in our literature. All features, specifications, and prices are therefore subject to change without notice.



E.T.I. SOUND SYSTEMS, INC.

3383 Gage Avenue, Huntington Park, CA, 90255

Phone: 323-277-4100 Fax: 323-277-4108

National: 1-800-344-4ETI

Internet: www.B-52StealthSeries.com

E-mail: info@B-52PRO.com

Free Manuals Download Website

<http://myh66.com>

<http://usermanuals.us>

<http://www.somanuals.com>

<http://www.4manuals.cc>

<http://www.manual-lib.com>

<http://www.404manual.com>

<http://www.luxmanual.com>

<http://aubethermostatmanual.com>

Golf course search by state

<http://golfingnear.com>

Email search by domain

<http://emailbydomain.com>

Auto manuals search

<http://auto.somanuals.com>

TV manuals search

<http://tv.somanuals.com>