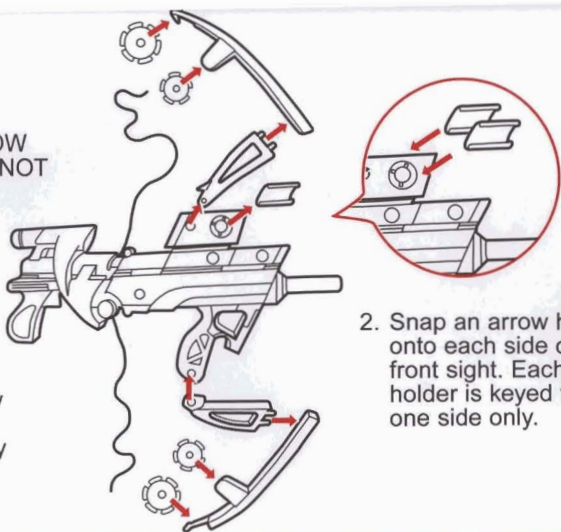


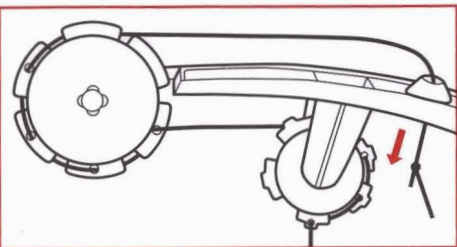
# TO ASSEMBLE

**NOTE:** THE FOLLOWING STEPS ARE A ONE-TIME ASSEMBLY. ONCE THE BOW IS ASSEMBLED, YOU CANNOT TAKE THE BOW APART.



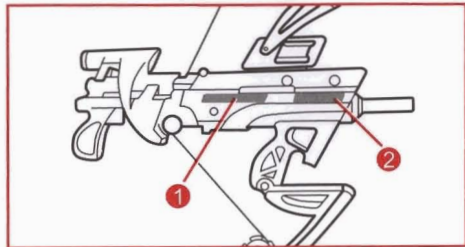
1. Lay the pieces of the bow out as shown. Assemble the pieces as indicated by the arrows.

2. Snap an arrow holder onto each side of the front sight. Each arrow holder is keyed to fit into one side only.

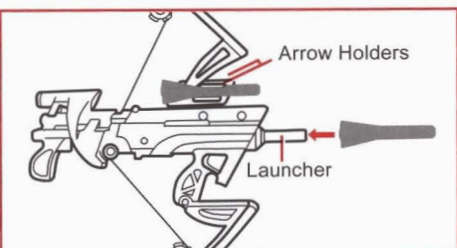


3. Attach the string to each bow section by threading it through the holes in the wheels as shown. Pull the string through the hole in the bow. Next, tie a double knot in the end.

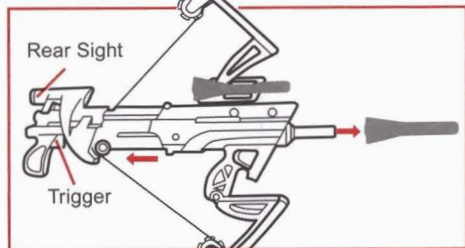
**NOTE:** String is for decoration only and does not affect the function of the bow.



4. Apply the labels to the bow using the numbers on the label sheet and this illustration as a guide. Opposite side is reversed.



5. Load an arrow onto the launcher. Arrows can be stored in holders as shown.



6. To ready, pull back on the handle until it locks into position. Aim at your target through the rear sight. Pull the trigger to launch an arrow. Push the handle in and repeat the process to launch again. The bow can also be used traditionally by pulling back on the handle and releasing it before it locks.



AGES 6+

**BIG BAD BOW™**

11151

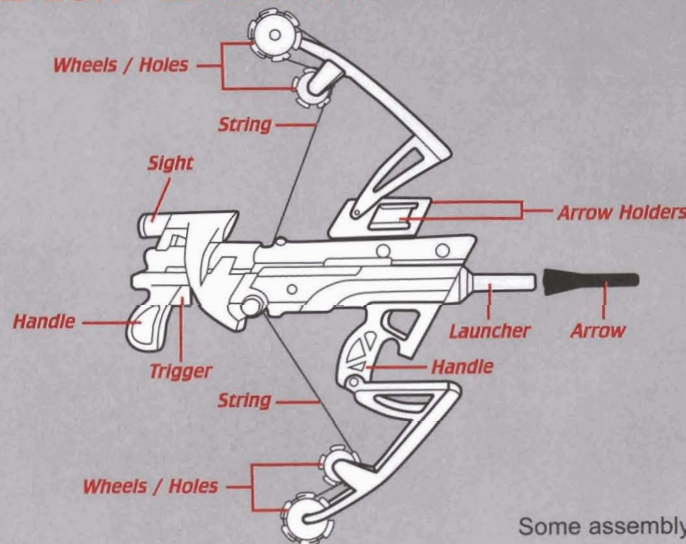
Thank you for purchasing the NERF BIG BAD BOW blaster. Be sure to read and follow all instructions carefully before using this product.

Take your archery skills to the extreme with the NERF BIG BAD BOW! Standing over 2 feet tall, and designed after a real bow, the BIG BAD BOW can launch arrows up to 40 feet away! Pull back, aim, press the trigger and watch the arrow go the distance!

**CAUTION:** Do not aim at eyes or face.

**TO AVOID INJURY:** Use only arrows designed for this product. Do not modify arrows or bow.

**BIG BAD BOW™ BLASTER with 6 Arrows**



Some assembly required.



© 2006 Hasbro. All Rights Reserved. TM & © denote U.S. Trademarks. U.S. Pat. No. 6076513

11151 P/N 6571400000

Product and colors may vary.



Questions? Call: 1-800-327-8264

## Free Manuals Download Website

<http://myh66.com>

<http://usermanuals.us>

<http://www.somanuals.com>

<http://www.4manuals.cc>

<http://www.manual-lib.com>

<http://www.404manual.com>

<http://www.luxmanual.com>

<http://aubethermostatmanual.com>

Golf course search by state

<http://golfingnear.com>

Email search by domain

<http://emailbydomain.com>

Auto manuals search

<http://auto.somanuals.com>

TV manuals search

<http://tv.somanuals.com>