


18918/18663 Asst.
18928/18919 Asst.

AGES 3+

Thank you for purchasing this BABY ALIVE® SIP 'N SLURP™ doll!
For maximum play value, please read and follow instructions carefully.

Includes: doll,
cupcake with
“disappearing”
candle, party
blower, sippy
cup with lid
and straw,
t-shirt and
diaper.



Baby
Alive

Sip 'N Slurp™
Birthday Doll



Important feeding guidelines

- Use only plain tap water or BABY ALIVE® doll juice mixes (sold separately); **never** feed doll “real” juice or other beverages.
- Do not feed doll BABY ALIVE® doll food mixes; they are not designed to be used with your SIP 'N SLURP™ doll.
- Do not feed doll more than one sippy cup of water or doll juice between diaper changes.
- Doll juice should not be stored; use immediately after mixing.

Product and colors may vary.
© 2007 Hasbro. All Rights Reserved. TM & ® denote U.S. Trademarks. PN 6744690000



Questions? Call 1-800-327-8264

TO PLAY

Birthday Time

There are two ways your baby “celebrates”:

1. Squeeze her tummy...she really “blows out” her candle! Face your baby towards the candle, give her tummy a squeeze and watch her “blow out” her candle. Your child can join in the fun by “blowing out” the candle herself! Candle can be reset by pushing the candle down and the flame will reappear.
2. Insert party blower gently but securely in her mouth. Squeeze her tummy, she “blows” her party blower!


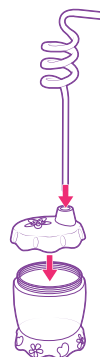


Sippy Time

Before you give your doll a drink, make sure she’s wearing a diaper that’s securely fastened.

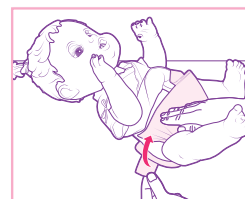
To feed your doll, fill her sippy cup with water or use a packet of BABY ALIVE doll juice mix (sold separately). Open the packet and pour into the sippy cup. Add water to fill line and stir well. Feed your doll right after you’ve mixed the doll juice.

1. Replace lid and straw on sippy cup.
2. Place straw securely in doll’s mouth. Make sure end of straw is below water or juice level.
3. Squeeze her tummy... she really “drinks”!



Diaper time


After you’ve given your doll a drink, you’ll need to change her diaper. Wipe her clean with a soft, damp cloth or paper towel, then put on a new diaper. **Always** change your doll’s diaper and clean her after she drinks; **never** let her sit with a wet diaper. Discard wet diapers; they cannot be washed or reused.



Important cleaning instructions

It is important to rinse doll clean immediately after each use. If using juice (sold separately) and any juice remains in the doll, it can become difficult to clean.

- To clean doll after feeding her juice (sold separately), give her a sippy cup full of water until any remaining juice has been rinsed away and the water runs clear (it’s best to do this over a sink). Use a soft cloth or paper towel to wipe away any juice on doll’s mouth. Allow doll to dry.
- Clean doll’s face and body by wiping gently with a soft, damp cloth. **If juice (sold separately) spills onto any surface, clean right away.**
- STAIN ADVISEMENT: BABY ALIVE® doll juice (sold separately) may stain some surfaces. Adult supervision recommended. If spilled, wash with soap and water.
- Do not submerge doll in water; it is not intended for bath-time play.
- Do not place any foreign objects in doll’s mouth or any other opening.
- Doll’s t-shirt is machine-washable (mild detergent, cold water, gentle cycle); it can also be spot-cleaned with a cool damp cloth; hang to dry.
- Hand-wash sippy cup, lid and straw with mild dish soap and water; they are **not** dishwasher-safe.



Free Manuals Download Website

<http://myh66.com>

<http://usermanuals.us>

<http://www.somanuals.com>

<http://www.4manuals.cc>

<http://www.manual-lib.com>

<http://www.404manual.com>

<http://www.luxmanual.com>

<http://aubethermostatmanual.com>

Golf course search by state

<http://golfingnear.com>

Email search by domain

<http://emailbydomain.com>

Auto manuals search

<http://auto.somanuals.com>

TV manuals search

<http://tv.somanuals.com>