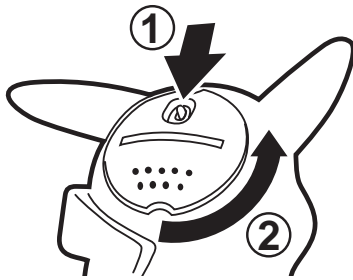




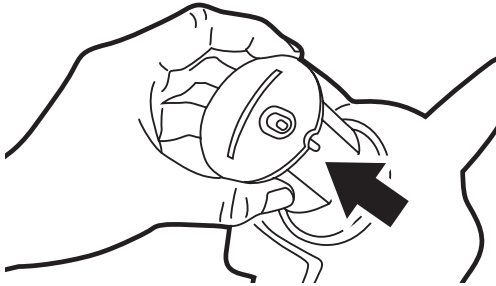
PIKACHU TALKING BANK helps you keep your loose change safe from Meowth. Each time you drop a coin in the slot, Pikachu will reward you by talking to you.

INSERTING THE BATTERIES

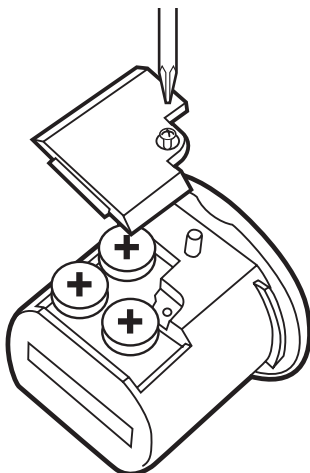
Press down on the lever on the voice box on the back of the bank (1) and rotate the voice box a 1/4 turn to the left or right (2).



Remove the voice box from the bank.

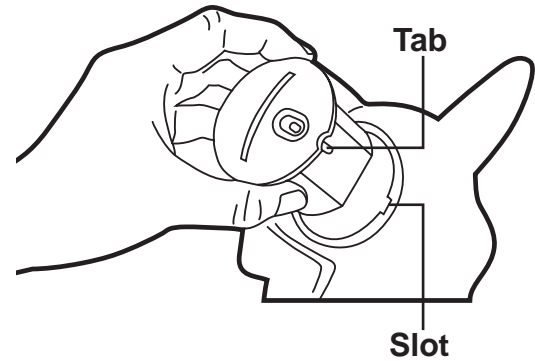


Using a Phillips® screwdriver, loosen the screw in the battery compartment door located on the side of the voice unit and remove the battery compartment door.



Insert three (3) LR44 “button cell” batteries. Be sure that the “+” sign is facing you. Replace the battery compartment door and tighten the screw.

Replace the voice box by aligning the tab on the voice box with either of the slots on the bank and turning a 1/4 turn. When the voice box is “locked” in place, Pikachu will talk to you.

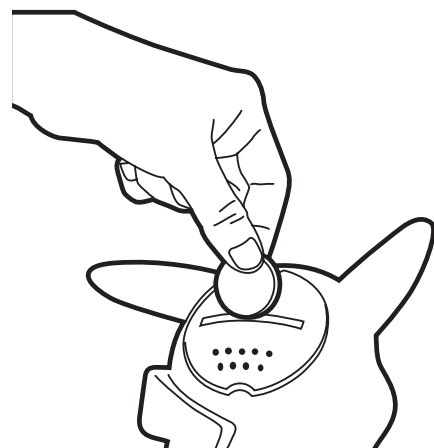


To ensure proper function:

- Do not mix old and new batteries
- Do not mix alkaline, standard or rechargeable batteries
- Battery installation should be done by an adult
- Non-rechargeable batteries are not to be recharged
- Rechargeable batteries are to be removed from the toy before being charged (if removable)
- Rechargeable batteries are only to be charged under adult supervision
- Only batteries of the same or equivalent type as recommended are to be used
- Batteries are to be inserted with the correct polarity
- Exhausted batteries are to be removed from the toy
- The supply terminals are not to be short circuited
- Replace with new batteries at the first sign of erratic operation

TO HEAR PIKACHU

To hear Pikachu talk, insert a coin into the slot on the back of the bank. You can also make Pikachu talk by pressing down on the lever located on the voice box.



TO REMOVE COINS

Press down on the lever located on the voice box and rotate the voice box a 1/4 turn. Remove the voice box from the bank. Turn Pikachu upside down to remove the coins.

After you have emptied the coins, replace the voice box by aligning the tab on the voice box with the slot on the bank. Turn a 1/4 turn. When the voice box is “locked” into place, Pikachu will talk to you.

90-DAY LIMITED WARRANTY

Tiger Electronics, Ltd. (Tiger), warrants to the original consumer purchaser of this product that the product will be free from defects in material or workmanship for 90 days from the date of original purchase. This warranty does not cover damages resulting from accident, negligence, improper service or use or other causes not arising out of defects in materials or workmanship.

During this 90-day warranty period, the product will either be repaired or replaced (at Tiger's option) without charge to the purchaser, when returned with proof of the date of purchase to either the dealer or to Tiger.

Product returned to Tiger without proof of date of purchase or after the 90-day warranty period has expired, but prior to one year from the original date of purchase, will be repaired or replaced (at Tiger's option) for a service fee of \$7.00. Payment must be by check or money order payable to Tiger Electronics, Ltd.

The foregoing states the purchaser's sole and exclusive remedy for any breach of warranty with respect to the product.

All products returned must be shipped prepaid and insured for loss or damage to:

Tiger Repair Department
1000 N. Butterfield Road, Unit 1023
Vernon Hills, IL 60061, U.S.A.

The product should be carefully packed in the original box or other packing materials sufficient to avoid damage during shipment. Include a complete written description of the defect, a check if product is beyond the 90-day warranty period, and your printed name, address and telephone number.

THIS WARRANTY IS IN LIEU OF ALL OTHER WARRANTIES AND NO OTHER REPRESENTATIONS OR CLAIMS OF ANY NATURE SHALL BE BINDING ON OR OBLIGATE TIGER IN ANY WAY. ANY IMPLIED WARRANTIES APPLICABLE TO THIS PRODUCT, INCLUDING WARRANTIES OF MERCHANTABILITY AND FITNESS FOR A PARTICULAR PURPOSE, ARE LIMITED TO THE NINETY (90) DAY PERIOD DESCRIBED ABOVE. IN NO EVENT WILL TIGER BE LIABLE FOR ANY SPECIAL, INCIDENTAL OR CONSEQUENTIAL DAMAGES RESULTING FROM POSSESSION, USE, OR MALFUNCTION OF THIS TIGER PRODUCT.

Some states do not allow limitations as to how long an implied warranty lasts and/or exclusions or limitations of incidental or consequential damages, so the above limitations and/or exclusions of liability may not apply to you. This warranty gives you specific rights, and you may also have other rights which vary from state to state.

For more information about Tiger Electronics, our products and special promotions, please visit our web site at www.tigertoys.com.



*©1995, 1996 and 1998 Nintendo, CREATURES, GAME FREAK.
TM & © are trademarks of Nintendo.
© 1999 Nintendo.

TIGER
ELECTRONICS, LTD.

©, TM, & © 1999 Tiger Electronics, Ltd.
All Rights Reserved
980 Woodlands Parkway
Vernon Hills, Illinois 60061, U.S.A.
www.tigertoys.com.

PRINTED IN CHINA



892260001IWT1-01

Free Manuals Download Website

<http://myh66.com>

<http://usermanuals.us>

<http://www.somanuals.com>

<http://www.4manuals.cc>

<http://www.manual-lib.com>

<http://www.404manual.com>

<http://www.luxmanual.com>

<http://aubethermostatmanual.com>

Golf course search by state

<http://golfingnear.com>

Email search by domain

<http://emailbydomain.com>

Auto manuals search

<http://auto.somanuals.com>

TV manuals search

<http://tv.somanuals.com>