

# Twister dance™

Get on your feet and dance to the beat!

## INSTRUCTIONS

FOR 1 TO 4 PLAYERS / AGE/EDAD 8+



**DVD Game**



### INTRODUCTION

Get ready for a dance party right in your own living room! With the Twister Dance™ DVD game, your personal dance coach will teach you the hottest moves! All ya gotta do is listen up, follow along and most of all... have fun!

### CONTENTS

1 DVD featuring 40 dance routines • 4 Twister Dance mats

After you've read through these brief rules, turn on your TV, pop in the DVD and get ready to dance...dance...dance!

## SETUP

1. Lay your Twister Dance mat(s) on the floor with the feet pointing at the television screen. Be sure to place your mat away from objects or people you could bump into or knock over during gameplay. We suggest you play on a hard surface (we don't recommend playing on plush or shag carpeted areas) and keep the mat flat at all times. We also recommend playing the Twister Dance DVD game in socks.

## IMPORTANT

- Although the animated characters in the game are shown wearing shoes, for best game play and to avoid possible injury we strongly recommend playing this game in socks.
- Due to the multiplayer aspect of this game, avoid coming in close contact with other players to eliminate any risk of injury.
- People with any history of heart trouble, high blood pressure, vertigo, joint or ligament damage, or stroke should not play this game.

2. Insert the Twister Dance DVD into your DVD player.

3. When you first insert the DVD into your player, the language selection screen will appear. Pick which language you'd like to play in, English or Spanish, and hit the ENTER key.

4. Now you'll meet DJ Ray, your mixmaster extraordinaire and Diamond J your official Twister Dance coach! They'll guide you through the gameplay in their own cool style! For a quick rundown on the rules, we recommend you first read the "HOW TO PLAY" section of these instructions.



## REMOTE COMMANDS

- To skip ahead during the instructions select NEXT CHAPTER or OK/ENTER on your remote.
  - At any time you may select HELP on the Main Menu to replay the instructions.
  - Select TOP MENU on your remote to get back to the Main Menu. Use the TITLE/ MENU or RETURN button to get back to the Session Menu.
- Note: The actual button names on the remote may vary by manufacturer.*

## HOW TO PLAY

The Twister Dance DVD Game may be played as a dance activity or as a competitive game. Whether you choose to let loose and dance around your living room, or challenge your friends to an all-out dance duel – the whole point is to have fun and learn some cool dance moves!

If you choose to compete against your friends, first read through the basic gameplay in the DANCE ACTIVITY section and then move on to the SCORING FOR COMPETITIVE GAME section.

## DANCE ACTIVITY

There are four different dance locations you can choose from within the game: Aqua Beach, Downtown, Twister Dance Club and Center Stage. Each location also has its own style of music and on-screen dancer.

At each location you can dance to multiple dance sessions (or "routines" as they say in the music biz) and then you may move on to a special Party dance session. You must complete all of the dance sessions within a location before you can move on to the special bonus session.



AQUA BEACH



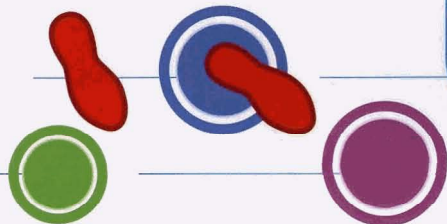
DOWNTOWN



TWISTER DANCE CLUB



CENTER STAGE



## GAME MODES

There are three game modes within the Twister Dance DVD game: LEARN, DANCE and PARTY mode.


In LEARN Diamond J breaks down the moves for you, and the on-screen dancers show you how the moves should look.

In DANCE mode DJ Ray takes charge as the intensity increases and the music gets a bit faster! Now you'll put all of the moves you grooved to in LEARN mode together to complete an entire dance routine.

Once you've run through LEARN and DANCE modes – get your feet movin' to the beat of PARTY mode – where there are no cues, no dancers, just a cool light & music show where you can show off your moves.



LEARN



DANCE



PARTY

## SCORING FOR COMPETITIVE GAME

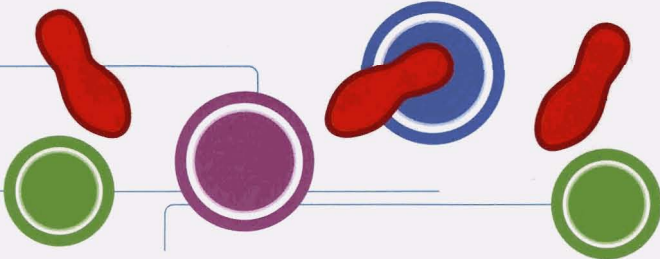
For a 2 player game...

If you are playing the Twister Dance DVD game with two players, each player acts as the other's judge for every session. During each round, players should decide who did a better job in each session. Keep on playing until you complete all of the sessions.

If both players did well, consider the session a tie – and move on to the next session and see who has the better moves... 'cuz it's all about having fun and learning the moves.

In a 3 or 4 player game...

Your friends are your judges, and likewise, you are theirs. In Round 1 – all players judge each other on how well they competed in a session, and must decide on one player to be voted out.



The player who is voted out then becomes the judge for the next round of play. He or she also takes charge of the remote for the next round.

During Round 2 – the first player who was voted out decides on who will be the second player to be eliminated from the game. That player then becomes the judge of the next round, and the remote control also gets passed along to him or her.

Continue advancing through each dance track. Elimination continues in this fashion until there is only one player remaining. Give the last player standing a high five 'cuz there's your winner!

Twister Dance DVD has been designed and engineered to be compatible with as many DVD players as possible. However, as with any software product, it is not always possible to create a disc that will work with every DVD player.

Should you experience any technical difficulties we recommend you first clean the disc by wiping it with a soft cloth in straight lines from the center of the disc. If the problem persists when you have re-inserted the disc into your DVD player, please call Hasbro Consumer Affairs at 1-888-836-7025 (toll-free) for additional assistance. You may also visit our website at [HASBRO.COM](http://HASBRO.COM) for contact information.



We will be happy to hear your questions or comments about this game. US consumers please write to: Hasbro Games, Consumer Affairs Dept., P.O. Box 200, Pawtucket, RI 02862. Tel: 888-836-7025 (toll free). Canadian consumers please write to: Hasbro Canada Corporation, 2350 de la Province, Longueuil, QC Canada, J4G 1G2. European consumers please write to: Hasbro UK Ltd., Hasbro Consumer Affairs, P.O. BOX 43, Caswell Way, Newport, Wales, NP1 9YD, or telephone our Helpline on 00 800 2242 7276.

Distributed in Australia by Hasbro Australia Ltd., 570 Blaxland Road, Eastwood, NSW 2122, Australia. Tel: (02) 9874-0999. Distributed in New Zealand by Hasbro Australia Ltd., PO Box 100-940, North Shore Mail Centre, Auckland, New Zealand. Tel: (09) 915-5200. © 2006 Hasbro, Pawtucket, RI 02862. All Rights Reserved. TM & ® denotes U.S. Trademarks. 42925-1

Visit us at [www.twisterdance.com](http://www.twisterdance.com)

HASBRO.COM  
FOR NEW PRODUCTS AND OFFERS

PROOF OF PURCHASE



## Free Manuals Download Website

<http://myh66.com>

<http://usermanuals.us>

<http://www.somanuals.com>

<http://www.4manuals.cc>

<http://www.manual-lib.com>

<http://www.404manual.com>

<http://www.luxmanual.com>

<http://aubethermostatmanual.com>

Golf course search by state

<http://golfingnear.com>

Email search by domain

<http://emailbydomain.com>

Auto manuals search

<http://auto.somanuals.com>

TV manuals search

<http://tv.somanuals.com>