

FCC Statement:

This device complies with part 15 of the FCC Rules. Operation is subject to the following two conditions: (1) This device may not cause harmful interference, and (2) this device must accept any interference received, including any interference that may cause undesired operation. Changes or modifications to this unit not expressly approved by the party responsible for compliance could void the user's authority to operate the equipment. This equipment has been tested and found to comply with the limits for a Class B digital device, pursuant to part 15 of the FCC Rules. These limits are designed to provide reasonable protection against harmful interference in a residential installation. This equipment generates, uses and can radiate radio frequency energy, and, if not installed and used in accordance with the instructions, may cause harmful interference to radio communications. However, there is no guarantee that interference will not occur in a particular installation. If this equipment does cause harmful interference to radio or television reception, which can be determined by turning the equipment off and on, the user is encouraged to try to correct the interference by one or more of the following measures:

- Reorient or relocate the receiving antenna.
- Increase the separation between the equipment and receiver.
- Consult the dealer or an experienced radio/TV technician for help.



Not suitable for children under 36 months due to small parts, choking hazard.

©Disney
®* and/or ™* & © 2002 Hasbro. All Rights Reserved.
® denotes Reg. U.S. Pat. & TM Office.
3906 PN 6162320000



Questions? Call: 1-800-327-8264

AGES 4+
3906



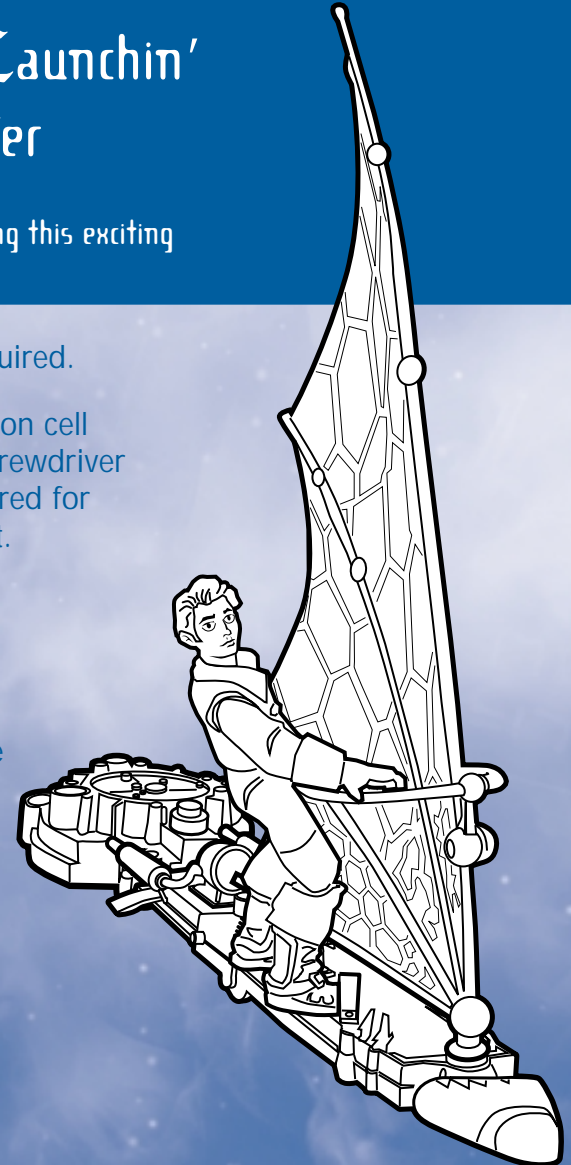
Electronic Launchin' Solar Surfer

Thank you for choosing this exciting
Treasure Planet toy!

Some assembly required.

Includes 3 A76 button cell
batteries. Phillips screwdriver
(not included) required for
battery replacement.

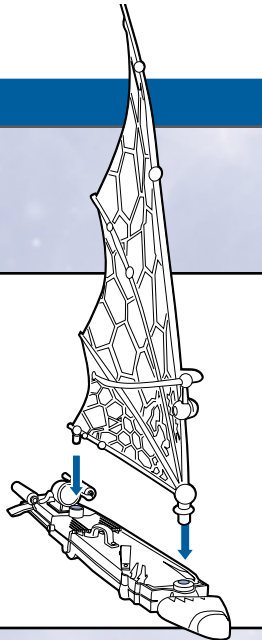
Includes:
Sail
Board
Launcher
Exclusive Jim Figure



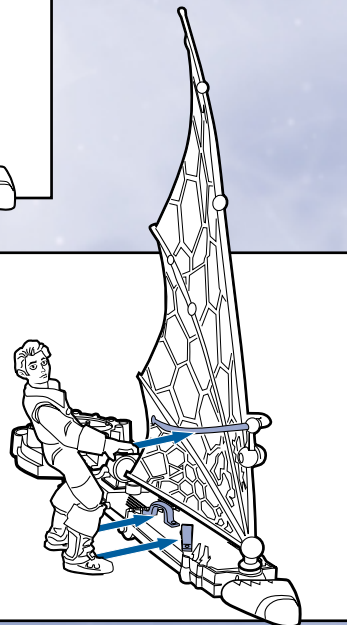
Play Instructions

Insert sail into board as shown.

Sail removes for skateboard mode.

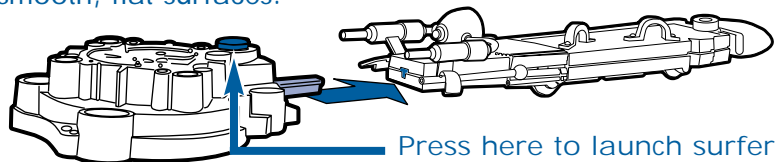


Jim's feet attach to board as shown. His hands can attach to the boom!



Attach launcher to board as shown.

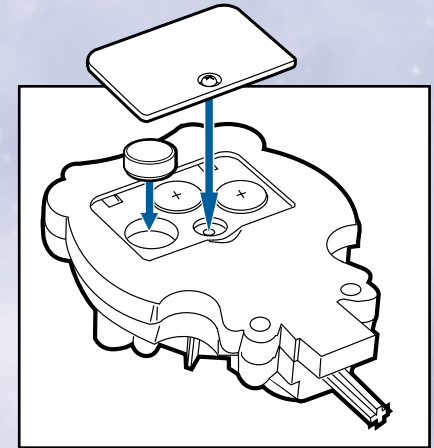
Press Release Button to launch the solar surfer across smooth, flat surfaces.



Press here to launch surfer with blast-off sound effect.

To Replace Batteries

Using a Phillips screwdriver, remove screw in battery compartment door. Remove door. Insert 3 fresh A76 button cell batteries into compartment. Replace door and fasten screw tightly.



⚠ CAUTION:

1. As with all small batteries, the batteries used with this toy should be kept away from small children who still put things in their mouths. If they are swallowed, promptly see a doctor, and, in the U.S., have the doctor phone (202) 625-3333 collect, or, in Canada, call your provincial Poison Control Center.
2. Make sure the batteries are inserted correctly and follow the toy and battery manufacturers' instructions.
3. Do not mix old and new batteries, alkaline, standard (carbon-zinc) or rechargeable (nickel-cadmium) batteries.

Free Manuals Download Website

<http://myh66.com>

<http://usermanuals.us>

<http://www.somanuals.com>

<http://www.4manuals.cc>

<http://www.manual-lib.com>

<http://www.404manual.com>

<http://www.luxmanual.com>

<http://aubethermostatmanual.com>

Golf course search by state

<http://golfingnear.com>

Email search by domain

<http://emailbydomain.com>

Auto manuals search

<http://auto.somanuals.com>

TV manuals search

<http://tv.somanuals.com>