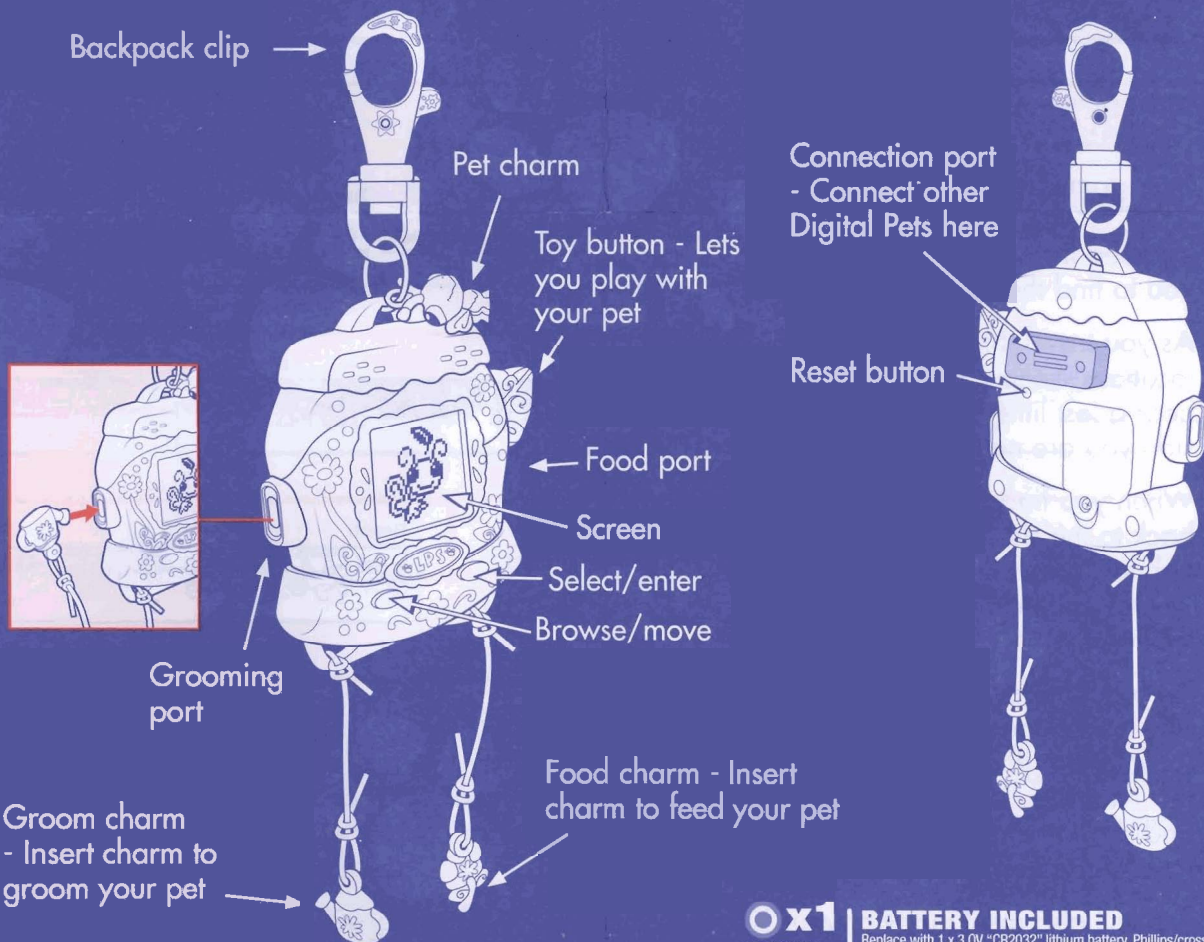


Littlest Pet Shop™

AGES 6+
51472 Asst.

DIGITAL PET

Thank you for purchasing this LITTLEST PET SHOP™ toy!
For maximum play value, please read and follow instructions carefully.



OX1
CR2032 Lithium

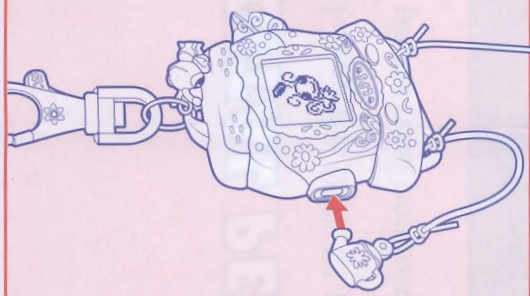
BATTERY INCLUDED

Replace with 1 x 3.0V "CR2032" lithium battery. Phillips/cross head screwdriver (not included) needed to replace battery.

PLAY MODE

Your toy comes packaged in "TRY ME" mode. To switch it to regular "PLAY" mode, just touch either one of the charms to its port during the "TRY ME" animation.

After 2 minutes of non-activation, the toy will shut off. To turn back on, just touch one of the buttons on the front of the toy. All your game information will be saved.



HELPFUL TIPS

Your pet will always let you know what to do to keep it healthy and happy.

If your pet isn't playful, it wants some attention. Groom your pet with the brush charm, then press the toy button and play together – your pet will perk right up!

Be sure your pet is well-fed. Use the food charm to feed it. When your pet is feeling full, it'll shake its head when you try to give it more food. If your pet is hungry, it may move slowly.

To move your pet around, use either button to move through locations on the screen.

For tips on playing all the different activities, go to

LittlestPetShop.com

TAKE CARE OF YOUR PET WITH THE CHARMS AND TOY!

TROUBLESHOOTING

If toy does not respond, press the RESET button. (Use a pen or paper clip.)



Reset button

HOW TO PLAY

Your game begins at the Littlest Pet Shop™, where 10 little pets have escaped from the shop! It's up to you to find them all!

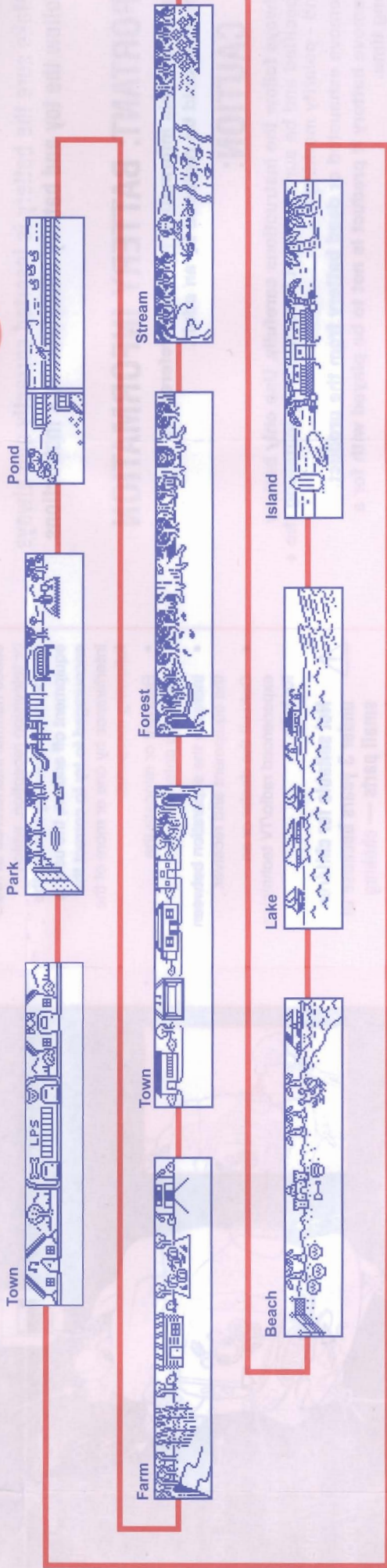
As you travel through the digital locations, keep your ears open to hear a lost little pet crying! That's a sign you are near the lost pet.

When you find a lost pet, it will go back to the shop, and return to its habitat. A number on the screen will tell you how many pets are left to find.

As you look for the pets, you will also find numerous mini-games to play. Some games have a time limit (for example, staying on a surfboard for a certain number of seconds), and some games require you to perform a task a certain number of times (for example, catching a flying disc).

You will also meet many of your Littlest Pet Shop™ friends, who will invite you into their homes and play games with you!

START



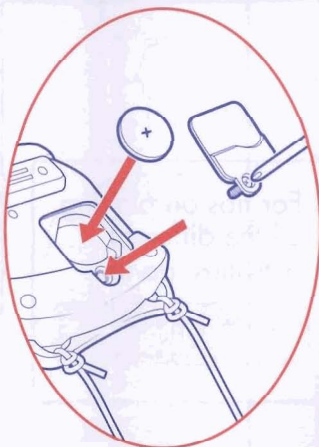
Press the left button to move from one activity to the next. Press the right button to choose an activity, or press the left button to keep on moving.



If, after finding all 10 pets, you want to restart the game and look for them all over again, press the RESET button. (Use the tip of a pen or paper clip.) Or, you can keep walking through the Littlest Pet Shop™ world and play more games!

TO REPLACE BATTERY

Use a Phillips/cross head screwdriver (not included) to loosen screw in battery compartment door (screw remains attached to door). Remove door and remove old battery. Insert 1 x 3.0V fresh "CR2032" lithium battery. Replace door and tighten screw.



⚠ CAUTION:

1. As with all small batteries, the battery used with this toy should be kept away from small children who still put things in their mouths. If it is swallowed, promptly see a doctor and have the doctor phone (202) 625-3333 collect. In other countries, have the doctor call your local poison control center.
2. Make sure the battery is inserted correctly and always follow the toy and battery manufacturer's instructions.

IMPORTANT: BATTERY INFORMATION

Please retain this information for future reference.
Batteries should be replaced by an adult.

⚠ CAUTION:

1. Always follow the instructions carefully. Use only battery specified and be sure to insert it correctly by matching the + and - polarity markings.
2. Remove exhausted or dead battery from the product.
3. Remove battery if product is not to be played with for a long time.
4. Do not short-circuit the supply terminals.
5. Should this product cause, or be affected by, local electrical interference, move it away from other electrical equipment. Reset (removing and re-inserting battery or pressing the reset button) if necessary.
6. **RECHARGEABLE BATTERY:** Always remove from the product before recharging. Recharge battery under adult supervision. **DO NOT RECHARGE OTHER TYPES OF BATTERIES.**
7. As with all small items, this battery should be kept away from children. If swallowed, seek medical attention immediately.

FCC STATEMENT

This device complies with part 15 of the FCC Rules. Operation is subject to the following two conditions: (1) This device may not cause harmful interference, and (2) this device must accept any interference received, including interference that may cause undesired operation. This equipment has been tested and found to comply with the limits for a Class B digital device, pursuant to part 15 of the FCC Rules. These limits are designed to provide reasonable protection against harmful interference in a residential installation. This equipment generates, uses and can radiate radio frequency energy, and, if not installed and used in accordance with the instructions, may cause harmful interference to radio communications. However, there is no guarantee that interference will not occur in a particular installation. If this equipment does cause harmful interference to radio or television reception, which can be determined by turning the equipment off and on, the user is encouraged to try to correct the interference by one or more of the following measures:

- Reorient or relocate the receiving antenna.
- Increase the separation between the equipment and receiver.
- Consult the dealer or an experienced radio/TV technician for help.



Not suitable for children under 3 years because of small parts — choking hazard.



© 2006 Hasbro. All Rights Reserved.
TM & ® denote U.S. Trademarks.
U.S. Pat. No. 5971855
51472 Asst. PN 6676780000

Free Manuals Download Website

<http://myh66.com>

<http://usermanuals.us>

<http://www.somanuals.com>

<http://www.4manuals.cc>

<http://www.manual-lib.com>

<http://www.404manual.com>

<http://www.luxmanual.com>

<http://aubethermostatmanual.com>

Golf course search by state

<http://golfingnear.com>

Email search by domain

<http://emailbydomain.com>

Auto manuals search

<http://auto.somanuals.com>

TV manuals search

<http://tv.somanuals.com>