



SDEC1000A & SDEC2500A Flash Chip Exchange Instructions

To: JBL SIS Dealers & Reps



From: Chris Neumann

Subject: Transferring SDEC settings by swapping Flash IC's


Date: 6/18/02

When replacing an SDEC Digital Equalizer, as an alternative to using the Loader utility, the flash memory chips on the DSP Engine inside the SDEC, which contain the programmed filter, delay and crossover settings may be swapped. With SDEC1000/A swapping flash chips is a more reliable method of transferring files to a replacement unit. Follow the procedure below to swap SDEC.d97 file settings.

1. Remove the malfunctioning SDEC from the equipment rack.
2. Remove the SDEC top cover.



3. Locate U3 on the DSP Engine Board (see Fig.2).



4. Carefully remove the flash chip at designator U3 on the DSP Engine Board with a PLCC IC puller or a small screwdriver or paperclip (see Fig.3). Be careful not to damage any of the pins on the chip or the IC socket, as this will cause the unit not to function properly.
5. Repeat steps 2, 3, & 4 with the replacement unit and swap the Flash chips. Be sure to reinstall the chips correctly into the keyed sockets.
6. Copy over the Headroom DIP Switch settings for input sensitivity and output gain from the malfunctioning unit to the replacement unit to ensure proper headroom settings for the system (see Fig.1).

DIP Switch Factory Default settings = Unity Gain Inputs: L, C, R = "-3dB", L/R Ambient & Sub = "0dB" Outputs L, C, R = "+3dB", L/R Ambient & Sub = "0dB"
--

7. Copy over the rear panel switch settings for Auto/Manual turn-on and Cinema/Auto switching modes.
8. Reattach the top cover of the replacement unit and reinstall it into the system. Your system should now function normally with the appropriate filter, delay, and crossover settings.
9. Reattach the top cover of the malfunctioning unit, box the unit in the original or replacement's packing, and return to JBL using the supplied RA number to make sure your account receives credit against the replacement.

JBL Systems Integration Specialist Products Group

Northridge, CA 91329 Ph: 818.895.5712 Fax: 818.920.3609 e-mail: cneumann@harman.com

Free Manuals Download Website

<http://myh66.com>

<http://usermanuals.us>

<http://www.somanuals.com>

<http://www.4manuals.cc>

<http://www.manual-lib.com>

<http://www.404manual.com>

<http://www.luxmanual.com>

<http://aubethermostatmanual.com>

Golf course search by state

<http://golfingnear.com>

Email search by domain

<http://emailbydomain.com>

Auto manuals search

<http://auto.somanuals.com>

TV manuals search

<http://tv.somanuals.com>