

 XBOX 360



[PROTOTYPE[®]2]

RADICAL
ENTERTAINMENT

ACTIVISION[®]

Download from www.somanuals.com. All Manuals Search And Download.



WARNING Before playing this game, read the Xbox 360® console and accessory manuals for important safety and health information. Keep all manuals for future reference. For replacement console and accessory manuals, go to www.xbox.com/support.

Important Health Warning About Playing Video Games

Photosensitive seizures

A very small percentage of people may experience a seizure when exposed to certain visual images, including flashing lights or patterns that may appear in video games. Even people who have no history of seizures or epilepsy may have an undiagnosed condition that can cause these "photosensitive epileptic seizures" while watching video games.

These seizures may have a variety of symptoms, including lightheadedness, altered vision, eye or face twitching, jerking or shaking of arms or legs, disorientation, confusion, or momentary loss of awareness. Seizures may also cause loss of consciousness or convulsions that can lead to injury from falling down or striking nearby objects.

Immediately stop playing and consult a doctor if you experience any of these symptoms. Parents should watch for or ask their children about the above symptoms—children and teenagers are more likely than adults to experience these seizures. The risk of photosensitive epileptic seizures may be reduced by taking the following precautions: Sit farther from the screen; use a smaller screen; play in a well-lit room; do not play when you are drowsy or fatigued.

If you or any of your relatives have a history of seizures or epilepsy, consult a doctor before playing.

TABLE OF CONTENTS

| | |
|----------------------------|---|
| Xbox LIVE | 2 |
| GAME CONTROLS | 3 |
| HEADS-UP DISPLAY | 4 |
| MAP SCREEN | 6 |
| GAMEPLAY | 7 |
| FREE ROAM MODE | 7 |
| CUSTOMER SUPPORT | 8 |
| SOFTWARE LICENSE AGREEMENT | 9 |

For additional information, go to www.PrototypeGame.com. Access insider news from the developer Radical at www.Facebook.com/Prototype.

Xbox LIVE

Xbox LIVE® is your connection to more games, more entertainment, more fun. Go to www.xbox.com/live to learn more.

CONNECTING

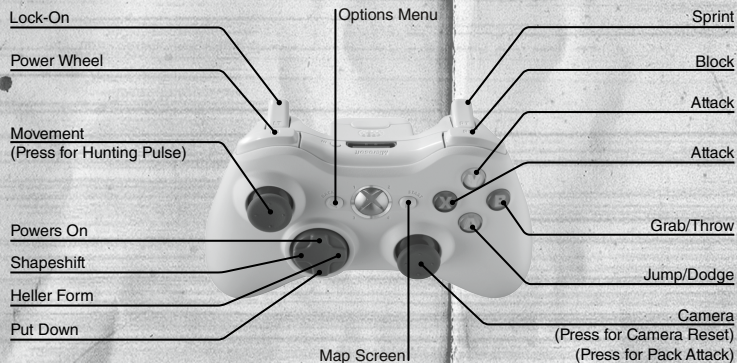
Before you can use Xbox LIVE, connect your Xbox 360 console to a high-speed Internet connection and sign up to become an Xbox LIVE member.

For more information about connecting, and to determine whether Xbox LIVE is available in your region, go to www.xbox.com/live/countries.

FAMILY SETTINGS

These easy and flexible tools enable parents and caregivers to decide which games young game players can access based on the content rating. Parents can restrict access to mature-rated content. Approve who and how your family interacts with others online with the Xbox LIVE service, and set time limits on how long they can play. For more information, go to www.xbox.com/familysettings.

GAME CONTROLS



ADDITIONAL CONTROLS

CONSUMING: Press **B** to grab a target, then press **Y** to consume. Consuming provides you with health, Mass and a shapeshift form.

GLIDING: While in the air, hold **RT** to Glide. Holding **RT** while on the ground will allow you to jump over obstacles and sprint up walls.

TARGETING: Hold **LT** to lock onto an enemy. Use the Right Stick to switch between targets. The target box will switch to the next valid target in the direction the Right Stick is pushed.

SPECIAL ATTACKS: To charge attacks, hold **X** or **Y**. Trigger a Devastator attack by holding **B** and **Y**. Use the Pack Leader ability by holding **X** and **A**.

HUNTING: Use Hunting to actively locate key targets in the world. Press **L1** to send out a pulse ring, which acts as a sonar that pings back from the target. The target is always at the center of the return pulse.



SAVING: *Prototype*®2 saves your progress automatically. Please do not turn off your console when this symbol is displayed.

HEADS-UP DISPLAY (HUD)



1. HEALTH METER: Your current health is displayed here.

2. MASS METER: Your current amount of Mass is displayed here.

3. CURRENT POWERS: Your currently assigned Powers are shown here. Press **LB** to bring up the Power Wheel to switch (or **↑** on the Directional Pad to turn on the current Powers).

4. MISSION OBJECTIVE ICON: Location of the current mission objective.

5. MINI-MAP: Displays your current location as well as nearby objectives, enemies and mission markers.

6. SHAPESHIFT HUD: Composed of the Shutter and the Shapeshift Icon:

SHUTTER: The Shutter tells you whether or not you are being watched by the military using the following states:

Closed: No military unit currently sees you.

Yellow: The military can see you, but they're unaware of your true identity.

Red: The military has identified you as a threat and they will attack.

Note: When the shutter is in the yellow or red state, the enemies that currently see you are marked with the appropriate color on the mini-map.

SHAPESHIFT ICON: This has three different states:

Gray: Your current form is valid. Military won't engage you unless your actions reveal your true identity.

Red: Your current form has been compromised and enemies will engage you on sight.

Active: The icon also acts as a meter. When you are being watched by the military, your Shutter is yellow. If you perform superhuman actions, the meter fills with yellow. When it is completely filled, the icon turns red. This means the military has identified you and will attack on sight. When the military lose sight of you during an alert, the icon begins to drain from red back to gray.

If Heller has consumed a person within the world, an icon for the Stored Form is displayed at the upper left of the mini-map. These are the three categories of the Shapeshift Icon:

Heller: This is Heller's default form.

Civilian: The form of the last NYZ resident you consumed.

Military: The form of the last soldier or trooper you consumed. Military forms have the advantage of allowing you to use airbridges, access //BLACKNET Terminals and travel freely within restricted areas.






SWITCH: The Switch message appears between the two Shapeshift Icons when you're in Alert, but currently out of the military's sight.


MAP SCREEN


MAP: The map highlights various points of interest:


MISSION: There are Mission Acquisition icons and Mission Objectives icons.

RADNET*: Heller can take part in the following RADNET events:

-  **Collateral Damage**
-  **Recovery**
-  **Chopper Race**
-  **Incineration**
-  **Rampage**

AIRBRIDGES: Go to  to travel to other zones in New York Zero.

//BLACKNET TERMINALS: Go to  to access //BLACKNET.

LEGEND: Press  to access the Map's Legend.

COLLECTIBLES: Displays location of Lairs, BlackBoxes and Field Ops.

//BLACKNET: Lists progression and reward status on all //BLACKNET operations.

HELLER: Provides a character overview of James Heller:

EVOLUTION: Heller continues to evolve as you complete missions and objectives. Choose your evolutionary path by upgrading Movement, Health, Regeneration, Shapeshifting, Mass or Finishers.

POWERS: Unlock and upgrade Viral Powers throughout New York Zero.

SKILLS: Unlock and upgrade Skills by Consuming marked targets scattered throughout New York Zero. Abilities improve Heller's Power and unlock new ways to use them.

MUTATIONS: Unlock and apply Mutations to customize Heller. Mutations are categorized as Offensive, Defensive, Locomotion, Predator and Power Specialist.

***RADNET:** If you have purchased access to RADNET content, check here for updated content information including your current standing on the Leaderboards.

GAMEPLAY

NAVIGATION: Text at the bottom of the screen shows your active Mission Objective. A corresponding icon marks your objective's location.

MINI-MAP: All important nearby targets appear on the mini-map. Potential enemies show up as small icons. The icon's color is dependent on the enemy's state.

White: The enemy is unaware of your true identity.

Yellow: The enemy is becoming suspicious of your actions.

Red: The military has identified you as a threat and they will attack..

POWER WHEEL: Using the Power Wheel, you can assign two Powers at once to buttons on the controller. Hold **LB** to bring up the Power Wheel. Select a Power with the Left Stick, then press **X** or **Y** to assign it to that button.

FIREARMS: Heller can use any weapon that he finds in the world. Press **B** to pick up weapons and **X** to fire.

NEW GAME+: Completing the game unlocks the New Game+ mode, allowing you to replay the entire game with all of the Powers and Abilities you acquired during your previous playthrough.

FREE ROAM MODE

//BLACKNET TERMINALS: //BLACKNET is Blackwatch's secure encrypted network. Heller can unlock side missions by shapeshifting into a Gentek or military form and pressing **B** at any Terminal. Completing these missions unlocks valuable upgrades.

COLLECTIBLES:

Lairs: Underground breeding pits for the Infected that contain various rewards and upgrades.

BlackBoxes: Blackwatch troopers carry audio recorders. Locate their bodies in order to uncover more information regarding Blackwatch and Gentek.

Field Ops: Special units consisting of Blackwatch troopers and Gentek scientists.

CUSTOMER SUPPORT

Note: Please do not contact Customer Support for hints/codes/cheats.

Internet: support.activision.com

Our support section of the web has the most up-to-date information available. We update the support pages daily, so please check here first for solutions. If you cannot find an answer to your issue, please contact us at the phone number below.

Note: All support is handled in English only.

Phone: (800) 225-6588

Phone support is available from 7:00 a.m. to 7:00 p.m. (Pacific Time) every day of the week.

SOFTWARE LICENSE AGREEMENT

IMPORTANT - READ CAREFULLY: USE OF THIS PROGRAM IS SUBJECT TO THE SOFTWARE LICENSE TERMS SET FORTH BELOW. "PROGRAM" INCLUDES THE SOFTWARE INCLUDED WITH THIS AGREEMENT, THE ASSOCIATED MEDIA, ANY PRINTED MATERIALS, AND ANY ON-LINE OR ELECTRONIC DOCUMENTATION, AND ANY AND ALL COPIES AND DERIVATIVE WORKS OF SUCH SOFTWARE AND MATERIALS. BY OPENING THIS PACKAGE, AND/OR USING THE PROGRAM, YOU ACCEPT THE TERMS OF THIS LICENSE WITH ACTIVISION PUBLISHING, INC. ("ACTIVISION").

LIMITED USE LICENSE. Activision grants you the non-exclusive, non-transferable, limited right and license to use one copy of this Program solely and exclusively for your personal use. All rights not specifically granted under this Agreement are reserved by Activision. This Program is licensed, not sold. Your license confers no title or ownership in this Program and should not be construed as a sale of any rights in this Program.

OWNERSHIP. All title, ownership rights and intellectual property rights in and to this Program and any and all copies thereof (including but not limited to any titles, computer code, themes, objects, characters, character names, stories, dialog, catch phrases, locations, concepts, artwork, animation, sounds, musical compositions, audio-visual effects, methods of operation, moral rights, and any related documentation, incorporated into this Program) are owned by Activision or its licensors.

This Program is protected by the copyright laws of the United States, international copyright treaties and conventions and other laws. This Program contains certain licensed materials and Activision's licensors may protect their rights in the event of any violation of this Agreement.

YOU SHALL NOT:

- Exploit this Program or any of its parts commercially, including but not limited to use at a cyber cafe, computer gaming center or any other location-based site. Activision may offer a separate Site License Agreement to permit you to make this Program available for commercial use; see the contact information below.
- Sell, rent, lease, license, distribute or otherwise transfer this Program, or any copies of this Program, without the express prior written consent of Activision.
- Reverse engineer, derive source code, modify, decompile, disassemble, or create derivative works of this Program, in whole or in part.
- Remove, disable or circumvent any proprietary notices or labels contained on or within the Program.
- Hack or modify (or attempt to modify or hack) the Program, or create, develop, modify, distribute or use any software programs, in order to gain (or allow others to gain) advantage of this Program in an on-line multiplayer game settings including but not limited to local area network or any other network play or on the internet.
- Export or re-export this Program or any copy or adaptation in violation of any applicable laws or regulations.

© 2012 Activision Publishing, Inc. Prototype and Activision are registered trademarks of Activision Publishing, Inc. All rights reserved. Activision makes no guarantees regarding the availability of online play or features, including access to or support for RADNET provided by the applicable console manufacturer, and may modify or discontinue online service in its discretion without notice, including for example, ceasing online service for economic reasons due to a limited number of players continuing to make use of the service over time. All other trademarks and trade names are the properties of their respective owners.

DANGER

WIRUS

ACTIVE

IN THIS AREA

**STRICTLY NO ACCESS OR EXIT
USE OF DEADLY FORCE AUTHORIZED**



ALL PERSONS ARE FORBIDDEN TO ENTER OR LEAVE A QUARANTINED ZONE WITHOUT THE PERMISSION OF THE BLACKWATCH UNLESS HEALTHY OF PERSONS IS AT RISK.



KINECT, Xbox, Xbox 360, Xbox LIVE, and the Xbox logos are trademarks of the Microsoft group of companies and are used under license from Microsoft.

Free Manuals Download Website

<http://myh66.com>

<http://usermanuals.us>

<http://www.somanuals.com>

<http://www.4manuals.cc>

<http://www.manual-lib.com>

<http://www.404manual.com>

<http://www.luxmanual.com>

<http://aubethermostatmanual.com>

Golf course search by state

<http://golfingnear.com>

Email search by domain

<http://emailbydomain.com>

Auto manuals search

<http://auto.somanuals.com>

TV manuals search

<http://tv.somanuals.com>