



Rackmount Keyboard Drawer with built-in Touchpad Keyboard



Model: ACK-730-MRP Series

QuickGuide

English

www.adesso.com

LIMITED WARRANTY

ADESSO provides one year limited warranty for the quality of all its products in materials and workmanship.

During this period, ADESSO will repair or replace all merchandise, which proved to be defective. However, ADESSO will not warranty any product which has been subjected to improper freight Handling, shipping abuse, neglect or unauthorized repair or installation. The warranty also will not cover products installed with Non-ADESSO components and product with broken sealed and assembly trace. After replacement of RMA, ADESSO reserves the right to request the total cost of the replacement products with broken seals or assembly trace.

If you discover a defect, Adesso will, at its option, repair or replace the product at no charge to you, provided you return it during the warranty period with transportation charges pre-paid to Adesso. You must contact Adesso at support@adesso.com for a Return Merchandise Authorization number (RMA) prior to returning any product. For each product returned for warranty service, please include your name, shipping address (no P.O. Box), telephone number, copy of the bill of sale as proof of purchase and have the package clearly marked with your RMA number.

SUPPORT

We have listed most of our FAQ's (Frequently Asked Questions) at: <http://www.adesso.com/faqs.asp>. Please visit our FAQ Service & Support pages before you contact our E-mail or Telephone Support.

Email Support: If our FAQ's do not help you resolve your issues, please email support@adesso.com

Telephone Support:
Toll Free: (800) 795-6788
9:00AM to 5:00PM PST Monday - Friday

INTRODUCTION

Congratulations on your purchase of Adesso 19" 1U Rackmount Touchpad keyboard drawer. It is ideal for harsh industrial environment.

FEATURES

- Industrial 1U standard size keyboard with Integrated Touchpad
- Integrated touchpad takes the place of your mouse
- Wrist-rest for a comfortable support and rest
- Includes embedded numeric keypad and 12 function keys
- Membrane key switches provide a longer key life
- Lighted LEDs for Num, Caps, and Scroll Lock

REQUIREMENTS

- Windows Server 2008 and below or Windows 7/Vista/XP
- USB or PS/2 port

CONTENTS

- 1 x Industrial 1U standard size keyboard with Integrated Touchpad



- 1 x Rackmount drawer



- 4 Sets of screws and screw holder



HARDWARE INSTALLATION

1. Put the keyboard into the drawer's open cavity.



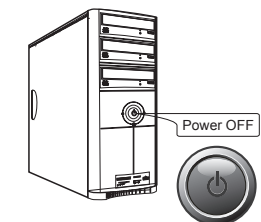
2. Pull the keyboard wire through the hole until to the back of the keyboard drawer.



3. Screw the Rackmount Drawer on your server cabinet.

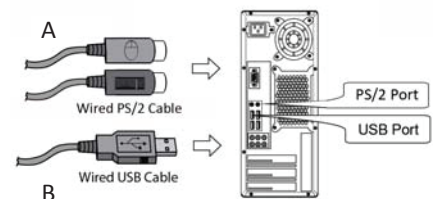


4. Make sure the computer is turned OFF.



5. **A. For PS/2 connection**

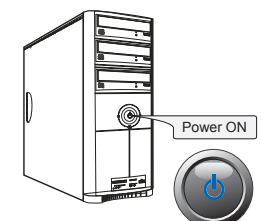
Plug two PS/2 connectors (green and purple) into the PS/2 ports of the computer.



5. **B. For USB connection**

Plug the USB cable into the USB port of the computer.

6. Turn the computer ON. This Keyboard is plug and play, no driver required.



Free Manuals Download Website

<http://myh66.com>

<http://usermanuals.us>

<http://www.somanuals.com>

<http://www.4manuals.cc>

<http://www.manual-lib.com>

<http://www.404manual.com>

<http://www.luxmanual.com>

<http://aubethermostatmanual.com>

Golf course search by state

<http://golfingnear.com>

Email search by domain

<http://emailbydomain.com>

Auto manuals search

<http://auto.somanuals.com>

TV manuals search

<http://tv.somanuals.com>