

IS-SS-HID

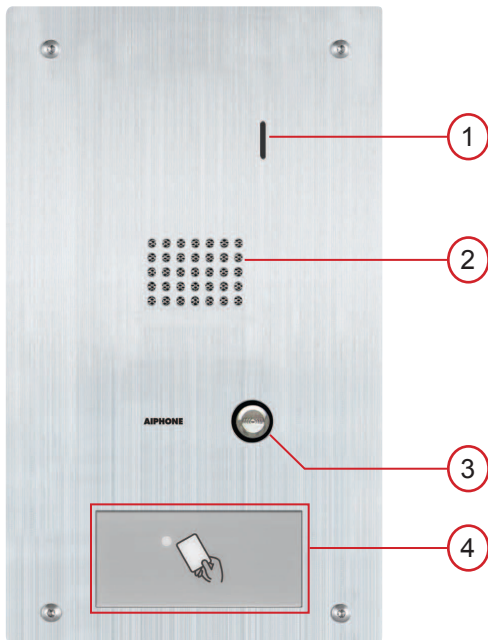
Vandal Resistant Door Station
with Built in Proximity Card Reader

-INSTRUCTIONS-

The IS-SS-HID is an IS-series door station and an HID ProxPoint Plus Card Reader, built onto the same stainless steel faceplate. The card reader provides electronic access to a building through a separate Access Control System, which is not supplied by Aiphone.

The IS-SS-HID can connect to the IS-CCU, IS-SCU, or IS-RCU control units.

IS-SS-HID



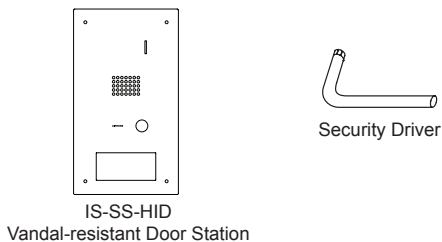
NAMES & FUNCTIONS:

1. Microphone
2. Speaker
3. Call button
4. Prox Reader

FEATURES:

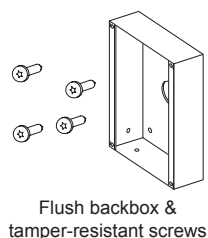
- All-in-one solution: Communication product & card reader
- If a card is missing or malfunctioning, audio communication can provide user verification
- Standard Wiegand output to access panel
- Convenience of installing combined components

PACKAGE CONTENTS:

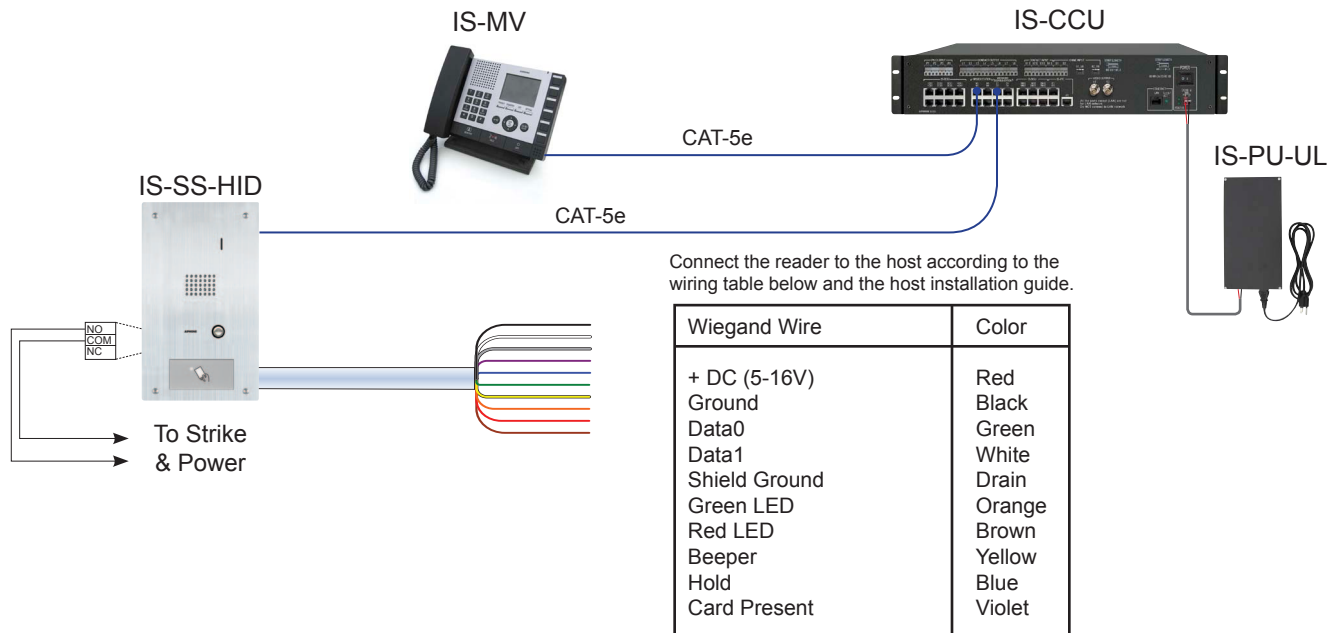


INSTALLATION:

- For flush mounting, cut a hole in the wall and use the supplied back box. Box dimensions are: 11-3/4" H x 5-13/16" W x 1-3/4" D
- For surface mounting, use the SBX-ISDVFP surface mount box. This box can mount to a standard 1 gang box or to any flat surface.



WIRING DIAGRAM:



TESTING & OPERATION:

- When power is applied to the card reader, the LED will flash green three (3) times while the beeper beeps simultaneously. The LED will then turn red. This indicates that the microcontroller is operating properly.
- Present an ID card to the reader (hold card directly in front of reader). The LED will momentarily turn green while the beeper beeps once, indicating that the card was read successfully.

SPECIFICATIONS:

CARD READER:

Reader type: 6005B ProxPoint Plus
 Power Source: 5 ~ 16V DC
 Max Voltage: 18V DC
 Current: 30mA (Avg); 75mA (peak)
 Terminations: Color-coded pre-wired pigtail
 Wiring Distance: 500'
 Operating Temp: 14° ~ 140°F / -10° ~ 60°C
 Operating Humidity: 0-95% relative humidity non-condensing

DOOR UNIT:

Terminations: RJ45 jack for audio
 Screw terminals for door release
 Operating Temp: 14° ~ 140°F / -10° ~ 60°C
 Wiring Distance: 980' with Cat5e/6 cable
 Dimensions: 12-3/8" H x 7" W
 w/SBX-ISDVFP: 12-13/16" H x 7-1/16" W x 2-13/16" D (top), 1-13/16" D (bottom)

FCC WARNING:

This device complies with Part 15 of the FCC rules.

Operation is subject to the following two conditions:

- (1) This device may not cause harmful interference.
- (2) This device must accept any interference that may cause undesired operation.
 - For proper regulatory compliance, the drain wire should be disconnected at the power supply end of the cable.
 - Changes or modifications not expressly approved by the party responsible for compliance could void the user's authority to operate the equipment.
 - The Reader is intended to be powered from a limited power source output of a previously certified power supply

Free Manuals Download Website

<http://myh66.com>

<http://usermanuals.us>

<http://www.somanuals.com>

<http://www.4manuals.cc>

<http://www.manual-lib.com>

<http://www.404manual.com>

<http://www.luxmanual.com>

<http://aubethermostatmanual.com>

Golf course search by state

<http://golfingnear.com>

Email search by domain

<http://emailbydomain.com>

Auto manuals search

<http://auto.somanuals.com>

TV manuals search

<http://tv.somanuals.com>