

The RDA-ENC8W enclosure provides secure mounting for all AMX Lighting, PROlink controllers, and lighting modules. This in-wall enclosure mounts between 16" centered studs and provides eight spaces for Radia cards, Modules, and Integrated Dimming Modules.

Install only UL approved models (see the UL Number Cross Reference to AMX Lighting ID table on page 2) except RDM-INC and RDm-INC50.

The unit supports up to 24 dimming channels per unit. This enclosure is UL and C-UL approved.

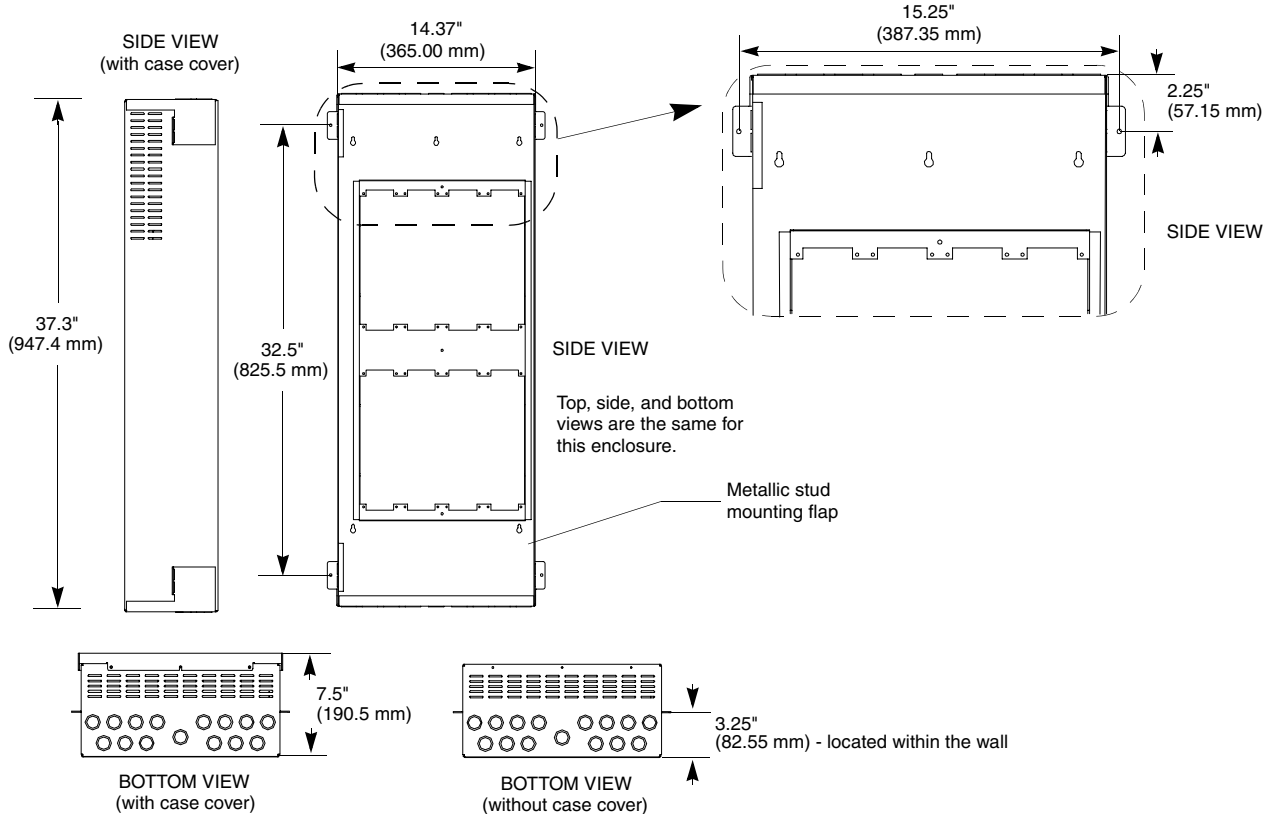


FIG. 1 Top, bottom and front views of the RDA-ENC8W enclosure

### Installation Instructions:

- For indoor use only.
- Mount on vertical surface only.
- Maintain 16" (406.40 mm) minimum clearance above and below the enclosure.
- Route class 1 conductors through upper conduit knockouts.
- Route class 2 conductors through lower conduit knockouts.
- Use 75°C (167°F) copper conductors only.
- Supports up to 24 dimming channels per unit (4 RDD-DM6).
- Install filler plate #28-10500 (RDA-EFP) in all unused openings.
- Install only UL approved modules (see the UL Number Cross Reference to AMX Lighting ID table on page 2) except RDM-2INC and RDM-INC50.
- Installs within 16" (406.40 mm) centered studs or surface mount.
- Inserts 3.25" (85.09 mm) into wall to hide conduit (Knockouts included).
- Projects 4.25" (107.95 mm) away from wall for ventilation.

### Enclosure Weight:

- RDA-ENC8W: 16.5 lbs. (7.48 kg)

### Dimensions between center lines (from FIG. 2):

RDA-ENC8W:

- A to B = 15.25" (387.35 mm) - Surface mounting
- C to D = 6.00" (152.40 mm) - Stud mounting
- E to F = 32.5" (825.50 mm) - Surface mounting
- G to H = 28.00" (711.20 mm) - Stud mounting

Radia enclosures must be mounted on a vertical surface with a minimum of 12" (304.8 mm) clearance above and below the enclosure.

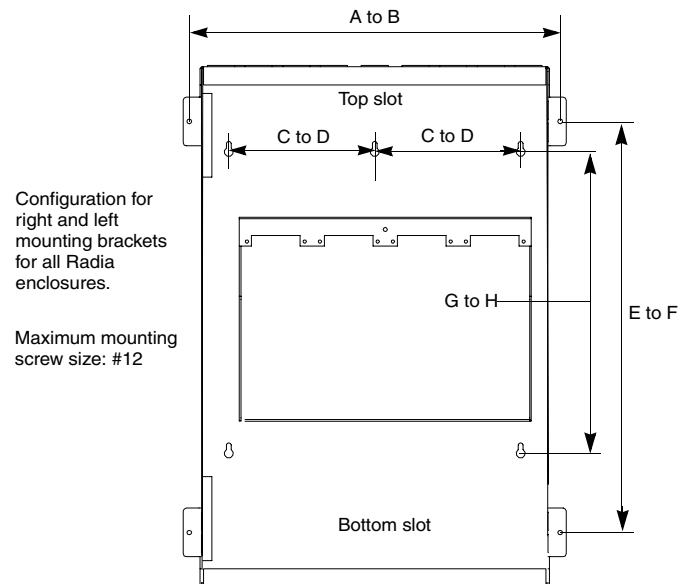
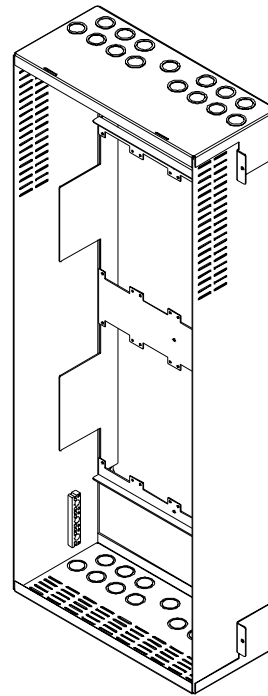


FIG. 2 Bracket configuration

The following section provides a cross reference between the UL ID module numbers and AMX Lighting module IDs. The modules identified are the only modules that can be used in the RDA-ENC8W enclosure.

UL Number Cross Reference to AMX Lighting ID					
UL ID	AMX ID	UL ID	AMX ID	UL ID	AMX ID
28-10100	RDC-DC/120	28-10200	RDM-INC	28-10300	RDM-MR60
28-10110	RDC-DC/240	28-10230	RDM-ZC, RDM-2ZC, RDM-PR, RDM-2PR	28-10310	RDM-MDM
28-10120	RDC-DC/277	28-10240	RDM-ZC50	28-10340	RDA-CHK
28-10130	RDC-PDC/ 120	28-10260	RDM-SWM, RDM-2SWM, RDM-3SWM	28-10350	RDM-FDB RDM-2FDB RDM-3FDB RDM-HFDB
28-10133	RDC-PDC/ 240	28-10270	RDM-HSW, RDM-2HSW, RDM-3HSW	28-10360	RDM-DPSM
28-10140	RDD-DM6/ 120	28-10280	RDM-MR, RDM-2MR, RDM-3MR	28-10370	RDM-DC, RDM-2DC, RDM-3DC RDM-HDC
28-10150	RDD-DM6/ 240	28-10290	RDM-MR35		
28-10160	RDD-DM6/ 277				
28-10170	RDA-PSM/120				



RDA-ENC8W  
8-Module In-Wall Enclosure  
(Isolinear View)

AMX Corporation reserves the right to alter specifications without notice at any time.

For full warranty information, refer to the AMX Instruction Manual(s) associated with your Product(s).

043-019-2573 12/01 ©2001 AMX Corporation. All rights reserved.

The AMX logo is a trademark of AMX Corporation. AMX Corporation reserves the right to alter specifications without notice at any time.  
3000 research drive, richardson, TX 75082 USA • 469.624.8000 • 800.222.0193 • fax 469.624.7153 • technical support 800.932.6993



## Free Manuals Download Website

<http://myh66.com>

<http://usermanuals.us>

<http://www.somanuals.com>

<http://www.4manuals.cc>

<http://www.manual-lib.com>

<http://www.404manual.com>

<http://www.luxmanual.com>

<http://aubethermostatmanual.com>

Golf course search by state

<http://golfingnear.com>

Email search by domain

<http://emailbydomain.com>

Auto manuals search

<http://auto.somanuals.com>

TV manuals search

<http://tv.somanuals.com>