



Mesquite Whirlpool/Tub

BUILDER SERIES

HIGH GLOSS ACRYLIC



Mesquite Whirlpool (015-0225). Bath waste not included. Soaker Tub model also available.

- 59 1/2" (1511 mm) Length, 41 3/4" (1060 mm) Width, 21 1/2" (546 mm) Height
- Six Jetted Multi-Directional Whirlpool System
- Rectangular Unit with Integral Apron
- 2HP Pump Motor
- Pre-Leveled Base for Ease of Installation
- Integral Tiling Flange
- Safety Suction Fitting
- Trim and Jets Removable and Top Rack Dishwasher Safe
- Optional Inline Heater Available
- Available in White, Platinum, Onyx, Natural, and Biscuit
- Operating Water Capacity 42 Gallons
- Weight - Empty 170 lbs., with Water 520 lbs., Cubes 41.78

015-0225 Six Jet Whirlpool Bath Complete with Color-Matched Whirlpool Trim, 2 HP Motor, Less Bath Waste Right Hand Drain, Left Hand Pump

015-0229 Six Jet Whirlpool Bath Complete with Color-Matched Whirlpool Trim, 2 HP Motor, Less Bath Waste Left Hand Drain, Right Hand Pump

NOTE: Eljer assumes no responsibility or liability for local or state regulations which deviate from national standards. It shall be the responsibility of the installer to comply with local codes and standards prior to installation of any Eljer product.

Electrical Requirements:
115V, 20AMP, GFCI Protected Circuit

Whirlpool Trim Includes:

- Color-Matched Whirlpool Jets
- Color-Matched Air Controls (2)
- Whirlpool-Mounted On/Off Air Switch
- Color-Matched Suction Return Cover

Optional Metallic Whirlpool Trim Kits:

- 494-3000** Polished Chrome
- 494-3005** Polished Brass

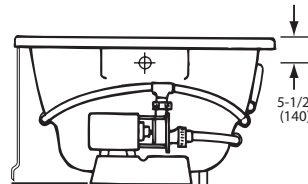
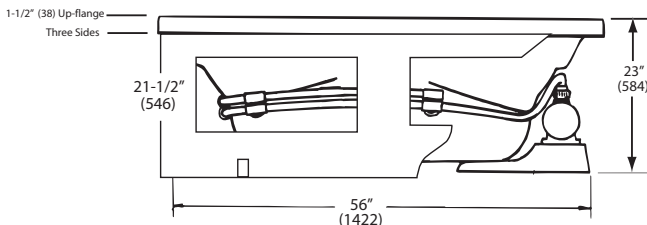
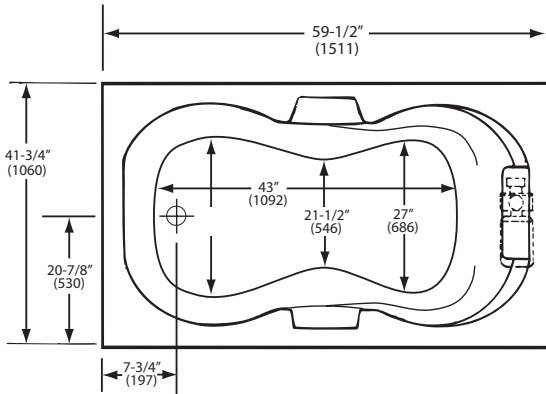
Optional In-Line Heater: (Factory Installed Only)

- 494-1550** Factory Installed In-Line Heater, Maintains Bathing Water Temperature

Note: Extended Lead Time Applies to Whirlpools Ordered with In-Line Heater

Soaker Tub Models:

- 015-0230** Non-Jetted Acrylic Bath, Less Bath Waste Right Hand Drain - Empty Weight: 140 lbs.
- 015-0231** Non-Jetted Acrylic Bath, Less Bath Waste Left Hand Drain - Empty Weight: 140 lbs.



Water Capacity to Overflow: 89 gal.

FAUCETS ARE NOT INCLUDED. ALL FIXTURE DIMENSIONS ARE NOMINAL AND MAY VARY WITHIN THE RANGE OF TOLERANCES ESTABLISHED BY ASME/ANSI STANDARDS, Z124.1. ALL MEASUREMENTS SHOWN ARE SUBJECT TO CHANGE OR CANCELLATION.

Free Manuals Download Website

<http://myh66.com>

<http://usermanuals.us>

<http://www.somanuals.com>

<http://www.4manuals.cc>

<http://www.manual-lib.com>

<http://www.404manual.com>

<http://www.luxmanual.com>

<http://aubethermostatmanual.com>

Golf course search by state

<http://golfingnear.com>

Email search by domain

<http://emailbydomain.com>

Auto manuals search

<http://auto.somanuals.com>

TV manuals search

<http://tv.somanuals.com>