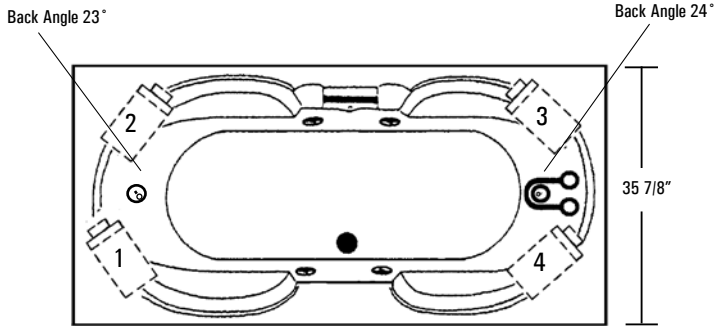


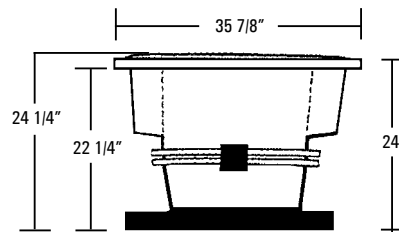
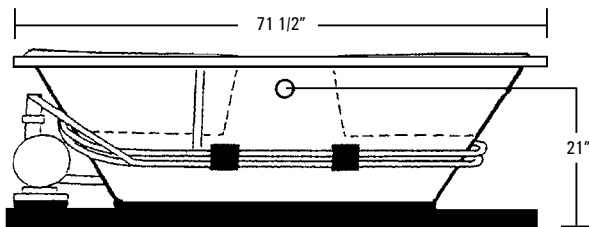
# CASTAWAY

AQUATIC

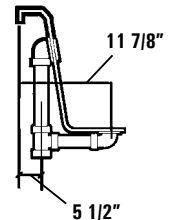
LUXURY SERIES MODEL # AI7236CL



Two Person Bath



Rough-In Plumbing Measurements



## SPECIFICATIONS:

### GENERAL SPECIFICATIONS:

Tub Size	71 1/2" x 35 7/8" x 24 1/4"
	182 cm x 91 cm x 64 cm
Bathing Well	44" long
	18" wide
	22 3/4" interior depth
Shipping Weight	213 lbs. / 97 kg
Tub Weight Filled	788 lbs. / 357 kg
Gallons to Overflow	80 gal. / 303 L
Gallons to Operate	1 bather: 61 gal. / 231 L
	2 bathers: 42 gal. / 159 L

### ELECTRICAL SPECIFICATIONS:

Pump	1.75 HP; 12 AMP; 110V
Requirement	15 AMP; 110V, separate circuit required protected w/ Class A GFCI
Optional Heater	1.5 kW; 12.5 AMP; 110V
Requirement	15 AMP; 110V, separate circuit required protected w/ Class A GFCI

### STANDARD EQUIPMENT:

- 8 Hydrotherapy Jets including:**
- 4 Full Size Pressure-Flo Hydrotherapy Jets
  - 2 Recessed Rotary Massage Jets
  - 2 StressEaz Neck & Shoulder Therapy Jets
- Aquatic Quality Features:**
- 1.75 HP Run-Dry Pump with 20-Minute Timer
  - Bath-Side On/Off Electronic Button
  - "Quiet Pad" Anti-Vibration Pump Mount for Quiet Pump Operation
  - Color Matched Grab Bar
  - 4 Arm Rests
  - Slip Resistant Floor
  - Pre-leveled ABS Support Base
  - Heat-bent Rigid PVC Piping for Optimum Sanitary Conditions
  - Durable, Easy to Clean, Lucite® Cast Acrylic Surface
  - Available in 8 Standard No-Charge Colors
- UL & IAPMO Listed, Factory Tested Limited Lifetime Warranty**

### OPTIONAL EQUIPMENT:

- Chromatherapy LED Lighting
- Comfort Pillow - Oval or Rectangle
- Jet Finish
  - Chrome, Polished Brass, Gold, Polished Nickel or Satin Nickel
- Grab Bar
  - White, Biscuit Chrome, Polished Brass, Gold, Polished Nickel, Satin Nickel or Oil Rubbed Bronze
- 1.5 kW Inline Maintenance Heater
- Lift & Turn Waste and Overflow
  - Chrome, Polished Brass, Gold, Polished Nickel, Satin Nickel or Oil Rubbed Bronze
- Cable Drive Waste and Overflow
  - Chrome, Polished Brass, Gold, Polished Nickel, Satin Nickel, Oil Rubbed Bronze or Color Matched (Bone, White and Biscuit Only)
- 2 HP, 3-Speed Run-Dry Pump Upgrade
- Optional Pump Location
- Remote Pump Location
- Color Matched Acrylic Skirt
- Hand Held Jet - Chrome or Polished Brass
- Premium Colors

*This unit is not recommended for shower installations.*

*All acrylic colors featured by Aquatic match the industry's leading fixture manufacturers.*

Fax-On-Demand  
Document # 1033



## Free Manuals Download Website

<http://myh66.com>

<http://usermanuals.us>

<http://www.somanuals.com>

<http://www.4manuals.cc>

<http://www.manual-lib.com>

<http://www.404manual.com>

<http://www.luxmanual.com>

<http://aubethermostatmanual.com>

Golf course search by state

<http://golfingnear.com>

Email search by domain

<http://emailbydomain.com>

Auto manuals search

<http://auto.somanuals.com>

TV manuals search

<http://tv.somanuals.com>