



Atech Flash Technology, Inc.

PRO-Gear XP-14

User's Guide

Guide de l'utilisateur



Congratulations

Congratulations on the purchase of your new PRO-Gear XP-14 USB media reader/writer. XP-14 is able to support multiple formats of flash media cards. This guide will explain the features and specifications of your new media reader, as well as the installation in a few simple steps. Please retain this guide for further reference.

Convenient features like fully Plug-and-Play make it easy to setup XP-14 with your computer.

Operating System Requirements:

Windows ME, XP

Windows 98SE, 2000 (driver installation required)

Mac OS 9.2.x+

Mac OS X v10.1.2+

Computer Requirements:

PC/Mac computer with open USB port 2.0/1.1

If you have any questions regarding with the Atech product, please contact:

Technical Support :

Toll free number (USA only) 1-866-85-ATECH (1-866-852-8324)

techsupport@atechflash.com

www.atechflash.com

Package Contents

PRO-Gear XP-14



External USB 2.0 Cable x 1 - Connects XP-14 to open USB port in your computer.



— To Reader Unit

— To open USB port in your computer

Windows 98SE or Windows 2000 users:

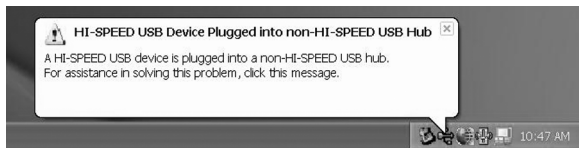
Driver installation is required. Please perform software setup first before using the PRO-Gear XP-14.

Simply plug the USB cable into the back of the XP-14 and plug the other end to any open USB port of your computer.

This is a USB 2.0 device and it is backward compatible with USB 1.1 interface. However, USB 1.1 performance can only be expected when connected to a USB 1.1. port.

When the unit is connected to a USB 1.1 port, the following Windows message may appear: "A HI-SPEED USB device is plugged into a non-HI-SPEED USB hub. For assistance in solving this problem, click this message"

Please ignore the message.



Install software driver


This step is required for Windows 98SE / 2000 users only. If you have Windows ME / XP, please skip this step and proceed ahead.

- (1) Close all applications that are running, including applications running in the background.
- (2) Insert AFT Setup CD into CD-ROM drive and locate setup.exe file in PC setup folder.
- (3) Double click on setup.exe will lead you into setup program.
- (4) Follow setup instruction on your screen.
- (5) After driver files are copied into your system, setup program will prompt you to restart your computer. Please do so.
- (6) Once computer is restarted, you can proceed to next step.

AFT Custom Icons (for Windows XP/ME/2000/98SE)

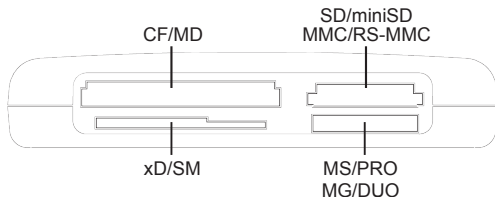
To use the AFT Custom Icons, you need to do the previous driver installation.

An example: Insert Memory Card and click on the Icon that matches your memory card.



Using XP-14 is similar to using a floppy drive. Simply insert your media card into the slot and click on the appropriate Removable Disk icon in My Computer, it will allow you to access your media card like a disk.

PRO-Gear XP-14



We strongly recommend that you copy the files in the media card to your computer first before attempting to view or make any changes to the files.

Caution !!

When removing your flash media card from reader please make sure that your file transferring process is fully completed before pulling your media card out. Failing to do so may result in card damage or data corruption.

Avoid formatting your media cards in reader if possible.

Always format your media card in the electronic device it is used in.

Certain electronic devices may become incompatible with the media cards formatted

under Windows file systems.
Download from www.Somanuals.com. All Manuals Search And Download.

Specifications

Dimension (W x H x D):	4.27 inch x .81 inch x 2.89 inch / 108 mm x 21 mm x 73 mm
Power Requirement:	5V DC, 500mA (USB bus power)
Supported media format:	Compact Flash™ Type I, Compact Flash™ Type II Microdrive™ Smart Media™ (3.3V) MultiMediaCard™ RS-MultiMediaCard™ Mini-Secure Digital™ Secure Digital™ Memory Stick™, Memory Stick™ Duo Memory Stick™ PRO, Memory Stick™ PRO Duo MagicGate Memory Stick™* xD-Picture Card™**
Operation Current:	<200mA
Suspend Current:	<500uA
Transfer rate:	Up to 480 Mbps (via USB 2.0) Up to 12 Mbps (via USB 1.1)
Supported O/S:	Windows XP, ME Windows 98 SE , 2000 (driver required) Mac OS 9.1 or later

Specifications are subject to change without further notice.

All trademarks, trade names and copyrights are properties of their respective owners.

*Does not operate with MagicGate Memory Stick in secure mode.

**xD-Picture Card™ is a registered trademark of SanDisk Corporation.

Atech Flash Technology, Inc. ("AFT"), warrants to the original end user ("Customer") that under normal intended use AFT memory flash card readers will be free from defects in materials and workmanship for one (1) year from the date of purchase. During warranty period, AFT shall either repair, or replace defective product. AFT shall not be liable for any losses or damages of any kind resulting from the use of AFT products or for any of Customer's data stored on products returned to AFT for service. AFT accepts no liability for and provides no expressed or implied warranty against any loss of data or images.

You may register your product at <http://www.atechflash.com>. Customer must have proof of purchase and obtain warranty service authorization from AFT within the applicable warranty period before returning defective products to AFT. Returned products must be shipped prepaid and packaged appropriately, and it is recommended that they be insured or sent by a method that provides for tracking of the package.

Limitations: This limited warranty is in lieu of all other warranties, terms or conditions; including warranties, terms, or conditions of merchantability, fitness for a particular purpose, satisfactory quality, suppliers, and in no event will AFT be liable for any special, incidental, consequential, or indirect damages resulting from the possession, use or failure of this product. Product names mentioned herein are for identification purposes only and may be trademarked and/or registered trademarks of their respective companies.

Media Cards* Compatibility Note

Media cards may not work properly when working with AFT product. If you encounter this problem, contact AFT Tech Support for compatible media card list and potential driver support and updates.

Free Manuals Download Website

<http://myh66.com>

<http://usermanuals.us>

<http://www.somanuals.com>

<http://www.4manuals.cc>

<http://www.manual-lib.com>

<http://www.404manual.com>

<http://www.luxmanual.com>

<http://aubethermostatmanual.com>

Golf course search by state

<http://golfingnear.com>

Email search by domain

<http://emailbydomain.com>

Auto manuals search

<http://auto.somanuals.com>

TV manuals search

<http://tv.somanuals.com>